

# Specialist Mathematics

## Graded Assessment 1 COURSEWORK UNIT 3/4 2024

Table of Grade Distribution by Gender

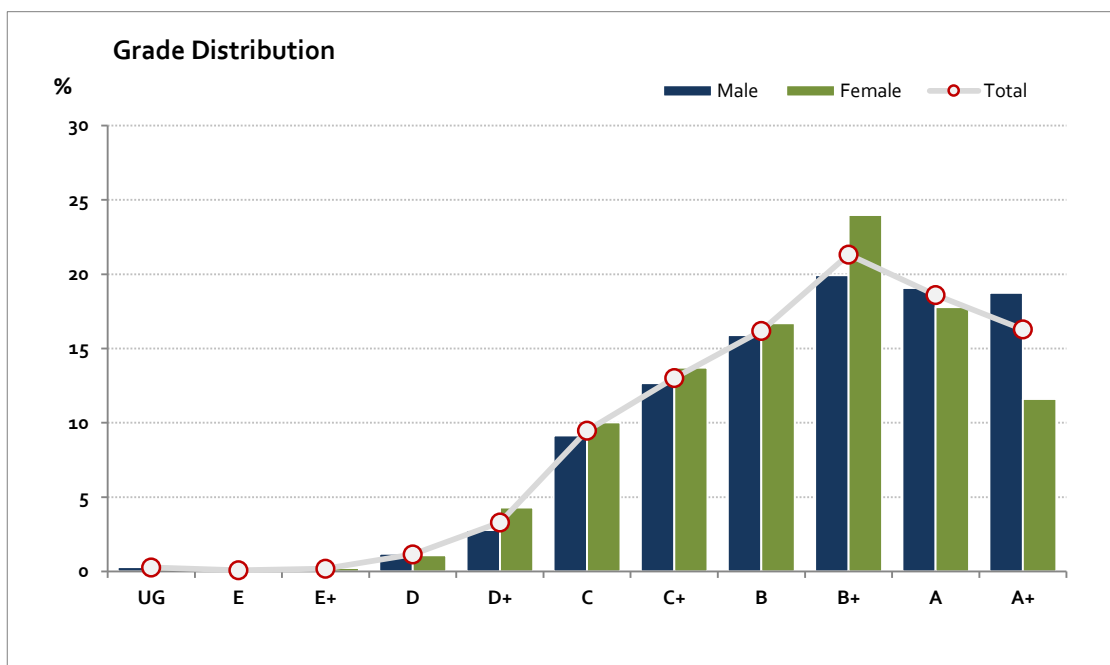
Grade		UG	E	E+	D	D+	C	C+	B	B+	A	A+	NR	Total
Male	n	7	3	4	29	68	223	309	388	486	465	457	0	2,439
	%	0.3	0.1	0.2	1.2	2.8	9.1	12.7	15.9	19.9	19.1	18.7	0.0	100.0
Female	n	3	0	3	14	55	128	175	213	306	227	148	4	1,276
	%	0.2	0.0	0.2	1.1	4.3	10.0	13.7	16.7	24.0	17.8	11.6	0.3	100.0
Gender X	n	0	0	0	0	0	2	1	2	2	1	2	0	10
	%	0.0	0.0	0.0	0.0	0.0	20.0	10.0	20.0	20.0	10.0	20.0	0.0	100.0
Total	n	10	3	7	43	123	353	485	603	794	693	607	4	3,725
	%	0.3	0.1	0.2	1.2	3.3	9.5	13.0	16.2	21.3	18.6	16.3	0.1	100.0
Score Ranges		0-9	10-12	13-15	16-26	27-35	36-46	47-56	57-66	67-77	78-87	88-100	N/A	Max 100

For privacy reasons, a gender with less than 5 students assessed has been assigned to the category of NR (Not Reported).

Summary Statistics:	
Mean	68
Std Dev	18.6
Median	B+

Not Assessed:	
Male	17
Female	12
Gender X	0
Total	29

Total Enrolments incl. Not Assessed:	
Male	2,456
Female	1,288
Gender X	10
Total	3,754



Gender X numbers are too low for a graph to be meaningful

The above 2024 information includes students from both the 2024 Victorian academic calendar year and the 2025 Northern Hemisphere Timetable (academic year from July to June). The NHT academic year results are subject to equating to ensure comparability with the results of the cohort assessed in the preceding calendar year.

# Specialist Mathematics

## Graded Assessment 2 WRITTEN EXAMINATION 1 2024

Table of Grade Distribution by Gender

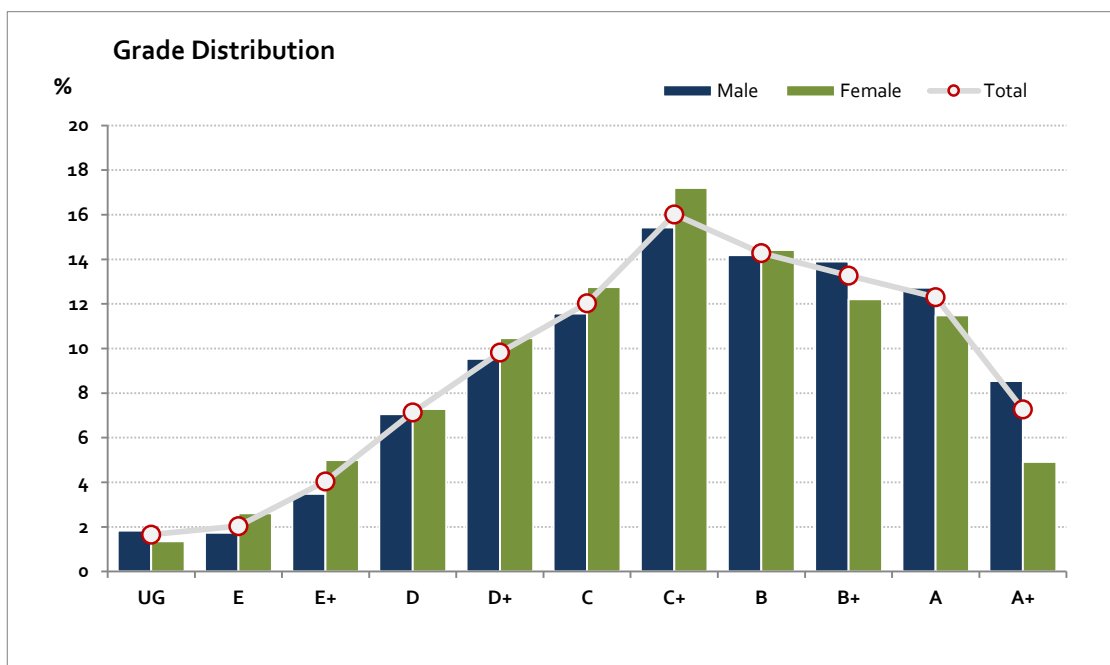
Grade		UG	E	E+	D	D+	C	C+	B	B+	A	A+	NR	Total
Male	n	44	42	84	170	230	279	372	342	335	307	206	0	2,411
	%	1.8	1.7	3.5	7.1	9.5	11.6	15.4	14.2	13.9	12.7	8.5	0.0	100.0
Female	n	17	33	63	92	132	161	217	182	154	145	62	4	1,262
	%	1.3	2.6	5.0	7.3	10.5	12.8	17.2	14.4	12.2	11.5	4.9	0.3	100.0
Gender X	n	0	0	2	1	0	3	1	2	0	1	0	0	10
	%	0.0	0.0	20.0	10.0	0.0	30.0	10.0	20.0	0.0	10.0	0.0	0.0	100.0
Total	n	61	75	149	263	362	443	590	526	489	453	268	4	3,683
	%	1.7	2.0	4.0	7.1	9.8	12.0	16.0	14.3	13.3	12.3	7.3	0.1	100.0
Score Ranges		0-5	6-8	9-14	15-22	23-30	31-39	40-49	50-57	58-65	66-72	73-80	N/A	Max 80

For privacy reasons, a gender with less than 5 students assessed has been assigned to the category of NR (Not Reported).

Summary Statistics:	
Mean	45.7
Std Dev	19.6
Median	C+

Not Assessed:	
Male	45
Female	26
Gender X	0
Total	71

Total Enrolments incl. Not Assessed:	
Male	2,456
Female	1,288
Gender X	10
Total	3,754



Gender X numbers are too low for a graph to be meaningful

The above 2024 information includes students from both the 2024 Victorian academic calendar year and the 2025 Northern Hemisphere Timetable (academic year from July to June). The NHT academic year results are subject to equating to ensure comparability with the results of the cohort assessed in the preceding calendar year.

# Specialist Mathematics

## Graded Assessment 3 WRITTEN EXAMINATION 2 2024

Table of Grade Distribution by Gender

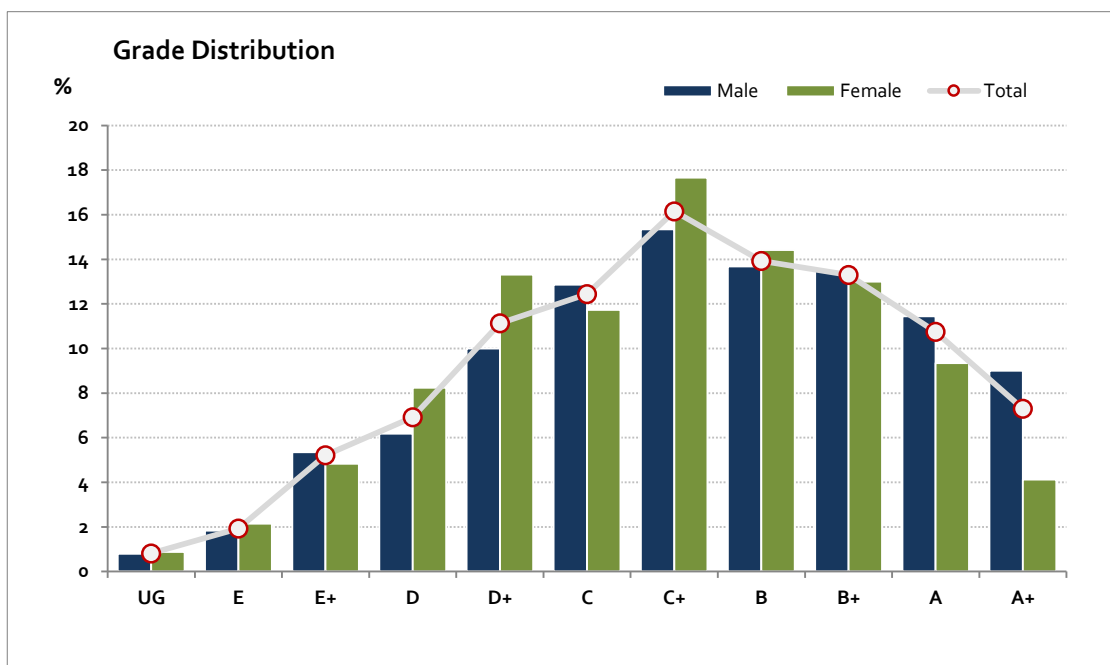
Grade		UG	E	E+	D	D+	C	C+	B	B+	A	A+	NR	Total
Male	n	19	44	129	149	241	310	370	330	326	276	217	0	2,411
	%	0.8	1.8	5.4	6.2	10.0	12.9	15.3	13.7	13.5	11.4	9.0	0.0	100.0
Female	n	11	27	61	104	168	148	223	182	164	118	52	4	1,262
	%	0.9	2.1	4.8	8.2	13.3	11.7	17.7	14.4	13.0	9.4	4.1	0.3	100.0
Gender X	n	0	0	2	2	1	0	2	1	0	2	0	0	10
	%	0.0	0.0	20.0	20.0	10.0	0.0	20.0	10.0	0.0	20.0	0.0	0.0	100.0
Total	n	30	71	192	255	410	458	595	513	490	396	269	4	3,683
	%	0.8	1.9	5.2	6.9	11.1	12.4	16.2	13.9	13.3	10.8	7.3	0.1	100.0
Score Ranges		0-15	16-24	25-37	38-49	50-65	66-80	81-98	99-112	113-126	127-140	141-160	N/A	Max 160

For privacy reasons, a gender with less than 5 students assessed has been assigned to the category of NR (Not Reported).

Summary Statistics:	
Mean	91.1
Std Dev	35.3
Median	C+

Not Assessed:	
Male	45
Female	26
Gender X	0
Total	71

Total Enrolments incl. Not Assessed:	
Male	2,456
Female	1,288
Gender X	10
Total	3,754



Gender X numbers are too low for a graph to be meaningful

The above 2024 information includes students from both the 2024 Victorian academic calendar year and the 2025 Northern Hemisphere Timetable (academic year from July to June). The NHT academic year results are subject to equating to ensure comparability with the results of the cohort assessed in the preceding calendar year.