

SUPERVISOR TO ATTACH
PROCESSING LABEL HERE

--	--	--	--	--	--	--	--	--

Write your **student number** in the boxes above.

Letter

Music Repertoire Performance

Question and Answer Book

VCE Examination – Monday 17 November 2025

- Reading time is **15 minutes**: 3.00 pm to 3.15 pm
- Writing time is **1 hour**: 3.15 pm to 4.15 pm

Approved materials

- Pencil should be used where notation is required.

Materials supplied

- Question and Answer Book of 20 pages, including blank manuscript for rough work on pages 8, 10, 14 and 16

Instructions

- All of your work, including rough work, will be considered for assessment.
- You may write at any time during the playing of the audio recording.

Students are **not** permitted to bring mobile phones and/or any unauthorised electronic devices into the examination room.

Contents	pages
Section A (2 questions, 20 marks) _____	2–5
Section B (7 questions, 40 marks) _____	7–17

This page is blank.

Do not write in this area.

Section B – Music language

Instructions

- Answer **all** questions in the spaces provided. Pencil should be used where notation is required.
- Write your responses in English.
- An audio recording will play continuously throughout Section B.

Question 3 (2 marks)

Listen to the following two melodies. Each melody will be played twice. There will be silent working time after each playing.

Melody 1 first playing – 5 seconds of silence

Melody 1 second and final playing – 10 seconds of silence

Melody 2 first playing – 5 seconds of silence

Melody 2 second and final playing – 20 seconds of silence

Six melodies, A, B, C, D, E and F, are provided below.













From the options above, identify the two melodies played.

Melody 1 _____

Melody 2 _____

Do not write in this area.

Blank manuscript for rough work if required



Do not write in this area.

Question 4 (6 marks)

- a. Listen to the following scale or mode. It will be played twice and there will be silent working time after each playing.

First playing – 10 seconds of silence

Second and final playing – 10 seconds of silence



Identify the type of scale or mode that is played.

1 mark

Scale/Mode _____

You will now have three minutes of silent working time to complete part b and part c.


- b. Add the appropriate clef and key signature to make the following scale A major.

2 marks












- c. Write the scale of C melodic minor, one octave ascending and descending, commencing on the following starting note. Use minims and accidentals (no key signature).

3 marks



Do not write in this area.

Blank manuscript for rough work if required



Do not write in this area.

Question 5 (10 marks)

Listen to the following four-bar melody. The melody will be played five times, with silent working time after each playing. A transcription of the melody is printed below; however, the notation is missing for bar 3 and the first beat of bar 4. The rhythm of the missing part is given above the staff. A two-bar count-in will precede each playing.

First playing – 20 seconds of silence

Second playing – 20 seconds of silence

Third playing – 30 seconds of silence

Fourth playing – 30 seconds of silence

Fifth and final playing – 2 minutes of silence

a. Using the rhythm provided, transcribe the missing notation for bar 3 and bar 4. 7 marks

b. Name the quality and size of the intervals marked by brackets in the melody above. 2 marks

Bar 1 _____

Bar 4 _____

c. Circle the correct scale or mode of the melody above. 1 mark

Eb major

Eb major pentatonic

Eb lydian

Eb mixolydian

Do not write in this area.

You will now have four minutes of silent working time to complete Questions 6 and 7.

Question 6 (3 marks)

Write the following intervals above or below the given notes.



perfect 4th above



diminished 7th above




minor 6th below

Question 7 (4 marks)

a. Write the chord using a key signature and semibreves on the staff below.

1 mark

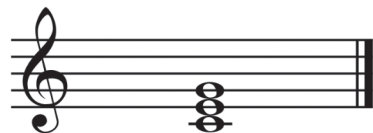
Key	D major
Triad or 7th chord	7 chord built on tonic (1)



b. Name the key of the dominant triad that is printed on the staff below.

1 mark


Key	
Triad or 7th chord	triad built on dominant (5)



c. Write the chord using accidentals and semibreves on the staff below.

1 mark

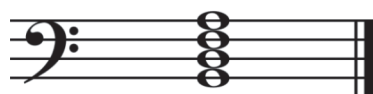
Key	E \flat major
Triad or 7th chord	triad built on subdominant (4)














d. Name the triad or 7th chord and its scale degree that is printed on the staff below.

1 mark

Key	C major
Triad or 7th chord	



Blank manuscript for rough work if required



Do not write in this area.

Question 8 (7 marks)

Listen to the following chord progression. The chord progression begins on the tonic (1) chord and will be played five times, with silent working time after each playing. Each chord is in root position and the progression ends with a common cadence. The first two chords, plus chord 4 and chord 7, are given. A one-bar count-in will precede each playing.

- a. Identify the bass note and the quality of chords 3, 5 and 6 in the blank spaces of the harmonic grid below.

6 marks

First playing – 5 seconds of silence

Second playing – 5 seconds of silence

Third playing – 5 seconds of silence

Fourth playing – 10 seconds of silence











Fifth and final playing – 20 seconds of silence

Harmonic grid	1.	2.	3.	4.	5.	6.	7.
Bass note	D	F#		A			D
Quality	major	minor		major			major

- b. Identify the cadence.

1 mark

Blank manuscript for rough work if required



Do not write in this area.

Question 9 (8 marks)

Listen to the following four-bar excerpt for trumpet, bassoon and cowbell. The excerpt will be played five times. A two-bar count-in will precede each playing. There will be silent working time after each playing.

First playing – 20 seconds of silence

Second playing – 20 seconds of silence

Third playing – 30 seconds of silence

Fourth playing – 30 seconds of silence

Fifth and final playing – 30 seconds of silence

Transcribe the missing rhythmic notation for the cowbell.

trumpet

bassoon

cowbell

trumpet

bassoon

cowbell

Do not write in this area.

This page is blank.

Do not write in this area.

Do not write in this area.

This page is blank.

