

Chinese Second Language Advanced

Graded Assessment 1 COURSEWORK UNIT 3 2025

Table of Grade Distribution by Gender

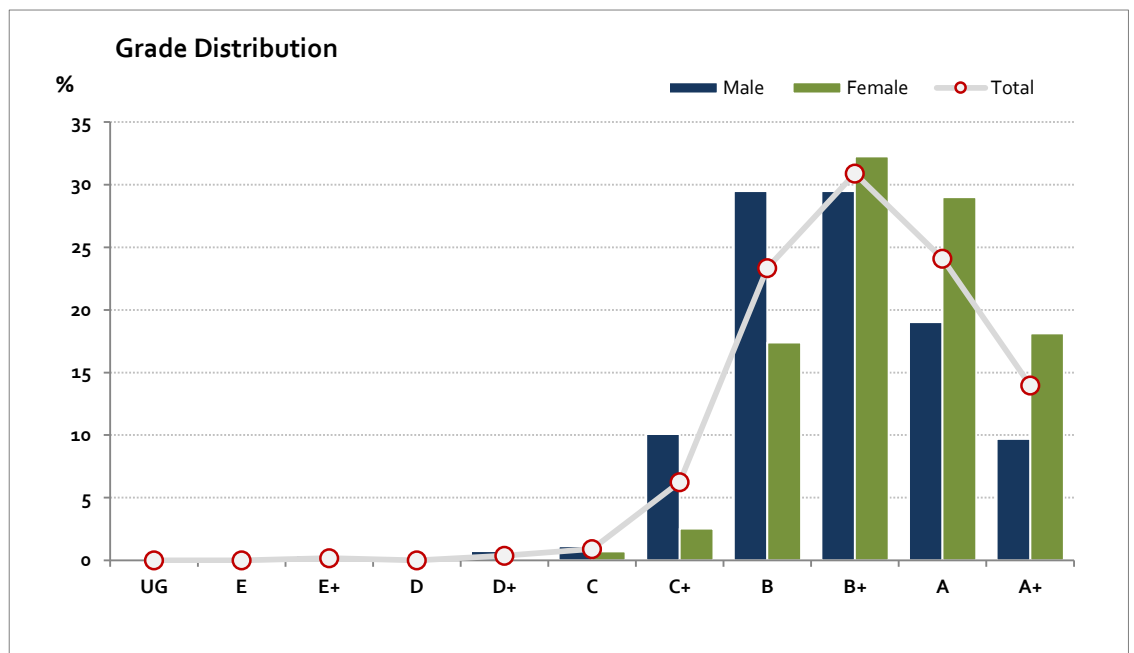
Grade		UG	E	E+	D	D+	C	C+	B	B+	A	A+	NR	Total
Male	n	0	0	1	0	2	3	27	79	79	51	26	0	268
	%	0.0	0.0	0.4	0.0	0.7	1.1	10.1	29.5	29.5	19.0	9.7	0.0	100.0
Female	n	0	0	0	0	0	2	7	48	89	80	50	0	276
	%	0.0	0.0	0.0	0.0	0.0	0.7	2.5	17.4	32.2	29.0	18.1	0.0	100.0
Gender X	n	0	0	0	0	0	0	0	0	0	0	0	0	0
	%	0.0	0.0	0.0	0.0	0.0	0.0	0.0	0.0	0.0	0.0	0.0	0.0	0.0
Total	n	0	0	1	0	2	5	34	127	168	131	76	0	544
	%	0.0	0.0	0.2	0.0	0.4	0.9	6.3	23.3	30.9	24.1	14.0	0.0	100.0
Score Ranges		0-4	5-9	10-14	15-19	20-21	22-25	26-30	31-36	37-42	43-46	47-50	N/A	Max 50

For privacy reasons, a gender with less than 5 students assessed has been assigned to the category of NR (Not Reported).

Summary Statistics:	
Mean	39.6
Std Dev	6.1
Median	B+

Not Assessed:	
Male	8
Female	4
Gender X	0
Total	12

Total Enrolments incl. Not Assessed:	
Male	276
Female	280
Gender X	0
Total	556



Gender X data are not shown in the graph due to either (i) numbers are too low for a graph to be meaningful or (ii) there are no data.

Chinese Second Language Advanced

Graded Assessment 2 COURSEWORK UNIT 4 2025

Table of Grade Distribution by Gender

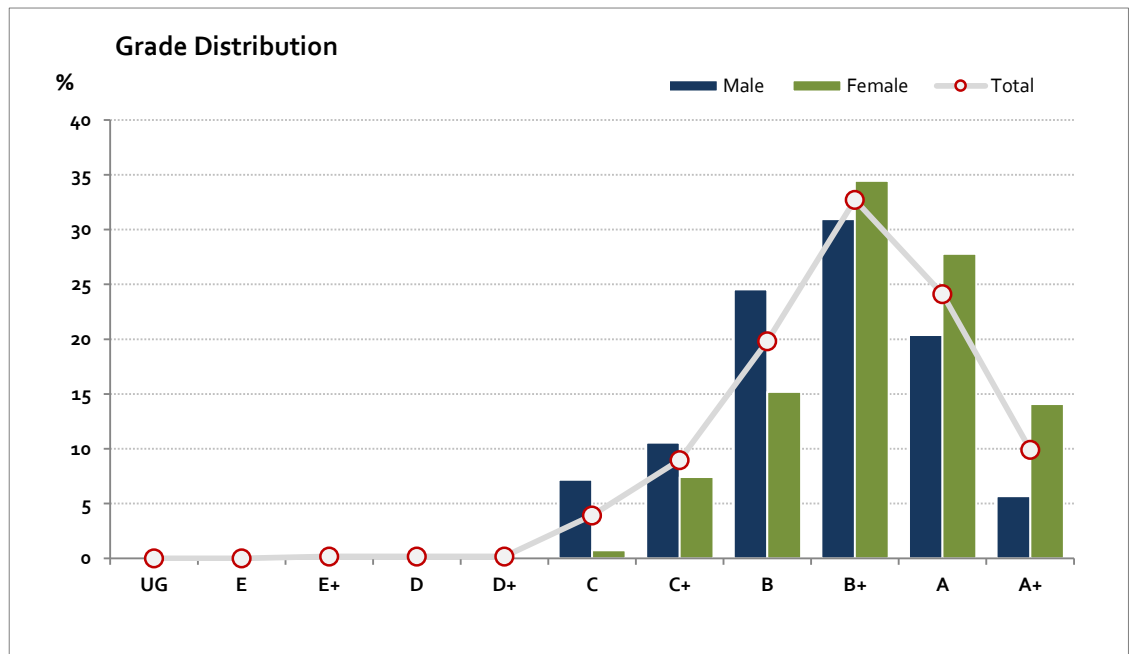
Grade		UG	E	E+	D	D+	C	C+	B	B+	A	A+	NR	Total
Male	n	0	0	1	0	1	19	28	65	82	54	15	0	265
	%	0.0	0.0	0.4	0.0	0.4	7.2	10.6	24.5	30.9	20.4	5.7	0.0	100.0
Female	n	0	0	0	1	0	2	20	41	93	75	38	0	270
	%	0.0	0.0	0.0	0.4	0.0	0.7	7.4	15.2	34.4	27.8	14.1	0.0	100.0
Gender X	n	0	0	0	0	0	0	0	0	0	0	0	0	0
	%	0.0	0.0	0.0	0.0	0.0	0.0	0.0	0.0	0.0	0.0	0.0	0.0	0.0
Total	n	0	0	1	1	1	21	48	106	175	129	53	0	535
	%	0.0	0.0	0.2	0.2	0.2	3.9	9.0	19.8	32.7	24.1	9.9	0.0	100.0
Score Ranges		0-4	5-9	10-14	15-19	20-24	25-29	30-33	34-37	38-43	44-47	48-50	N/A	Max 50

For privacy reasons, a gender with less than 5 students assessed has been assigned to the category of NR (Not Reported).

Summary Statistics:	
Mean	40.1
Std Dev	5.9
Median	B+

Not Assessed:	
Male	11
Female	10
Gender X	0
Total	21

Total Enrolments incl. Not Assessed:	
Male	276
Female	280
Gender X	0
Total	556



Gender X data are not shown in the graph due to either (i) numbers are too low for a graph to be meaningful or (ii) there are no data.

Chinese Second Language Advanced

Graded Assessment 3 ORAL AND WRITTEN EXAMINATION 2025

Table of Grade Distribution by Gender

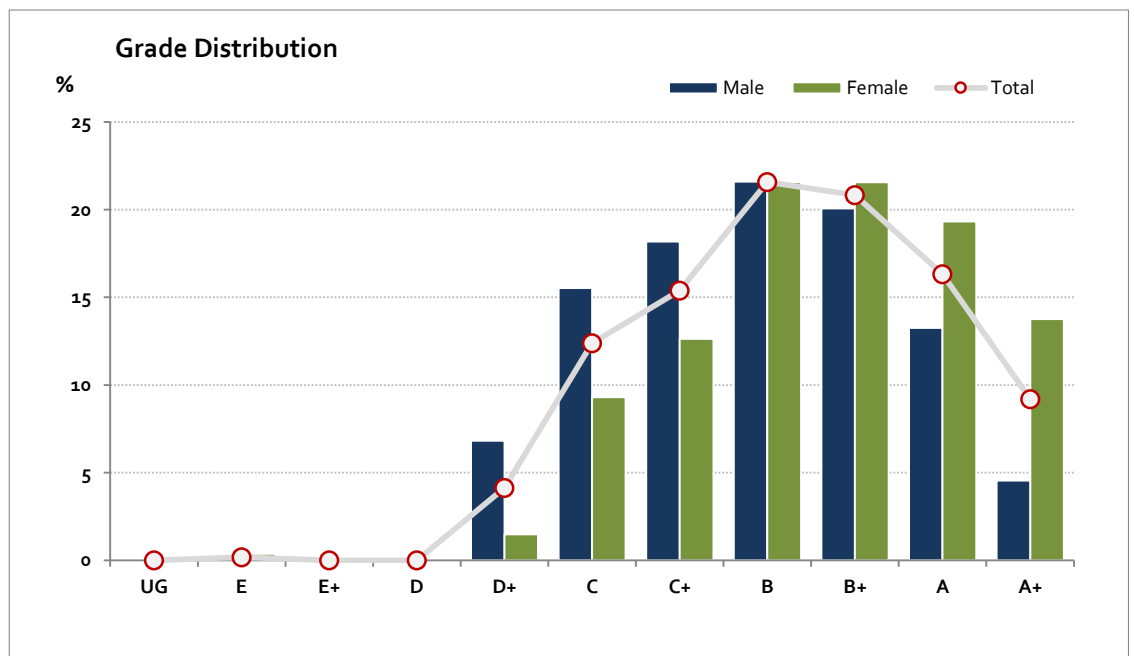
Grade		UG	E	E+	D	D+	C	C+	B	B+	A	A+	NR	Total
Male	n	0	0	0	0	18	41	48	57	53	35	12	0	264
	%	0.0	0.0	0.0	0.0	6.8	15.5	18.2	21.6	20.1	13.3	4.5	0.0	100.0
Female	n	0	1	0	0	4	25	34	58	58	52	37	0	269
	%	0.0	0.4	0.0	0.0	1.5	9.3	12.6	21.6	21.6	19.3	13.8	0.0	100.0
Gender X	n	0	0	0	0	0	0	0	0	0	0	0	0	0
	%	0.0	0.0	0.0	0.0	0.0	0.0	0.0	0.0	0.0	0.0	0.0	0.0	0.0
Total	n	0	1	0	0	22	66	82	115	111	87	49	0	533
	%	0.0	0.2	0.0	0.0	4.1	12.4	15.4	21.6	20.8	16.3	9.2	0.0	100.0
Score Ranges		0-39	40-79	80-119	120-130	131-181	182-211	212-233	234-262	263-290	291-312	313-400	N/A	Max 400

For privacy reasons, a gender with less than 5 students assessed has been assigned to the category of NR (Not Reported).

Summary Statistics:	
Mean	255.9
Std Dev	44.7
Median	B

Not Assessed:	
Male	12
Female	11
Gender X	0
Total	23

Total Enrolments incl. Not Assessed:	
Male	276
Female	280
Gender X	0
Total	556



Gender X data are not shown in the graph due to either (i) numbers are too low for a graph to be meaningful or (ii) there are no data.