

Khmer

Graded Assessment 1 COURSEWORK UNIT 3 2025

Table of Grade Distribution by Gender

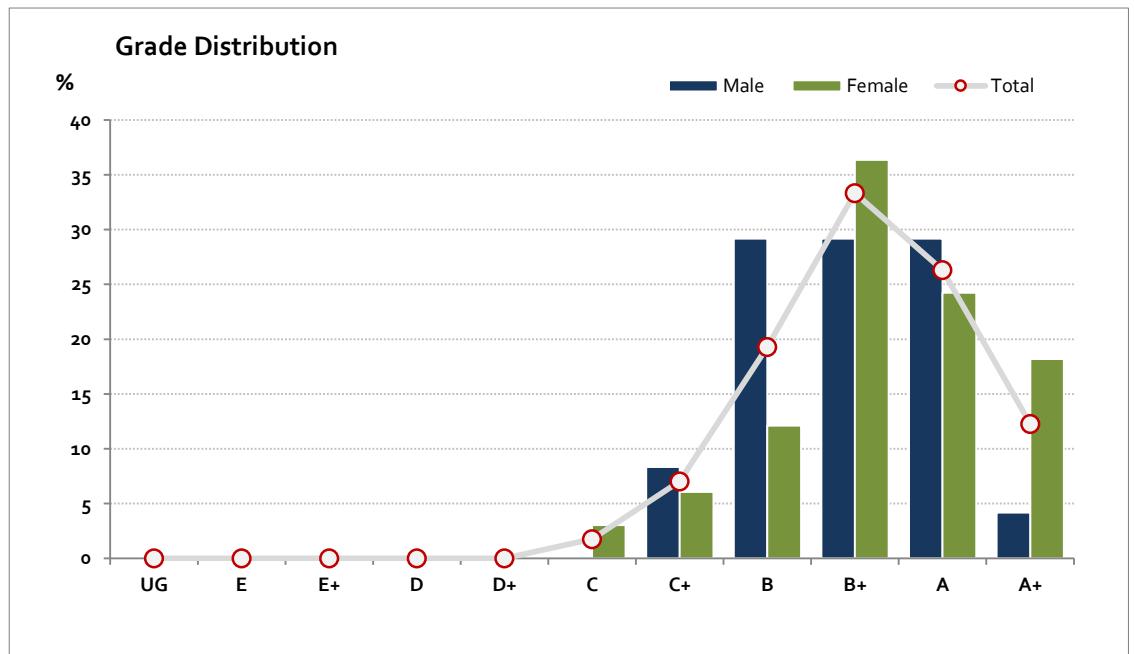
Grade		UG	E	E+	D	D+	C	C+	B	B+	A	A+	NR	Total
Male	n	0	0	0	0	0	0	2	7	7	7	1	0	24
	%	0.0	0.0	0.0	0.0	0.0	0.0	8.3	29.2	29.2	29.2	4.2	0.0	100.0
Female	n	0	0	0	0	0	1	2	4	12	8	6	0	33
	%	0.0	0.0	0.0	0.0	0.0	3.0	6.1	12.1	36.4	24.2	18.2	0.0	100.0
Gender X	n	0	0	0	0	0	0	0	0	0	0	0	0	0
	%	0.0	0.0	0.0	0.0	0.0	0.0	0.0	0.0	0.0	0.0	0.0	0.0	0.0
Total	n	0	0	0	0	0	1	4	11	19	15	7	0	57
	%	0.0	0.0	0.0	0.0	0.0	1.8	7.0	19.3	33.3	26.3	12.3	0.0	100.0
Score Ranges		0-4	5-9	10-14	15-19	20-24	25-34	35-40	41-43	44-46	47-48	49-50	N/A	Max 50

For privacy reasons, a gender with less than 5 students assessed has been assigned to the category of NR (Not Reported).

Summary Statistics:	
Mean	44.8
Std Dev	3.5
Median	B+

Not Assessed:	
Male	1
Female	0
Gender X	0
Total	1

Total Enrolments incl. Not Assessed:	
Male	25
Female	33
Gender X	0
Total	58



Gender X data are not shown in the graph due to either (i) numbers are too low for a graph to be meaningful or (ii) there are no data.

Khmer

Graded Assessment 2 COURSEWORK UNIT 4 2025

Table of Grade Distribution by Gender

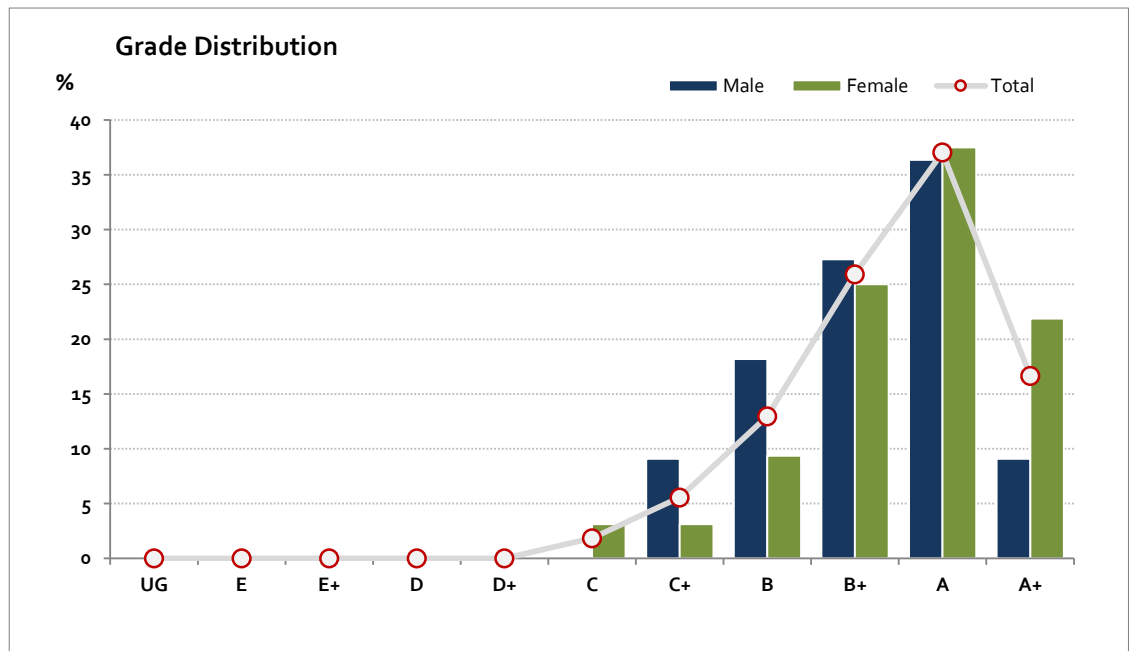
Grade		UG	E	E+	D	D+	C	C+	B	B+	A	A+	NR	Total
Male	n	0	0	0	0	0	0	2	4	6	8	2	0	22
	%	0.0	0.0	0.0	0.0	0.0	0.0	9.1	18.2	27.3	36.4	9.1	0.0	100.0
Female	n	0	0	0	0	0	1	1	3	8	12	7	0	32
	%	0.0	0.0	0.0	0.0	0.0	3.1	3.1	9.4	25.0	37.5	21.9	0.0	100.0
Gender X	n	0	0	0	0	0	0	0	0	0	0	0	0	0
	%	0.0	0.0	0.0	0.0	0.0	0.0	0.0	0.0	0.0	0.0	0.0	0.0	0.0
Total	n	0	0	0	0	0	1	3	7	14	20	9	0	54
	%	0.0	0.0	0.0	0.0	0.0	1.9	5.6	13.0	25.9	37.0	16.7	0.0	100.0
Score Ranges		0-4	5-9	10-14	15-19	20-24	25-33	34-35	36-37	38-42	43-48	49-50	N/A	Max 50

For privacy reasons, a gender with less than 5 students assessed has been assigned to the category of NR (Not Reported).

Summary Statistics:	
Mean	42.9
Std Dev	4.8
Median	A

Not Assessed:	
Male	3
Female	1
Gender X	0
Total	4

Total Enrolments incl. Not Assessed:	
Male	25
Female	33
Gender X	0
Total	58



Gender X data are not shown in the graph due to either (i) numbers are too low for a graph to be meaningful or (ii) there are no data.

Khmer

Graded Assessment 3 ORAL AND WRITTEN EXAMINATION 2025

Table of Grade Distribution by Gender

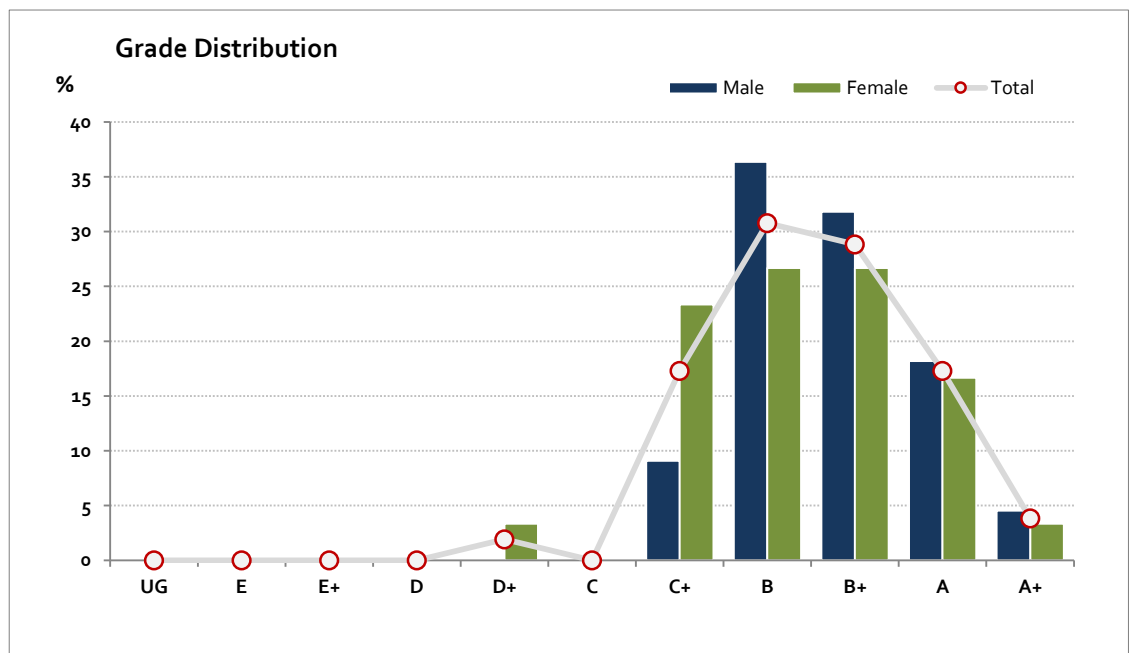
Grade		UG	E	E+	D	D+	C	C+	B	B+	A	A+	NR	Total
Male	n	0	0	0	0	0	0	2	8	7	4	1	0	22
	%	0.0	0.0	0.0	0.0	0.0	0.0	9.1	36.4	31.8	18.2	4.5	0.0	100.0
Female	n	0	0	0	0	1	0	7	8	8	5	1	0	30
	%	0.0	0.0	0.0	0.0	3.3	0.0	23.3	26.7	26.7	16.7	3.3	0.0	100.0
Gender X	n	0	0	0	0	0	0	0	0	0	0	0	0	0
	%	0.0	0.0	0.0	0.0	0.0	0.0	0.0	0.0	0.0	0.0	0.0	0.0	0.0
Total	n	0	0	0	0	1	0	9	16	15	9	2	0	52
	%	0.0	0.0	0.0	0.0	1.9	0.0	17.3	30.8	28.8	17.3	3.8	0.0	100.0
Score Ranges		0-19	20-39	40-79	80-119	120-159	160-199	200-254	255-287	288-314	315-337	338-400	N/A	Max 400

For privacy reasons, a gender with less than 5 students assessed has been assigned to the category of NR (Not Reported).

Summary Statistics:	
Mean	283.5
Std Dev	35.7
Median	B

Not Assessed:	
Male	3
Female	3
Gender X	0
Total	6

Total Enrolments incl. Not Assessed:	
Male	25
Female	33
Gender X	0
Total	58



Gender X data are not shown in the graph due to either (i) numbers are too low for a graph to be meaningful or (ii) there are no data.