

Turkish

Graded Assessment 1 COURSEWORK UNIT 3 2025

Table of Grade Distribution by Gender

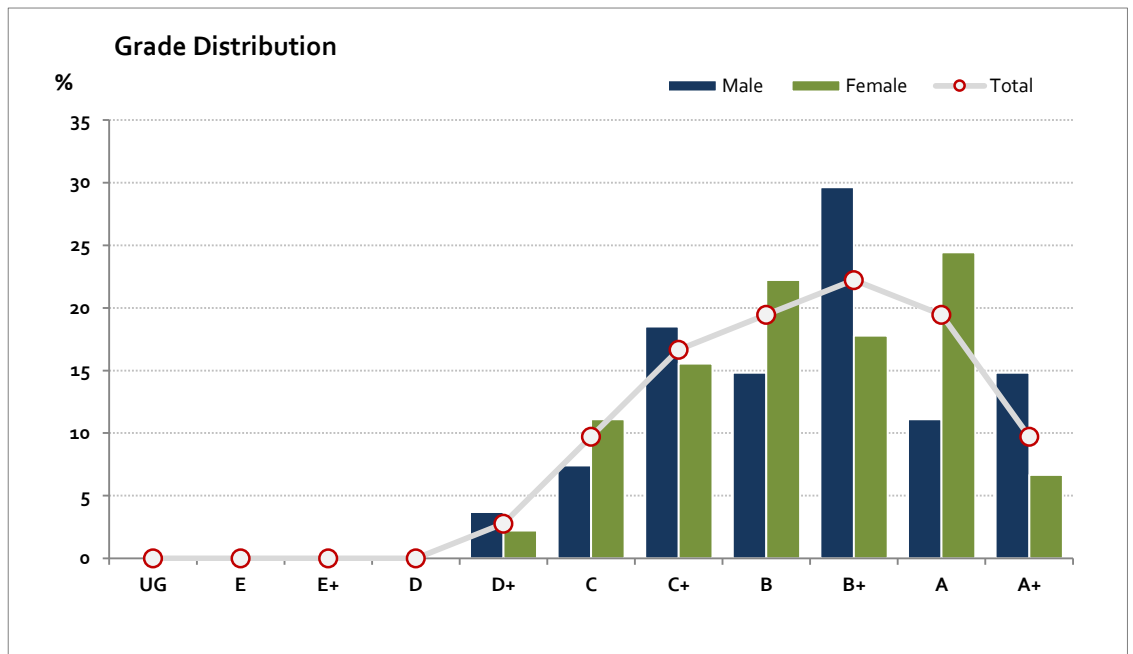
Grade		UG	E	E+	D	D+	C	C+	B	B+	A	A+	NR	Total
Male	n	0	0	0	0	1	2	5	4	8	3	4	0	27
	%	0.0	0.0	0.0	0.0	3.7	7.4	18.5	14.8	29.6	11.1	14.8	0.0	100.0
Female	n	0	0	0	0	1	5	7	10	8	11	3	0	45
	%	0.0	0.0	0.0	0.0	2.2	11.1	15.6	22.2	17.8	24.4	6.7	0.0	100.0
Gender X	n	0	0	0	0	0	0	0	0	0	0	0	0	0
	%	0.0	0.0	0.0	0.0	0.0	0.0	0.0	0.0	0.0	0.0	0.0	0.0	0.0
Total	n	0	0	0	0	2	7	12	14	16	14	7	0	72
	%	0.0	0.0	0.0	0.0	2.8	9.7	16.7	19.4	22.2	19.4	9.7	0.0	100.0
Score Ranges		0-4	5-9	10-14	15-19	20-24	25-32	33-36	37-40	41-45	46-49	50-50	N/A	Max 50

For privacy reasons, a gender with less than 5 students assessed has been assigned to the category of NR (Not Reported).

Summary Statistics:	
Mean	40.4
Std Dev	7.3
Median	B+

Not Assessed:	
Male	3
Female	1
Gender X	0
Total	4

Total Enrolments incl. Not Assessed:	
Male	30
Female	46
Gender X	0
Total	76



Gender X data are not shown in the graph due to either (i) numbers are too low for a graph to be meaningful or (ii) there are no data.

Turkish

Graded Assessment 2 COURSEWORK UNIT 4 2025

Table of Grade Distribution by Gender

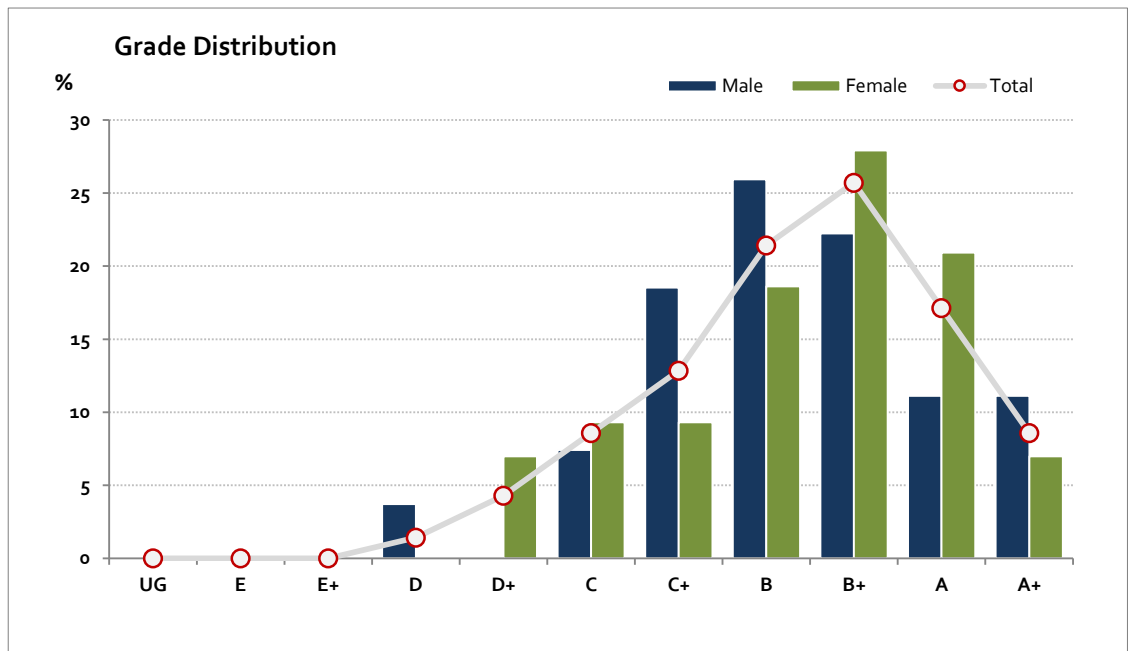
Grade		UG	E	E+	D	D+	C	C+	B	B+	A	A+	NR	Total
Male	n	0	0	0	1	0	2	5	7	6	3	3	0	27
	%	0.0	0.0	0.0	3.7	0.0	7.4	18.5	25.9	22.2	11.1	11.1	0.0	100.0
Female	n	0	0	0	0	3	4	4	8	12	9	3	0	43
	%	0.0	0.0	0.0	0.0	7.0	9.3	9.3	18.6	27.9	20.9	7.0	0.0	100.0
Gender X	n	0	0	0	0	0	0	0	0	0	0	0	0	0
	%	0.0	0.0	0.0	0.0	0.0	0.0	0.0	0.0	0.0	0.0	0.0	0.0	0.0
Total	n	0	0	0	1	3	6	9	15	18	12	6	0	70
	%	0.0	0.0	0.0	1.4	4.3	8.6	12.9	21.4	25.7	17.1	8.6	0.0	100.0
Score Ranges		0-4	5-9	10-14	15-19	20-24	25-31	32-35	36-40	41-45	46-48	49-50	N/A	Max 50

For privacy reasons, a gender with less than 5 students assessed has been assigned to the category of NR (Not Reported).

Summary Statistics:	
Mean	39.9
Std Dev	7.4
Median	B+

Not Assessed:	
Male	3
Female	3
Gender X	0
Total	6

Total Enrolments incl. Not Assessed:	
Male	30
Female	46
Gender X	0
Total	76



Gender X data are not shown in the graph due to either (i) numbers are too low for a graph to be meaningful or (ii) there are no data.

Turkish

Graded Assessment 3 ORAL AND WRITTEN EXAMINATION 2025

Table of Grade Distribution by Gender

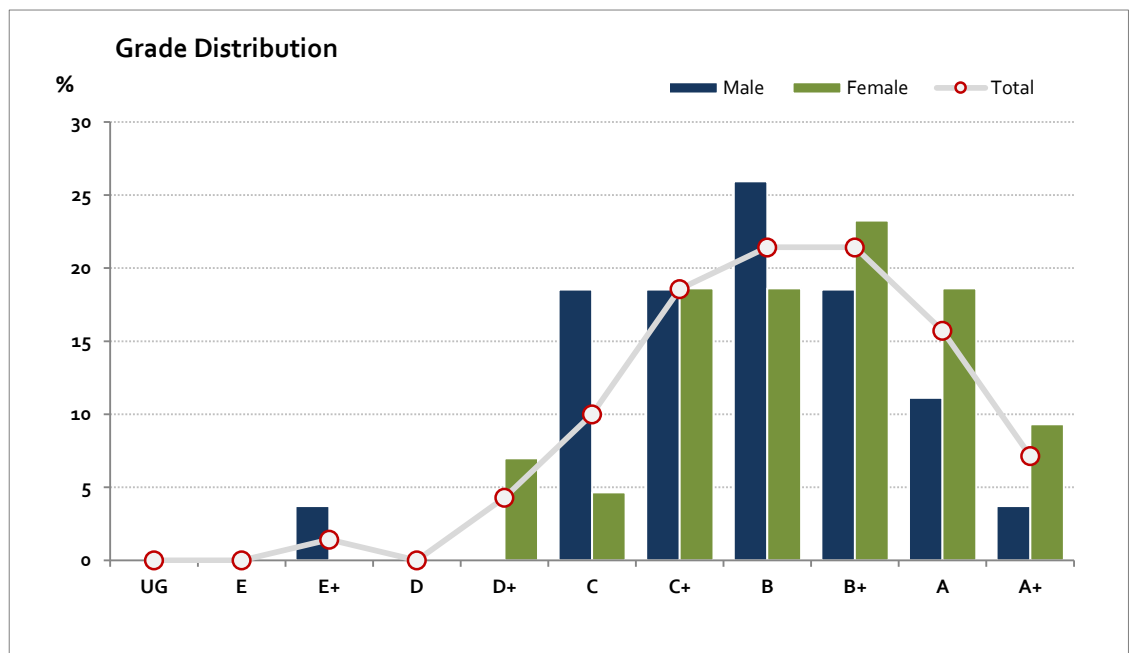
Grade		UG	E	E+	D	D+	C	C+	B	B+	A	A+	NR	Total
Male	n	0	0	1	0	0	5	5	7	5	3	1	0	27
	%	0.0	0.0	3.7	0.0	0.0	18.5	18.5	25.9	18.5	11.1	3.7	0.0	100.0
Female	n	0	0	0	0	3	2	8	8	10	8	4	0	43
	%	0.0	0.0	0.0	0.0	7.0	4.7	18.6	18.6	23.3	18.6	9.3	0.0	100.0
Gender X	n	0	0	0	0	0	0	0	0	0	0	0	0	0
	%	0.0	0.0	0.0	0.0	0.0	0.0	0.0	0.0	0.0	0.0	0.0	0.0	0.0
Total	n	0	0	1	0	3	7	13	15	15	11	5	0	70
	%	0.0	0.0	1.4	0.0	4.3	10.0	18.6	21.4	21.4	15.7	7.1	0.0	100.0
Score Ranges		0-39	40-79	80-119	120-128	129-137	138-220	221-260	261-307	308-344	345-369	370-400	N/A	Max 400

For privacy reasons, a gender with less than 5 students assessed has been assigned to the category of NR (Not Reported).

Summary Statistics:	
Mean	286
Std Dev	65.6
Median	B

Not Assessed:	
Male	3
Female	3
Gender X	0
Total	6

Total Enrolments incl. Not Assessed:	
Male	30
Female	46
Gender X	0
Total	76



Gender X data are not shown in the graph due to either (i) numbers are too low for a graph to be meaningful or (ii) there are no data.