

# Vietnamese First Language

## Graded Assessment 1 COURSEWORK UNIT 3 2025

Table of Grade Distribution by Gender

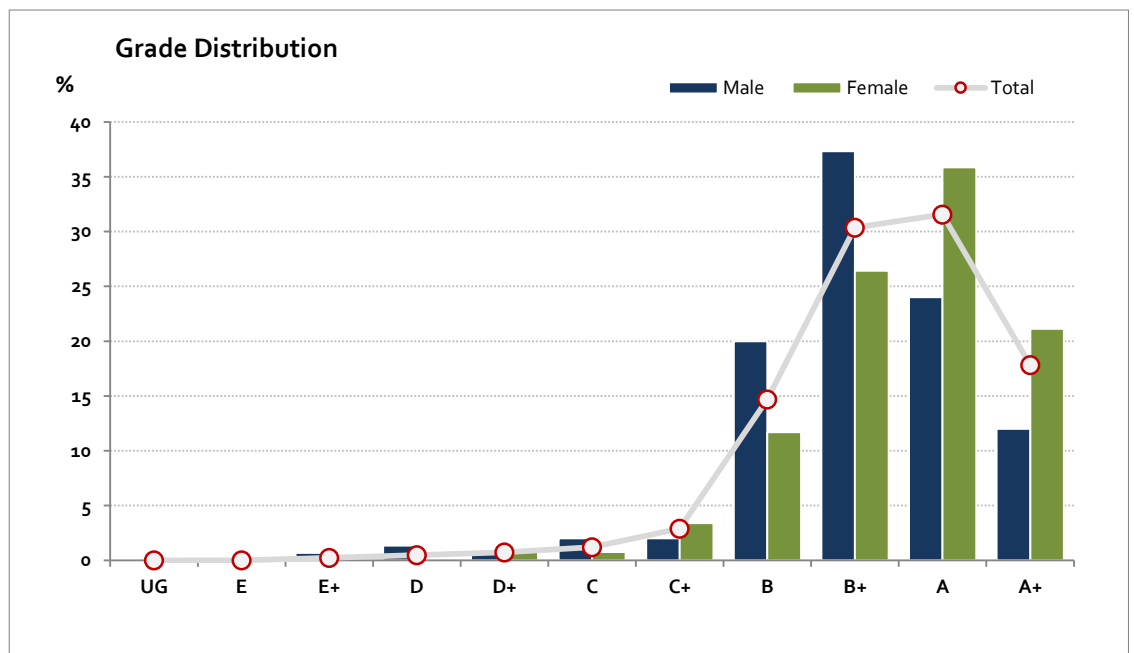
Grade		UG	E	E+	D	D+	C	C+	B	B+	A	A+	NR	Total
Male	n	0	0	1	2	1	3	3	30	56	36	18	0	150
	%	0.0	0.0	0.7	1.3	0.7	2.0	2.0	20.0	37.3	24.0	12.0	0.0	100.0
Female	n	0	0	0	0	2	2	9	31	70	95	56	0	265
	%	0.0	0.0	0.0	0.0	0.8	0.8	3.4	11.7	26.4	35.8	21.1	0.0	100.0
Gender X	n	0	0	0	0	0	0	0	0	0	0	0	0	0
	%	0.0	0.0	0.0	0.0	0.0	0.0	0.0	0.0	0.0	0.0	0.0	0.0	0.0
Total	n	0	0	1	2	3	5	12	61	126	131	74	0	415
	%	0.0	0.0	0.2	0.5	0.7	1.2	2.9	14.7	30.4	31.6	17.8	0.0	100.0
Score Ranges		0-4	5-9	10-14	15-16	17-18	19-21	22-26	27-32	33-37	38-42	43-50	N/A	Max 50

For privacy reasons, a gender with less than 5 students assessed has been assigned to the category of NR (Not Reported).

Summary Statistics:	
Mean	36.8
Std Dev	6.5
Median	B+

Not Assessed:	
Male	6
Female	5
Gender X	0
Total	11

Total Enrolments incl. Not Assessed:	
Male	156
Female	270
Gender X	0
Total	426



Gender X data are not shown in the graph due to either (i) numbers are too low for a graph to be meaningful or (ii) there are no data.

# Vietnamese First Language

## Graded Assessment 2 COURSEWORK UNIT 4 2025

Table of Grade Distribution by Gender

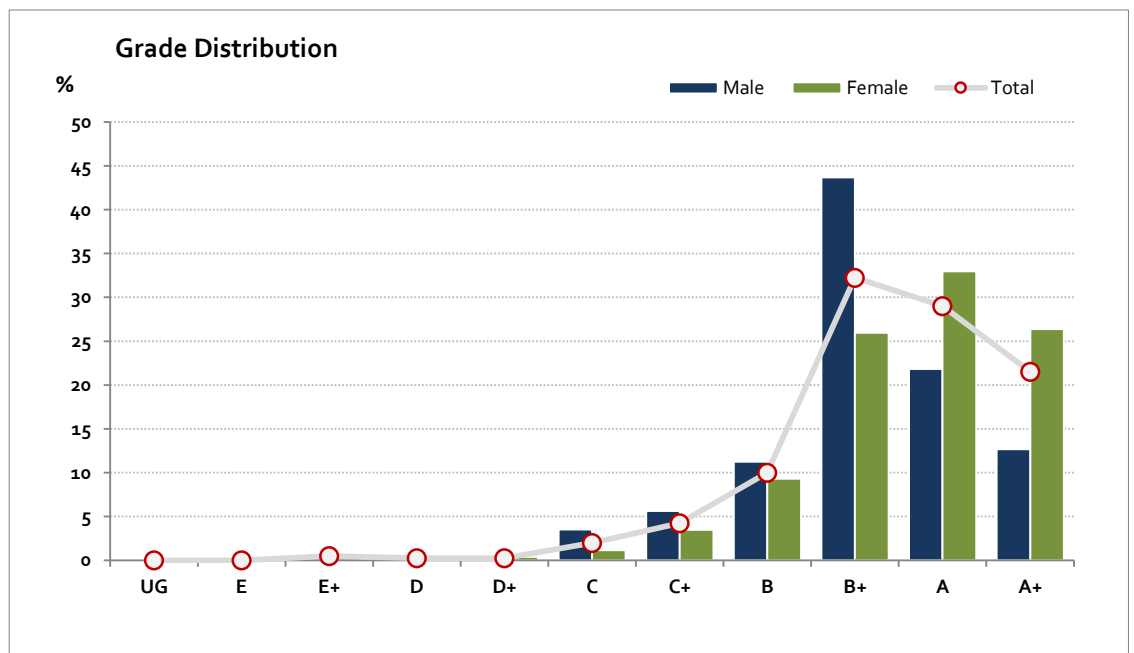
Grade		UG	E	E+	D	D+	C	C+	B	B+	A	A+	NR	Total
Male	n	0	0	1	1	0	5	8	16	62	31	18	0	142
	%	0.0	0.0	0.7	0.7	0.0	3.5	5.6	11.3	43.7	21.8	12.7	0.0	100.0
Female	n	0	0	1	0	1	3	9	24	67	85	68	0	258
	%	0.0	0.0	0.4	0.0	0.4	1.2	3.5	9.3	26.0	32.9	26.4	0.0	100.0
Gender X	n	0	0	0	0	0	0	0	0	0	0	0	0	0
	%	0.0	0.0	0.0	0.0	0.0	0.0	0.0	0.0	0.0	0.0	0.0	0.0	0.0
Total	n	0	0	2	1	1	8	17	40	129	116	86	0	400
	%	0.0	0.0	0.5	0.3	0.3	2.0	4.3	10.0	32.3	29.0	21.5	0.0	100.0
Score Ranges		0-4	5-9	10-14	15-16	17-18	19-22	23-26	27-30	31-37	38-42	43-50	N/A	Max 50

For privacy reasons, a gender with less than 5 students assessed has been assigned to the category of NR (Not Reported).

Summary Statistics:	
Mean	36.8
Std Dev	6.8
Median	A

Not Assessed:	
Male	14
Female	12
Gender X	0
Total	26

Total Enrolments incl. Not Assessed:	
Male	156
Female	270
Gender X	0
Total	426



Gender X data are not shown in the graph due to either (i) numbers are too low for a graph to be meaningful or (ii) there are no data.

# Vietnamese First Language

## Graded Assessment 3 ORAL AND WRITTEN EXAMINATION 2025

Table of Grade Distribution by Gender

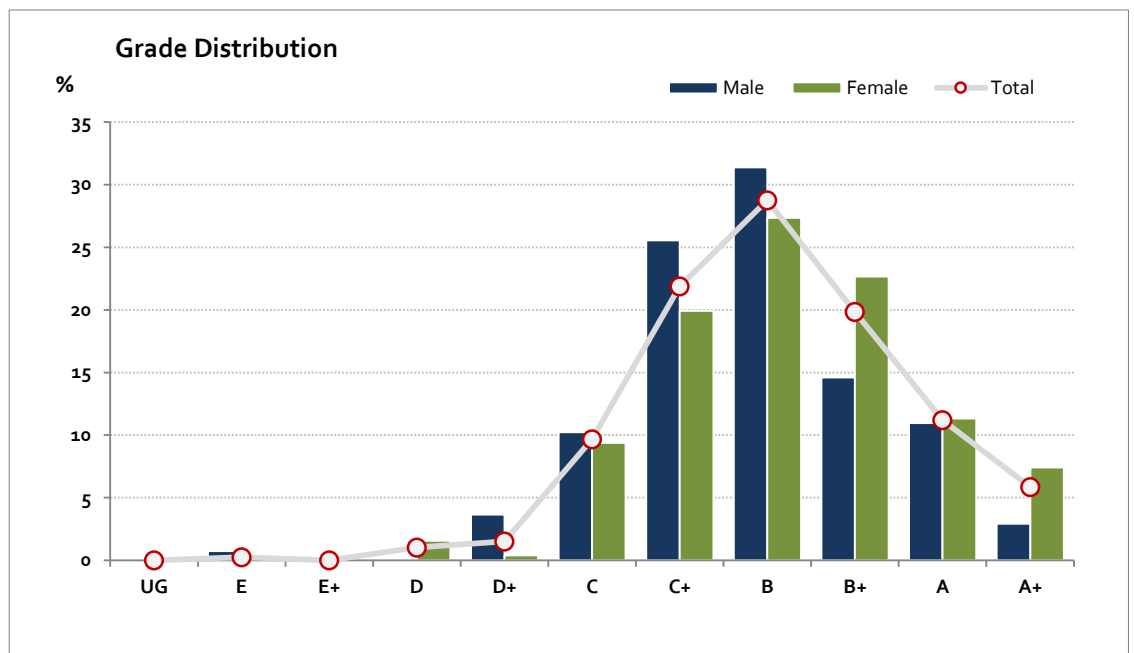
Grade		UG	E	E+	D	D+	C	C+	B	B+	A	A+	NR	Total
Male	n	0	1	0	0	5	14	35	43	20	15	4	0	137
	%	0.0	0.7	0.0	0.0	3.6	10.2	25.5	31.4	14.6	10.9	2.9	0.0	100.0
Female	n	0	0	0	4	1	24	51	70	58	29	19	0	256
	%	0.0	0.0	0.0	1.6	0.4	9.4	19.9	27.3	22.7	11.3	7.4	0.0	100.0
Gender X	n	0	0	0	0	0	0	0	0	0	0	0	0	0
	%	0.0	0.0	0.0	0.0	0.0	0.0	0.0	0.0	0.0	0.0	0.0	0.0	0.0
Total	n	0	1	0	4	6	38	86	113	78	44	23	0	393
	%	0.0	0.3	0.0	1.0	1.5	9.7	21.9	28.8	19.8	11.2	5.9	0.0	100.0
Score Ranges		0-9	10-19	20-20	21-21	22-36	37-88	89-113	114-130	131-145	146-158	159-200	N/A	Max 200

For privacy reasons, a gender with less than 5 students assessed has been assigned to the category of NR (Not Reported).

Summary Statistics:	
Mean	119.8
Std Dev	29.3
Median	B

Not Assessed:	
Male	19
Female	14
Gender X	0
Total	33

Total Enrolments incl. Not Assessed:	
Male	156
Female	270
Gender X	0
Total	426



Gender X data are not shown in the graph due to either (i) numbers are too low for a graph to be meaningful or (ii) there are no data.