

Vietnamese Second Language

Graded Assessment 1 COURSEWORK UNIT 3 2025

Table of Grade Distribution by Gender

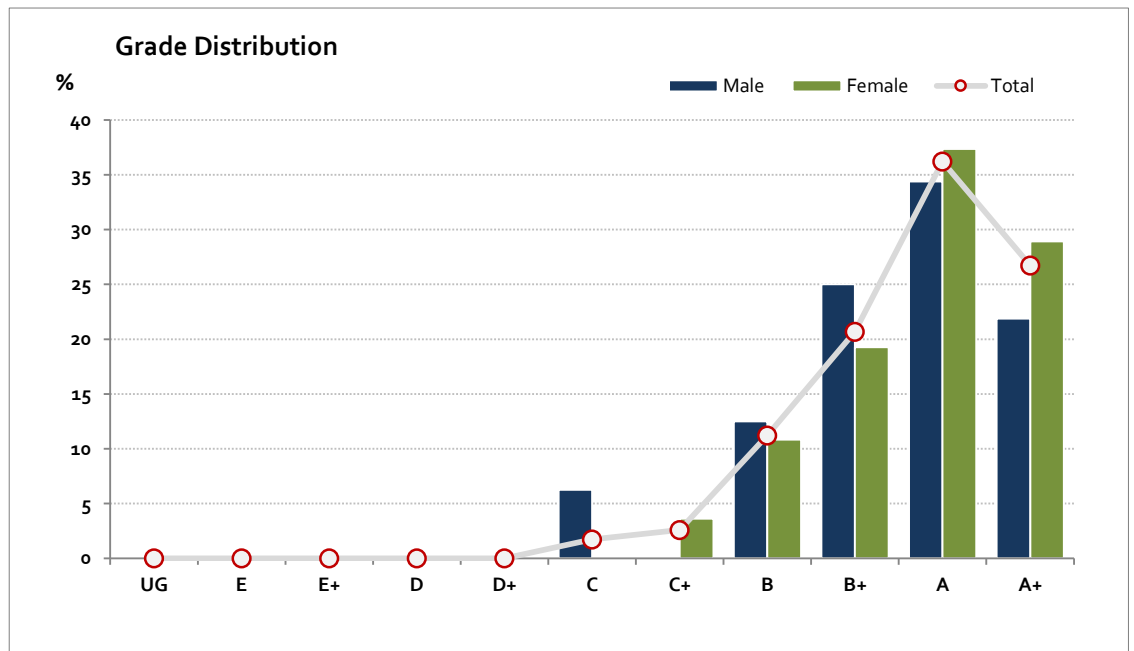
Grade		UG	E	E+	D	D+	C	C+	B	B+	A	A+	NR	Total
Male	n	0	0	0	0	0	2	0	4	8	11	7	0	32
	%	0.0	0.0	0.0	0.0	0.0	6.3	0.0	12.5	25.0	34.4	21.9	0.0	100.0
Female	n	0	0	0	0	0	0	3	9	16	31	24	0	83
	%	0.0	0.0	0.0	0.0	0.0	0.0	3.6	10.8	19.3	37.3	28.9	0.0	100.0
Gender X	n	0	0	0	0	0	0	0	0	0	0	0	1	1
	%	0.0	0.0	0.0	0.0	0.0	0.0	0.0	0.0	0.0	0.0	0.0	100.0	100.0
Total	n	0	0	0	0	0	2	3	13	24	42	31	1	116
	%	0.0	0.0	0.0	0.0	0.0	1.7	2.6	11.2	20.7	36.2	26.7	0.9	100.0
Score Ranges		0-4	5-9	10-14	15-19	20-23	24-25	26-29	30-34	35-39	40-45	46-50	N/A	Max 50

For privacy reasons, a gender with less than 5 students assessed has been assigned to the category of NR (Not Reported).

Summary Statistics:	
Mean	40.9
Std Dev	6.1
Median	A

Not Assessed:	
Male	2
Female	0
Gender X	0
Total	2

Total Enrolments incl. Not Assessed:	
Male	34
Female	83
Gender X	1
Total	118



Gender X data are not shown in the graph due to either (i) numbers are too low for a graph to be meaningful or (ii) there are no data.

Vietnamese Second Language

Graded Assessment 2 COURSEWORK UNIT 4 2025

Table of Grade Distribution by Gender

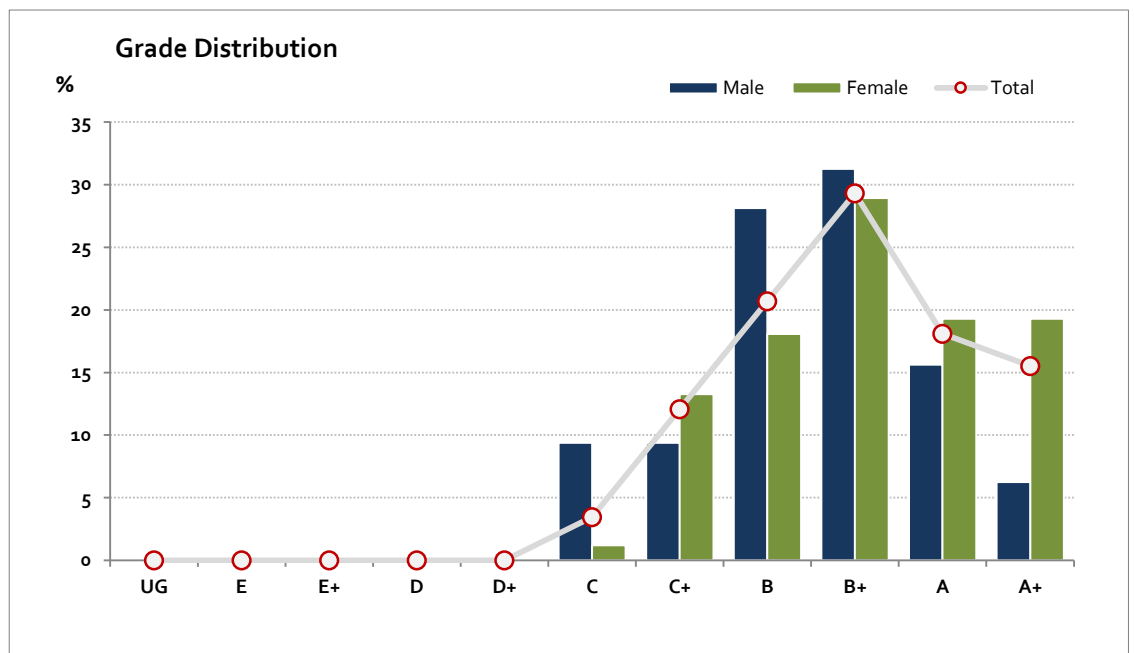
Grade		UG	E	E+	D	D+	C	C+	B	B+	A	A+	NR	Total
Male	n	0	0	0	0	0	3	3	9	10	5	2	0	32
	%	0.0	0.0	0.0	0.0	0.0	9.4	9.4	28.1	31.3	15.6	6.3	0.0	100.0
Female	n	0	0	0	0	0	1	11	15	24	16	16	0	83
	%	0.0	0.0	0.0	0.0	0.0	1.2	13.3	18.1	28.9	19.3	19.3	0.0	100.0
Gender X	n	0	0	0	0	0	0	0	0	0	0	0	1	1
	%	0.0	0.0	0.0	0.0	0.0	0.0	0.0	0.0	0.0	0.0	0.0	100.0	100.0
Total	n	0	0	0	0	0	4	14	24	34	21	18	1	116
	%	0.0	0.0	0.0	0.0	0.0	3.4	12.1	20.7	29.3	18.1	15.5	0.9	100.0
Score Ranges		0-4	5-9	10-14	15-19	20-24	25-31	32-35	36-41	42-45	46-48	49-50	N/A	Max 50

For privacy reasons, a gender with less than 5 students assessed has been assigned to the category of NR (Not Reported).

Summary Statistics:	
Mean	42.5
Std Dev	5.5
Median	B+

Not Assessed:	
Male	2
Female	0
Gender X	0
Total	2

Total Enrolments incl. Not Assessed:	
Male	34
Female	83
Gender X	1
Total	118



Gender X data are not shown in the graph due to either (i) numbers are too low for a graph to be meaningful or (ii) there are no data.

Vietnamese Second Language

Graded Assessment 3 ORAL AND WRITTEN EXAMINATION 2025

Table of Grade Distribution by Gender

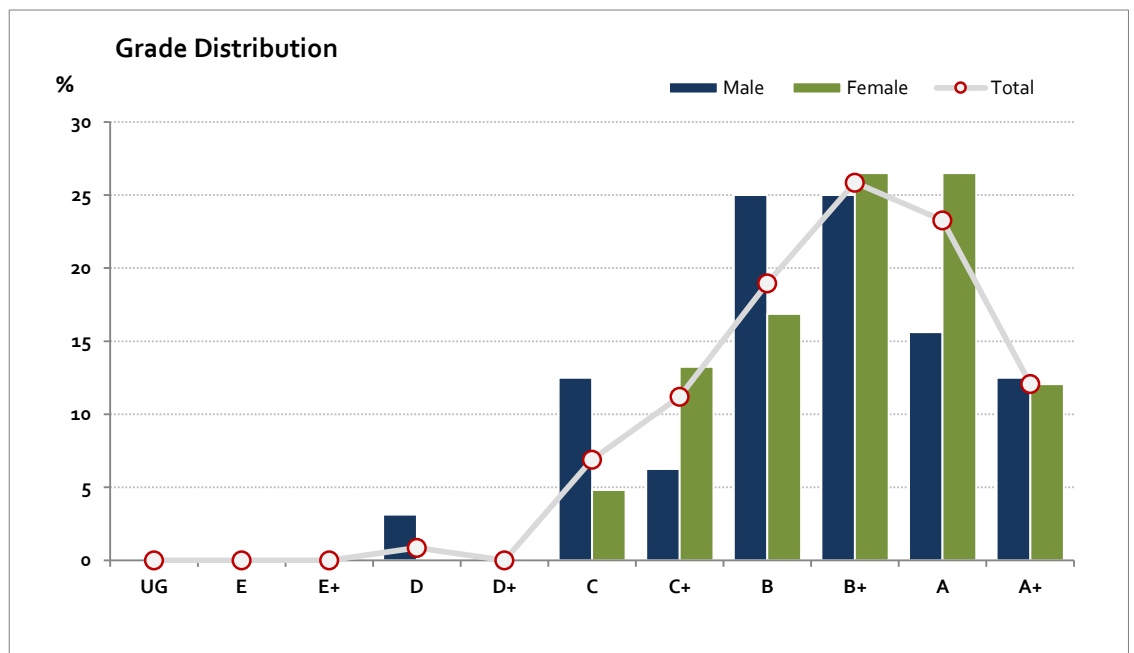
Grade		UG	E	E+	D	D+	C	C+	B	B+	A	A+	NR	Total
Male	n	0	0	0	1	0	4	2	8	8	5	4	0	32
	%	0.0	0.0	0.0	3.1	0.0	12.5	6.3	25.0	25.0	15.6	12.5	0.0	100.0
Female	n	0	0	0	0	0	4	11	14	22	22	10	0	83
	%	0.0	0.0	0.0	0.0	0.0	4.8	13.3	16.9	26.5	26.5	12.0	0.0	100.0
Gender X	n	0	0	0	0	0	0	0	0	0	0	0	1	1
	%	0.0	0.0	0.0	0.0	0.0	0.0	0.0	0.0	0.0	0.0	0.0	100.0	100.0
Total	n	0	0	0	1	0	8	13	22	30	27	14	1	116
	%	0.0	0.0	0.0	0.9	0.0	6.9	11.2	19.0	25.9	23.3	12.1	0.9	100.0
Score Ranges		0-39	40-79	80-119	120-128	129-138	139-187	188-219	220-265	266-302	303-336	337-400	N/A	Max 400

For privacy reasons, a gender with less than 5 students assessed has been assigned to the category of NR (Not Reported).

Summary Statistics:	
Mean	273.3
Std Dev	56.2
Median	B+

Not Assessed:	
Male	2
Female	0
Gender X	0
Total	2

Total Enrolments incl. Not Assessed:	
Male	34
Female	83
Gender X	1
Total	118



Gender X data are not shown in the graph due to either (i) numbers are too low for a graph to be meaningful or (ii) there are no data.