General Achievement Test

Section B – Question Book

Tuesday 17 June 2025

- Reading time is **15 minutes**: 1.15pm to 1.30pm
- Writing time is **1 hour 30 minutes**: 1.30pm to 3.00pm

Approved materials

- An English and/or bilingual dictionary and one scientific calculator

Materials supplied

- Question Book of 36 pages
- Answer Book including a Multiple-Choice Answer Page

Instructions

- Follow the instructions on the front page of your Answer Book.

Students are **not** permitted to bring mobile phones and/or any other unauthorised electronic devices into the examination room.

Contents

pages

Writing Task (suggested time 30 minutes) 2–3

Multiple-Choice Questions (50 questions, suggested time 60 minutes) 4–35

© VCAA 2025

VICTORIAN CURRICULUM AND ASSESSMENT AUTHORITY

VICTORIA State Government

Writing Task

- Complete this task in the space provided in your Answer Book.
- It is recommended that you spend up to 30 minutes completing this task.
- Use **one OR more** of the prompts to develop a piece of writing presenting your point of view.
- Your writing will be judged on your ideas, how well you organise and present your point of view, and how effectively you express yourself.

Prompt 1

Advertising is information.

Prompt 2

There is so much advertising that people are no longer influenced by it.

Prompt 3

Advertising makes people want things they do not need.

Prompt 4

Advertising discourages people from thinking for themselves.

End of Writing Task

Multiple-Choice Questions

- It is recommended that you spend up to 60 minutes on this task.
- Answer **all** questions in pencil on the Multiple-Choice Answer Page (page 7) of the Answer Book.
- Choose the response that is **correct** or that **best answers** the question.
- A correct answer scores 1; an incorrect answer scores 0.
- Marks will **not** be deducted for incorrect answers.
- No marks will be given if more than one answer is completed for any question.

Questions 1–3

The following extract is from *The Boy Behind the Curtain*, a memoir written by Tim Winton.

Due to copyright restrictions,
this material is not supplied.

1 Which is the **best** summary of Winton's attitude to surfing?

A. He sometimes finds surfing tedious.

B. He regrets the extent to which surfing dominates his life.

C. He is somewhat unsure of what compels him to surf.

D. He is committed to surfing daily whatever the weather.

2 The neighbour criticised the surfers because they

A. did not appear to be doing much.

B. could not explain why they liked surfing.

C. showed no consideration for others in the water.

D. never seemed to be enjoying themselves.

3 In paragraph 2, Winton presents his first time surfing as an experience that

A. he is always thinking about.

B. he loved from start to finish.

C. he initially tried to avoid.

D. he had little personal control over.

Questions 4–7

Baseball fans use the following formula to predict the proportion, P, of games that a team will win in a season:

$$P = \frac{S^2}{S^2 + A^2}$$

where S is the total number of runs a team has scored so far and A is the total number of runs scored against them.

If $P = 0.8$, then that team is predicted to win 80% of their games.

4 After the first few games of the season, a team has scored a total of 38 runs and has had a total of 114 runs scored against them.

What percentage of games does the formula predict the team will win?

A. 10%

B. 25%

C. 30%

D. 33%

5 A team scored a total of 9 runs in their first game.

After this game, the formula predicts that they will win 36% of their games for the season.

What was the total number of runs scored against them in the first game?

A. 7

B. 12

C. 15

D. 16

6 What is another way of writing the formula?

A. $P = 1 - \frac{S^2 + A^2}{A^2}$

B. $P = 1 - \frac{A^2}{S^2 + A^2}$

C. $P = 1 - \frac{S^2 + A^2}{S^2}$

D. $P = 1 - \frac{S^2}{S^2 + A^2}$

7 Sometimes the prediction cannot be exactly correct because it would mean that the team would have to win a fractional number of games in a season.

Which prediction could be **exactly** correct for a team that plays 40 games in a season?

A. 50.5% of games won

B. 51.5% of games won

C. 52.5% of games won

D. 53.5% of games won

Questions 8 and 9

The following images are by artist Pawel Kuczynski.

Image 1



Image 2



8 Which of these discussion questions is **most** clearly suggested by the contrast between Image 1 and Image 2?

A. Does technology exist to help us win the approval of others, or to help us understand the world?

B. Does technology leave us exposed, or is it a tool for concealment?

C. Does technology connect us to others, or does it actually put up a barrier?

D. Does technology shine a light on reality, or does it actually hide the truth?

9 Which statement **best** describes the positions you are placed in as the viewer of the two images?

A. In Image 1, you are placed as an onlooker and in Image 2 as an active participant.

B. In Image 1, you are placed as a supporter and in Image 2 as an object of disapproval.

C. In Image 1, you are placed as an observer and in Image 2 as an object of scrutiny.

D. In Image 1, you are placed as an intruder and in Image 2 as a welcome audience.

Questions 10–13

The following extract is from the beginning of *The Great Silence*, a short story by science-fiction writer Ted Chiang. The narrator of the story is a parrot.

The Great Silence

The humans use Arecibo[1] to look for extraterrestrial intelligence. Their desire to make a connection is so strong that they've created an ear capable of hearing across the universe. But I and my fellow parrots are right here. Why aren't they interested in listening to our voices?

We're a non-human species capable of communicating with them. Aren't we exactly what humans are looking for?

The universe is so vast that intelligent life must surely have arisen many times. The universe is also so old that even one technological species would have had time to expand and fill the galaxy. Yet there is no sign of life anywhere except on Earth. Humans call this the Fermi Paradox.

One proposed solution to the Fermi Paradox is that intelligent species actively try to conceal their presence, to avoid being targeted by hostile invaders.

Speaking as a member of a species that has been driven nearly to extinction by humans, I can attest that this is a wise strategy. It makes sense to remain quiet and avoid attracting attention.

---

[1]**Arecibo –** a large space observatory

10 The parrot who narrates this story can **best** be described as

A. well-informed.

B. arrogant.

C. self-absorbed.

D. kindly.

11 What is the parrot's opinion of human beings?

A. They behave in a way that disregards the future.

B. Their disdain for parrots is hard to explain.

C. They are too intelligent for their own good.

D. Their actions are nonsensical and destructive.

12 The Fermi Paradox (paragraph 3) is termed a paradox because it is about

A. something that humans believe in which actually turns out not to exist.

B. something that humans search for in space which actually exists on Earth.

C. something that seems unintelligent which is in fact highly intelligent.

D. something that seems like it must exist which shows no indication of existing.

13 Paragraph 4 outlines a possible solution to the Fermi Paradox.

The parrot refers to this solution because

A. it is supported by its own experience of the world.

B. it best fits the profile of humans as an intelligent species.

C. it seems like the only viable strategy in the face of inevitable threats.

D. it is how parrots have avoided threats in the past.

Questions 14–16

A watchmaker designs a special watch where the hour numbers are not all placed in the same positions as on a normal watch. For example, 1 is placed in the same position as on a normal watch but 2 is in the position occupied by 6 on a normal watch.

This diagram shows the positions of the hour numbers 1, 2, 3 and 4 on the special watch. It does not show the positions of the hour numbers 5 to 12.

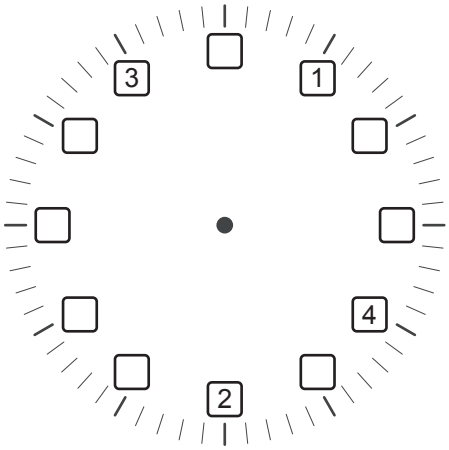

On a normal watch, the hour hand moves continuously so that it points between two hour numbers unless the time is exactly on the hour. However, on the special watch, the hour hand remains pointing at the hour number for the entire hour. When the hour changes, the hour hand immediately rotates to point directly at the new hour number.

The minute hand on the special watch operates as it does on a normal watch.

These diagrams show the position of the hour hand and the minute hand at 1.59 and at 2.00 on the special watch.

1.59



2.00

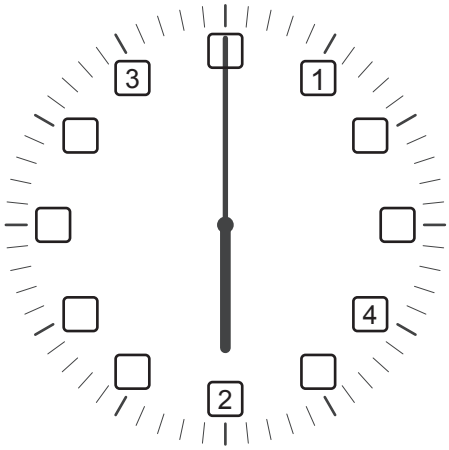

At exactly 2.00, the hour hand rotates from pointing to the 1 to pointing to the 2. The angle of this rotation is θ. The hour hand on the special watch rotates by the same angle, θ, each hour.

14 When does the hour hand on the special watch point in **exactly** the same direction as the hour hand on a normal watch?

A. at 1.00 but not at 4.45

B. at 4.45 but not at 1.00

C. at both 1.00 and 4.45

D. at neither 1.00 nor 4.45

15 What is the value of θ?

A. 120°

B. 135°

C. 150°

D. 180°

16 The pattern is continued when placing the missing numbers 5 to 12 on the special watch. Which two numbers are placed on either side of the number 12?

A. 1 and 6

B. 3 and 1

C. 5 and 7

D. 7 and 9

Questions 17–19

Morse code is a way of representing letters and numbers by sequences of long beeps called dahs and short beeps called dits.

This diagram shows how all the letters in the alphabet and the numbers 0 to 9 can be represented in Morse code.

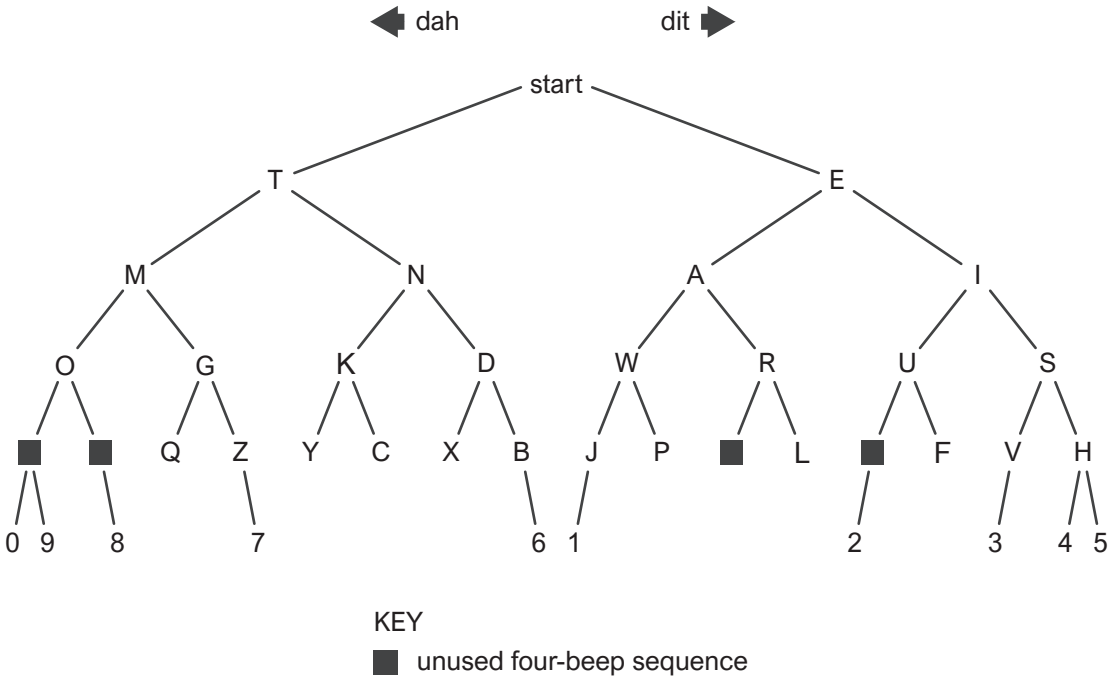

Letters are represented by one-beep, two-beep, three-beep or four-beep sequences. D is represented by the three-beep sequence ‘dah dit dit’. There are 4 four-beep sequences that are not used by any letters.

Numbers are represented by five-beep sequences. The number 2 is represented by the five-beep sequence ‘dit dit dah dah dah’.

17 Which letter is represented by a sequence with the same number of dahs as dits?

A. A

B. E

C. I

D. O

18 As shown in the diagram, Morse code has some four-beep and five-beep sequences that have not been used to represent a letter or a number.

How many four-beep and five-beep sequences are unused?

A. 23

B. 24

C. 26

D. 28

19 A new code has three types of beep instead of two.

Using this new code, symbols can be represented by one-beep, two-beep, three-beep, four-beep or five-beep sequences.

How many symbols could be represented by this new code?

A. 75

B. 225

C. 363

D. 726

Questions 20 and 21

This table shows how two international sporting organisations changed their logos.

Before		After
Due to copyright restrictions, this material is not supplied.	➡	BWF
INF INTERNATIONAL NETBALL FEDERATION	➡	WORLD NETBALL

20 Which of the following considerations is **least** likely to have motivated the BWF's decision to change their logo?

A. 'We need a logo that will work at all different sizes.'

B. 'We need a logo that more clearly identifies who we are.'

C. 'We need a logo that looks more modern.'

D. 'We need a logo with clearly delineated edges.'

21 The changes to the netball logo were **most** likely intended to suggest that netball is

A. dynamic.

B. strategic.

C. global.

D. skilful.

Questions 22 and 23

The following poem is by Wiradjuri poet Jeanine Leane.

Living Literature

trees are old stories
pods and seeds are words that grow
bark chapters fall to earth
turn to dust scatter and renew
wood is a deep archive
an ancient custodian of memories

22 Which option **best** describes how trees are presented in this poem?

A. Trees can be relied on to be the same even when everything else seems to be changing.

B. Trees are ancient and valuable but they are also vulnerable and need our protection.

C. Trees provide a connection to the past even though they are constantly changing.

D. Trees are rooted in the past but they have much to tell us about the future.

23 The last line suggests that wood is

A. a protective presence.

B. a creative influence.

C. a revitalising force.

D. an unsettling mystery.

Questions 24–26

A school has a football team, a rugby team and a cricket team that play matches each week. The probability that a particular team will win their match does not depend on whether or not the other teams win their matches.

Therefore, the following events are independent:

- the football team wins
- the rugby team wins
- the cricket team wins.

This table shows the probabilities for all possible outcomes.

	Football team wins		**Football team loses**	
	Rugby team wins	**Rugby team loses**	**Rugby team wins**	**Rugby team loses**
Cricket team wins	P_1	P_2	P_3	P_4
Cricket team loses	P_5	P_6	P_7	P_8

For example, the probability that the football and cricket teams win but the rugby team loses is P_2.

24 Which calculation gives the probability that the rugby team wins?

A. $P_1 + P_3$

B. $P_1 + P_5$

C. $P_1 + P_2 + P_5 + P_6$

D. $P_1 + P_3 + P_5 + P_7$

25 Pr(football team loses) > 0.5 > Pr(rugby team loses) > Pr(cricket team loses).

Which probability in the table is the greatest?

A. P_3

B. P_4

C. P_5

D. P_6

26 Which expression involving P_1 and P_5 gives the probability that the cricket team wins?

A. $\dfrac{P_1}{P_5}$

B. $\dfrac{P_1}{P_1 + P_5}$

C. $P_1 + \dfrac{P_1}{P_5}$

D. $P_1 + \dfrac{P_1}{P_1 + P_5}$

Questions 27–30

A utility company supplies fresh water to the homes and businesses in a city. This fresh water can be produced by a variety of methods.

This table shows the energy required to supply one cubic metre of fresh water for each production method.

Production method	Energy required to supply one cubic metre of fresh water
Desalination	4 kWh
Treating wastewater	1.5 kWh
Pumping and treating groundwater	0.5 kWh
Collecting and treating surface water	0.35 kWh

Desalination plants take in sea water and process it, separating it into 40% fresh water and 60% saline concentrate. There is no salt in fresh water. All the salt that was in the sea water is retained in the saline concentrate.

The saline concentrate is pumped through a discharge outlet back into the sea. It settles on the seabed around the discharge outlet before gradually mixing with the surrounding sea water.

27 Which of the following would **not** reduce the energy the company uses to supply fresh water to the city?

A. improving energy efficiency at the desalination plant with new technology

B. replacing some groundwater treatment with surface water treatment

C. fixing leaks in the pipes that deliver water to homes and businesses

D. building renewable sources of energy such as wind farms

28 To the nearest whole percent, how much more salt per litre is in saline concentrate than in normal sea water?

A. 20%

B. 33%

C. 50%

D. 67%

Scientists want to investigate the question of whether the saline concentrate discharge will negatively affect the populations of marine species. They will do this by comparing the populations of marine species in the area around the discharge outlet to those in another area.

This diagram shows the area around the discharge outlet that the scientists have decided to monitor, as well as four areas labelled A to D that they are considering as the comparison site.

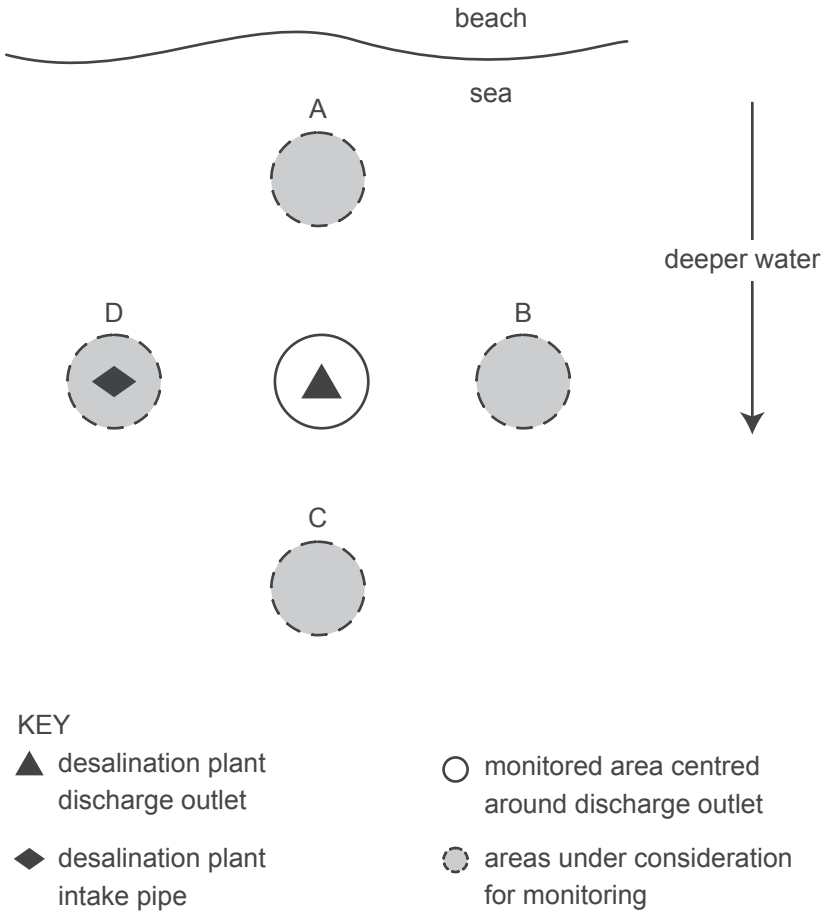

29 Which area provides the best comparison to the area around the discharge outlet to investigate the effect of the saline concentrate discharge?

A. A

B. B

C. C

D. D

30 One study found there was a 279% increase in fish numbers near the discharge outlet of a desalination plant after discharging started.

Which of the following, if true, could explain the increase in fish numbers seen near the desalination plant discharge outlet?

A. The discharges reduce the population of algae that the fish eat.

B. The fish dislike the movement of water that discharges produce.

C. There has been more fishing in the area since the plant was built.

D. The fish's predators cannot hunt as efficiently in the saltier water.

Questions 31–34

The following extract is from *Fuji-No-Yama* by Lafcadio Hearn, published in 1898. It is part of Hearn's diary entries from his time as a visitor to Japan. In this extract, Hearn is describing climbing Mount Fuji with a guide.

There is nothing very difficult about this climbing, except the weariness of walking through sand and cinders: it is like walking over dunes ... We mount by zigzags. The sand moves with the wind; and I have a slightly nervous sense – the feeling only, not the perception; for I keep my eyes on the sand, – of height growing above depth ... Have to watch my steps carefully, and to use my staff constantly, as the slant is now very steep ... We are in a white fog, – passing through clouds! Even if I wished to look back, I could see nothing through this vapor; but I have not the least wish to look back. The wind has suddenly ceased – cut off, perhaps, by a ridge; and there is a silence that I remember from West Indian days: the Peace of High Places. It is broken only by the crunching of the ashes beneath our feet. I can distinctly hear my heart beat ... The guide tells me that I stoop too much, – orders me to walk upright, and always in stepping to put down the heel first. I do this, and find it relieving. But climbing through this tiresome mixture of ashes and sand begins to be trying. I am perspiring and panting. The guide bids me keep my honorable mouth closed, and breathe only through my honorable nose.

---

31 In the first sentence, Hearn presents **two** contrasting perspectives to

A. downplay the difficulty of his experience.

B. make an ironic observation about his experience.

C. reflect a retrospective change of opinion.

D. present a general opinion and then refute it.

32 Hearn gives the impression that the conditions on the mountain are

A. constantly gruelling and dangerous.

B. relentlessly uniform with little excitement.

C. variable with abrupt changes.

D. beautiful and peaceful.

33 'The guide tells me that I stoop too much, – orders me to walk upright, and always in stepping to put down the heel first.'

How does this interaction with the guide differ from the one in the final sentence?

A. It is more critical.

B. It is more polite.

C. It is less urgent.

D. It is less concerned.

34 Which aspects of the climb does Hearn find **most** challenging?

1. the wind
2. the terrain
3. the lack of visibility
4. tolerating the attitude of the guide
5. adopting the correct technique

A. 1 and 2

B. 3 and 4

C. 3 and 5

D. 2 and 5

Questions 35 and 36

The following graphs show the number of monthly visitors to four museums across 2022 and 2023.

Monthly visitors to four museums in 2022

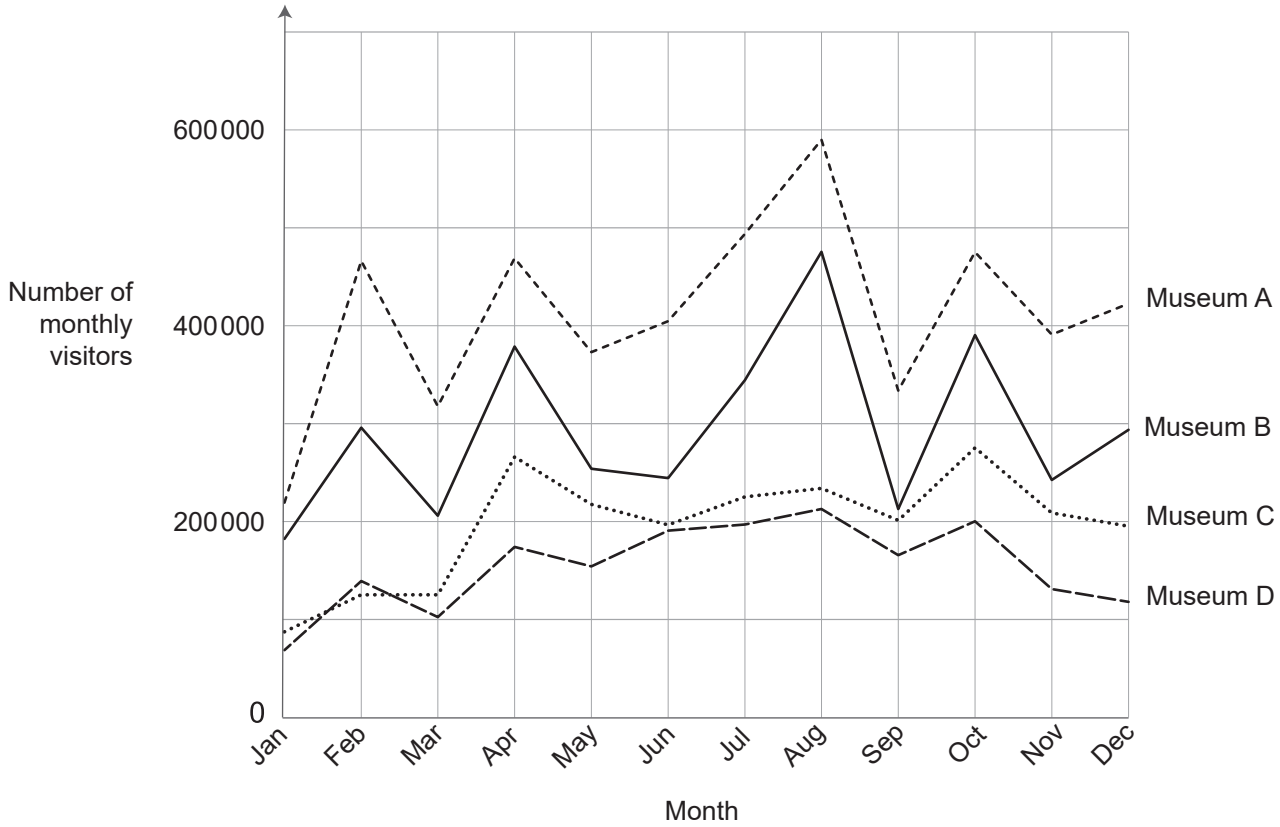

Monthly visitors to four museums in 2023

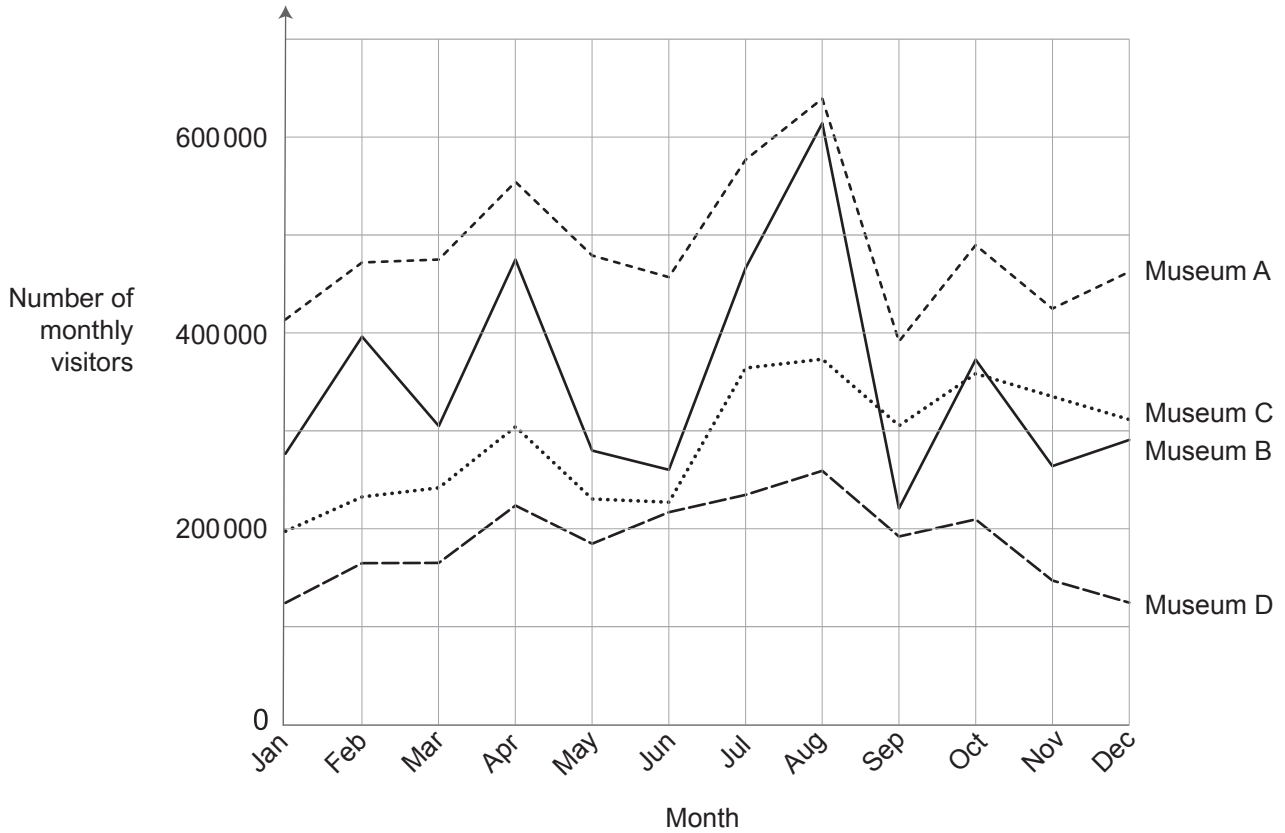

35 Which of the following statements is **not** supported by the graphs?

A. In both years, all four museums saw visitor numbers fall from April to May.

B. The largest drop in numbers in a single month was experienced by Museum B.

C. In both years, all four museums experienced their highest number of visitors in August.

D. Overall, Museum B experienced an increase in visitor numbers from 2022 to 2023.

36 In January 2022, the ranking of the museums from most visited to least visited was Museum A, Museum B, Museum C and then Museum D.

Across the entire two-year period, in how many months was the ranking **different** from the ranking in the **previous** month?

A. 4

B. 5

C. 6

D. 7

Questions 37–40

Births can be categorised as:

- single, if one baby is born
- multiple, if more than one baby (twins, triplets, etc.) is born.

This table shows the number of single and multiple births in the states and territories of Australia in 2021.

Type of birth	State / Territory								Australia total
	NSW	Vic	Qld	WA	SA	Tas	ACT	NT	
single	96 713	79 548	61 538	33 731	19 639	5 927	6 244	3 738	307 078
multiple	1 286	1 113	914	470	270	77	108	44	4 282
total	97 999	80 661	62 452	34 201	19 909	6 004	6 352	3 782	311 360

This table shows the number of babies born in Australia in 2021.

	Single births	Twin births	Births with three or more babies	Total
Number of babies	307 078	8 440	187	315 705

Not all births were single births so the total number of babies born was greater than the total number of births. For example, the 8 440 twins are 4 220 sets of twins coming from 4 220 births.

37 Approximately what proportion of the births in the Australian Capital Territory (ACT) in 2021 were multiple births?

A. 1 in 69

B. 1 in 59

C. 1 in 49

D. 1 in 39

38 What can be said for certain about the number of babies born in Victoria (Vic) in 2021?

A. There were at least 82 887, but it cannot be determined if there were more than that.

B. There were at least 81 774, but it cannot be determined if there were more than that.

C. There were at least 80 661, but it cannot be determined if there were more than that.

D. There were at least 79 548, but it cannot be determined if there were more than that.

39 A journalist wants to estimate the number of sets of twins born in Australia in 2021 for which one twin in the set has a different birthday to the other twin.

The journalist calculates their estimate using the following assumptions.

- All times of birth are equally likely.
- In a set of twins, the first twin is born 15 minutes before the second twin.

What is the journalist's estimate of the number of sets of twins born in Australia in 2021 for which one twin in the set has a different birthday to the other twin?

A. 12

B. 33

C. 44

D. 70

40 In 2021, the average number of babies per birth was the same for New South Wales (NSW) as for Australia as a whole.

Which is closest to the number of babies born in NSW in 2021?

A. 97 999

B. 98 063

C. 99 367

D. 100 752

Questions 41 and 42

The following quotation comes from a notebook belonging to Leonardo da Vinci, a famous Italian artist, sculptor and architect (1452–1519).

> ‘Iron rusts from disuse; stagnant water loses its purity and in cold weather becomes frozen; even so does inaction sap the vigour of the mind.’

41 Which of these pieces of advice **best** reflects Leonardo da Vinci’s perspective in this quotation?

A. Be sure to avoid idleness: it dulls the brain.

B. Stay fit: a healthy body means a healthy mind.

C. Keep asking questions and always keep an open mind.

D. It’s better to do the wrong thing than nothing at all.

42 What is the **main** purpose of Leonardo da Vinci’s comparisons to iron and water?

A. The comparisons provide evidence to support his point.

B. The comparisons help him to express himself more vividly.

C. The comparisons imply that humans are no different from the world around them.

D. The comparisons suggest that the effects of idleness are temporary.

43 Which of the following sentences does **not** use correct logical reasoning?

A. Jerry is one of the caterers, and they've all just arrived, so he must be here somewhere.

B. Not all of the pies are vegetarian, because all the vegetarian options have been clearly labelled and those pies don't have labels.

C. Some of the schoolchildren aren't here yet, and they're all in the show, which means that we don't currently have everyone we need for the show.

D. Ray must be from Corlton, because all the guests from Corlton came on the Number 275 bus and I saw Ray getting off that bus just now.

44 A group of hikers is visiting a lake. Some of the hikers have chosen to bring a piece of fruit; of these hikers, most have brought an orange and the rest have brought an apple.

All of the hikers except one have brought a sandwich.

Consider the following statements.

Statement 1: More than half the hikers have an orange.

Statement 2: Some of the hikers have both a sandwich and an orange.

Which of these two statements **must** be true based on the information above?

A. Both statements must be true.

B. Statement 1 must be true, but statement 2 might not be.

C. Statement 2 must be true, but statement 1 might not be.

D. Both statements might not be true.

Questions 45 and 46

Galaxies are classified into five types: *elliptical*, *early-type spiral*, *intermediate-type spiral*, *late-type spiral* (also called *irregular*), or *little blue spheroid*. Historically, this classification has been made visually using a telescope.

A team of scientists investigated whether algorithms could automatically classify galaxies into the five types. The three algorithms they trialled were based on the methods of Classification Trees with Random Forest (CTRF), Support Vector Machines (SVM), and Neural Networks (NN).

The scientists trialled the algorithms on galaxies that had been visually classified as either *elliptical* or *early-type spiral*. These Venn diagrams show how the three algorithms classified these galaxies. For example, the first Venn diagram shows that for galaxies that have already been visually classified as *elliptical*, 123 galaxies were also classified as *elliptical* by the CTRF algorithm.

Elliptical

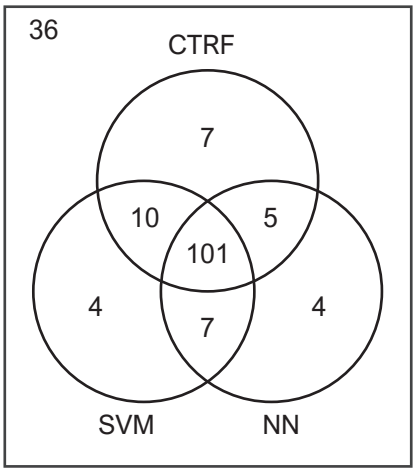

Early-type spiral

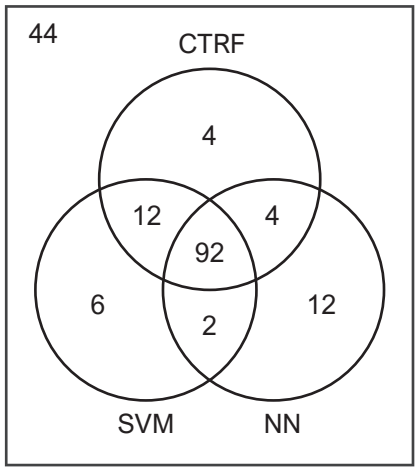

45 How many of the galaxies visually classified as *early-type spiral* were classified as *early-type spiral* by exactly two algorithms?

A. 18

B. 22

C. 40

D. 110

46 A student analysing the data says, '193 galaxies were correctly classified as either *elliptical* or *early-type spiral* by all three algorithms.'

What assumption has the student made?

A. that the *early-type spiral* galaxies are harder to classify correctly

B. that the three algorithms worked well for 193 galaxies

C. that a galaxy cannot have more than one type

D. that the visual classification is correct

Questions 47 and 48

Publicly listed companies are divided into shares, which are owned by shareholders. Shares are traded in parcels, which can contain different numbers of shares.

The share price (price per share) of a company varies over time. When a parcel is traded, the company's share price can be calculated using the number of shares in the parcel and the price paid for that parcel.

The share price of Company A increases after it makes a big announcement.

This scatterplot shows the share price of Company A in the ten days following its announcement. Not all the trades made during this ten-day period are shown on the scatterplot.

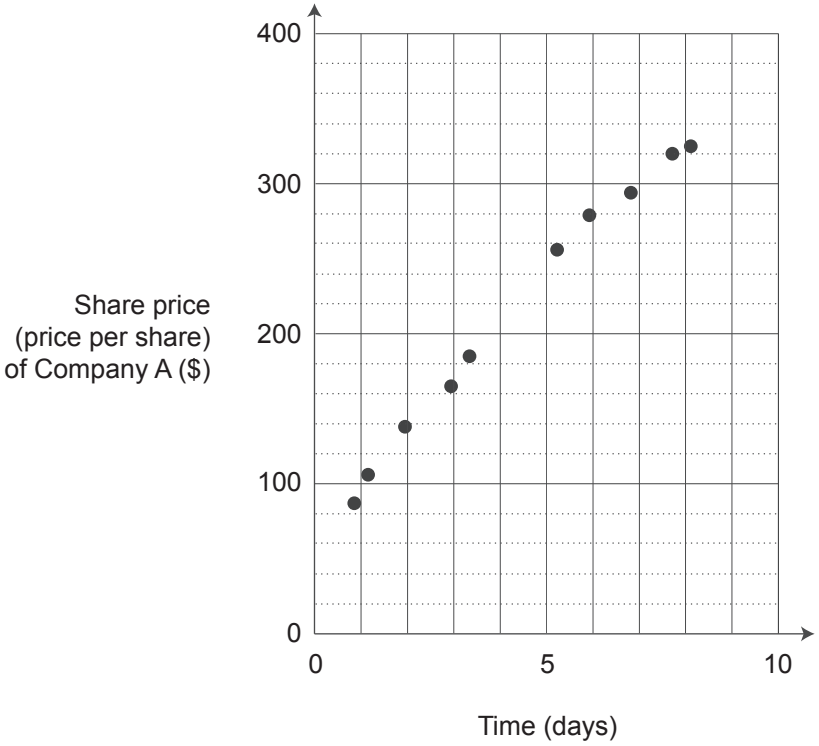

This table contains information about some of the parcels of Company A shares traded after the announcement.

Parcel ID	Time after the announcement (days)	Number of shares in the parcel traded	Total price of the parcel of shares
P101	1.1	8	$848
P102	1.9	2	$158
P103	4.2	29	$6 293
P104	7.7	5	$1 550

47 Which parcel ID matches a data point on the scatterplot?

A. P101

B. P102

C. P103

D. P104

48 A trader uses an equation to model the relationship between share price of Company A in dollars and time after the announcement in days.

Which one of the following equations **best** fits the data shown in the scatterplot?

A. share price = $(\text{time} - 21)^2 - 500$

B. share price = $(\text{time} - 21)^2 + 500$

C. share price = $-(\text{time} - 21)^2 - 500$

D. share price = $-(\text{time} - 21)^2 + 500$

Questions 49 and 50

A company runs a website that hosts online videos about basketball, netball and soccer. Videos are categorised as previews, interviews or debates. These tables show the viewing data for the online videos.

Basketball video viewing data					**% of viewers still watching...**		
Video type	**Number of videos**	**Average video length (min)**	**Average number of views**	**Average shares**	**... after 15 seconds**	**... at halfway point**	**... at end**
previews	20	4.32	8 060	1 097	86	81	45
interviews	15	2.54	7 109	867	64	49	42
debates	9	3.59	8 569	1 695	78	65	41
all videos	**44**	**3.56**	**7 840**	**1 141**	**77**	**68**	**43**

Netball video viewing data					**% of viewers still watching...**		
Video type	**Number of videos**	**Average video length (min)**	**Average number of views**	**Average shares**	**... after 15 seconds**	**... at halfway point**	**... at end**
previews	16	4.22	8 148	1 342	71	24	18
interviews	10	2.26	6 030	765	68	61	50
debates	3	3.51	2 713 284	698 531	74	47	32
all videos	**29**	**3.47**	**287 259**	**73 266**	**74**	**47**	**32**

Soccer video viewing data					**% of viewers still watching...**		
Video type	**Number of videos**	**Average video length (min)**	**Average number of views**	**Average shares**	**... after 15 seconds**	**... at halfway point**	**... at end**
previews	9	4.43	2 418	452	76	58	42
interviews	7	2.38	1 422	143	81	69	34
debates	6	7.09	2 871	289	46	34	13
all videos	**22**	**4.50**	**2 225**	**309**	**66**	**52**	**30**

49 A senior executive at the company looks at these tables and decides that the network should build on its strengths and increase its focus on netball content in future.

Which of these is the **most** important reason for questioning this decision?

A. Netball content attracts a lot of viewers but they stop watching at a much higher rate than for basketball or soccer.

B. Netball videos receive many more views but they are also shorter, which means less time spent watching overall.

C. Netball debates are massively popular because debates in general are massively popular, not because they are about netball.

D. Netball viewing figures may have been inflated by one viral success, which may not be replicated in future.

50 One way of determining the popularity of a video is to measure the proportion of viewers watching at the halfway point who are still watching at the end.

Which of the following categories had the highest proportion of viewers watching at the halfway point who were still watching at the end?

A. basketball previews

B. basketball interviews

C. netball previews

D. soccer interviews

End of Multiple-Choice Questions

Acknowledgements*

Page 4 (text, redacted): Winton, T 2017, *The Boy Behind the Curtain*, Penguin Books, North Sydney.

Page 10 (text): Chiang, T 2015, 'The Great Silence', *Planetary Computing*, www.e-flux.com/journal/65/; viewed 27 February 2025. Excerpt from "The Great Silence" by Ted Chiang. Copyright © 2015 by e-flux Journal and Ted Chiang. Reprinted by permission from the Author.

Page 8 (artworks): Kuczynski, P, Carnival, www.pictorem.com/profile/Pawel.Kuczynski, viewed 27 February 2025; and Kuczynski, P, *Internet Privacy*, https://sfg.media/en/magazine/pawel-kuczynski-analysis-explanation-meaning/; viewed 27 February 2025.

Page 16 (logo designs, with redaction): reproduced from *Fandom* (website; viewed 27 February 2025); https://logos.fandom.com/wiki/Badminton_World_Federation; courtesy of Badminton World Federation; and https://logos.fandom.com/wiki/World_Netball; courtesy of World Netball.

Page 17 (text): Leane, J, 'Living Literature', https://redroompoetry.org/poets/jeanine-leane/living-literature/, viewed 27 February 2025; later published in Leane, J. 2024 'Living Literature', *Gawimarra Gathering*, Univeristy of Queensland Press.

Page 22 (text): Hearn, L 1898 *Fuji-No-Yama*, from *Exotics and Retrospectives*, www.gutenberg.org/cache/epub/42735/pg42735-images.html; viewed 27 February 2025.

Page 28 (text) McCurdy E 1955, *The Notebooks of Leonardo Da Vinci*, Book II, https://archive.org/details/noteboo00leon/page/n7/mode/2up; viewed 27 February 2025.

*Some items have been redacted due to copyright restrictions.

© Victorian Curriculum and Assessment Authority 2025