

Art

Graded Assessment 1 COURSEWORK UNIT 3/4 2014

Table of Grade Distributions: male, female and all students assessed

Grade	UG	E	E+	D	D+	C	C+	B	B+	A	A+	Total	
Male	n	2	3	20	23	50	86	63	58	62	40	28	435
	%	0	1	5	5	11	20	14	13	14	9	6	100
Female	n	4	1	13	20	74	164	232	247	251	250	209	1,465
	%	0	0	1	1	5	11	16	17	17	17	14	100
All	n	6	4	33	43	124	250	295	305	313	290	237	1,900
	%	0	0	2	2	7	13	16	16	16	15	12	100
Cumul	n	6	10	43	86	210	460	755	1,060	1,373	1,663	1,900	
	%	0	1	2	5	11	24	40	56	72	88	100	
Score Ranges	0-5	6-7	8-15	16-21	22-28	29-35	36-40	41-45	46-50	51-56	57-60	Max 60	

Summary Statistics:

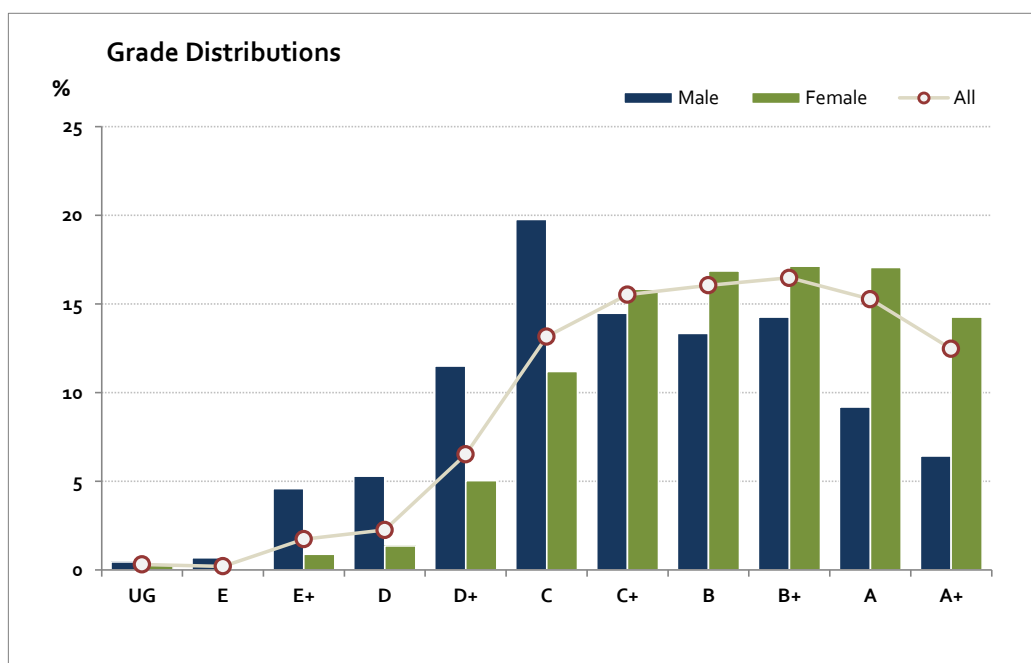
Mean	42.8
Std Dev	11.4
Median	B

Not Assessed:

Male	n	54
	%	11
Female	n	81
	%	5
All	n	135
	%	7

Total Enrolments incl. Not Assessed:

Male	n	489
Female	n	1,546
All	n	2,035



The Victorian Curriculum and Assessment Authority provides high quality curriculum, assessment and reporting that enables individual lifelong learning.

Art

Graded Assessment 2 SCHOOL-ASSESSED TASK 2014

Table of Grade Distributions: male, female and all students assessed

Grade		UG	E	E+	D	D+	C	C+	B	B+	A	A+	Total
Male	n	4	6	9	20	34	46	69	41	50	65	54	398
	%	1	2	2	5	9	12	17	10	13	16	14	100
Female	n	1	3	16	26	63	91	129	174	226	251	437	1,417
	%	0	0	1	2	4	6	9	12	16	18	31	100
All	n	5	9	25	46	97	137	198	215	276	316	491	1,815
	%	0	0	1	3	5	8	11	12	15	17	27	100
Cumul	n	5	14	39	85	182	319	517	732	1,008	1,324	1,815	
	%	0	1	2	5	10	18	28	40	56	73	100	
Score Ranges		0-5	6-11	12-18	19-22	23-27	28-31	32-36	37-40	41-45	46-51	52-60	Max 60

Summary Statistics:

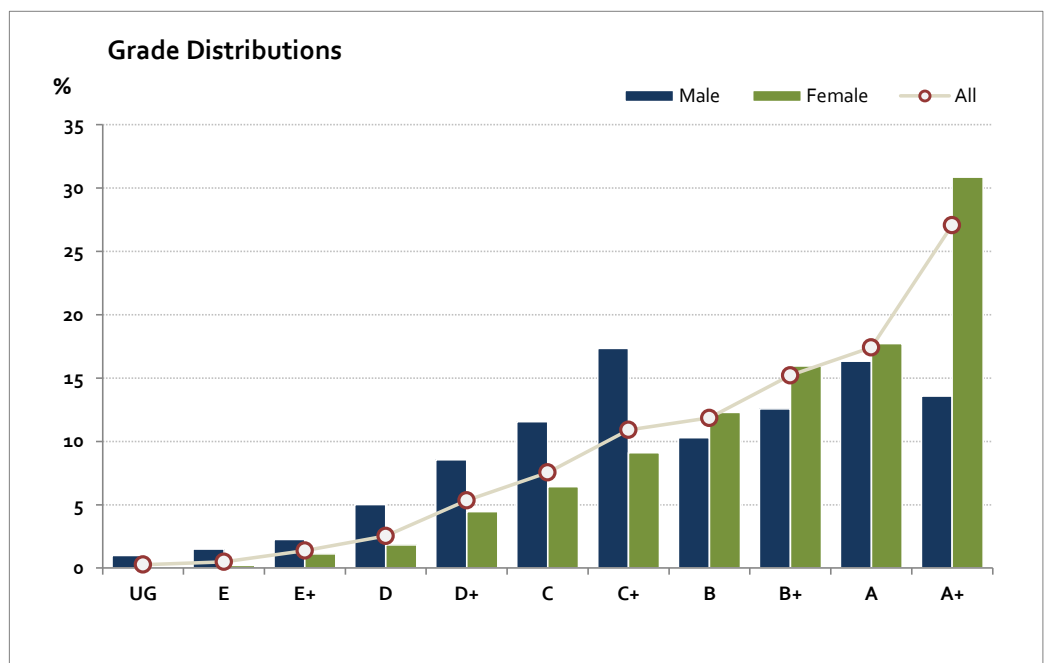
Mean	43
Std Dev	11.7
Median	B+

Not Assessed:

Male	n	91
	%	19
Female	n	129
	%	8
All	n	220
	%	11

Total Enrolments incl. Not Assessed:

Male	n	489
Female	n	1,546
All	n	2,035



The Victorian Curriculum and Assessment Authority provides high quality curriculum, assessment and reporting that enables individual lifelong learning.

Art

Graded Assessment 3 WRITTEN EXAMINATION 2014

Table of Grade Distributions: male, female and all students assessed

Grade	UG	E	E+	D	D+	C	C+	B	B+	A	A+	Total	
Male	n	3	13	22	44	61	48	57	51	41	19	14	373
	%	1	3	6	12	16	13	15	14	11	5	4	100
Female	n	8	11	27	82	123	195	257	215	179	163	134	1,394
	%	1	1	2	6	9	14	18	15	13	12	10	100
All	n	11	24	49	126	184	243	314	266	220	182	148	1,767
	%	1	1	3	7	10	14	18	15	12	10	8	100
Cumul	n	11	35	84	210	394	637	951	1,217	1,437	1,619	1,767	
	%	1	2	5	12	22	36	54	69	81	92	100	
Score Ranges		0-14	15-26	27-37	38-50	51-61	62-73	74-86	87-97	98-109	110-123	124-150	Max 150

Summary Statistics:

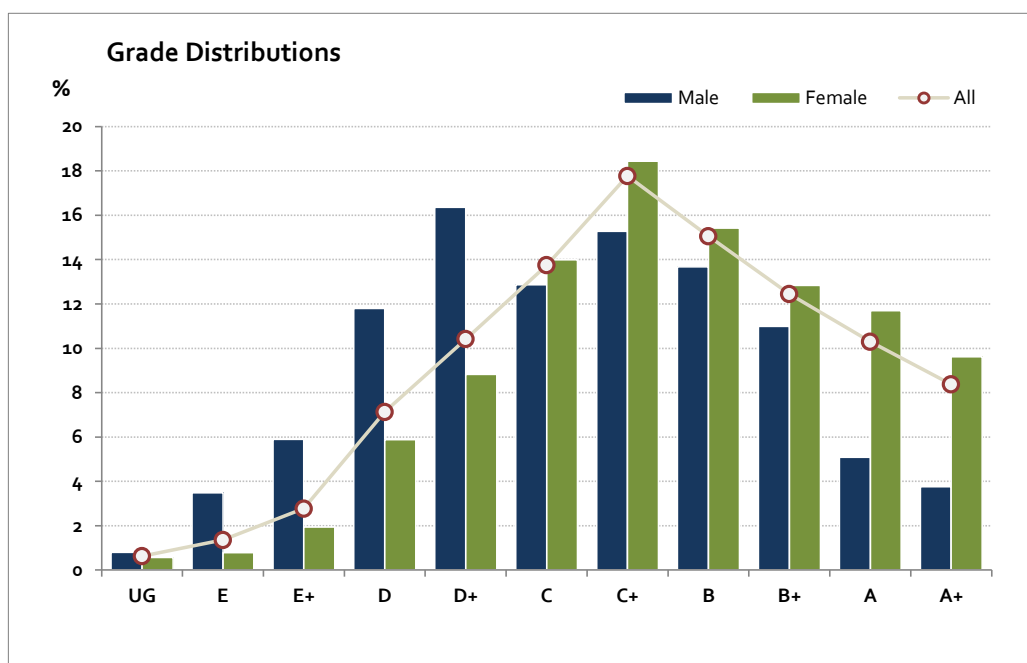
Mean	83.4
Std Dev	27.8
Median	C+

Not Assessed:

Male	n	116
	%	24
Female	n	152
	%	10
All	n	268
	%	13

Total Enrolments incl. Not Assessed:

Male	n	489
Female	n	1,546
All	n	2,035



The Victorian Curriculum and Assessment Authority provides high quality curriculum, assessment and reporting that enables individual lifelong learning.