

Business Management

Graded Assessment 1 COURSEWORK UNIT 3

2014

Table of Grade Distributions: male, female and all students assessed

| Grade | UG | E | E+ | D | D+ | C | C+ | B | B+ | A | A+ | Total | |
|--------------|-----|-------|-------|-------|-------|-------|-------|-------|-------|-------|--------|---------|--------|
| Male | n | 22 | 27 | 183 | 503 | 683 | 953 | 1,028 | 1,015 | 926 | 722 | 662 | 6,724 |
| | % | 0 | 0 | 3 | 7 | 10 | 14 | 15 | 15 | 14 | 11 | 10 | 100 |
| Female | n | 17 | 16 | 127 | 380 | 529 | 767 | 889 | 956 | 978 | 887 | 812 | 6,358 |
| | % | 0 | 0 | 2 | 6 | 8 | 12 | 14 | 15 | 15 | 14 | 13 | 100 |
| All | n | 39 | 43 | 310 | 883 | 1,212 | 1,720 | 1,917 | 1,971 | 1,904 | 1,609 | 1,474 | 13,082 |
| | % | 0 | 0 | 2 | 7 | 9 | 13 | 15 | 15 | 15 | 12 | 11 | 100 |
| Cumul | n | 39 | 82 | 392 | 1,275 | 2,487 | 4,207 | 6,124 | 8,095 | 9,999 | 11,608 | 13,082 | |
| | % | 0 | 1 | 3 | 10 | 19 | 32 | 47 | 62 | 76 | 89 | 100 | |
| Score Ranges | 0-9 | 10-13 | 14-30 | 31-42 | 43-49 | 50-57 | 58-65 | 66-73 | 74-82 | 83-91 | 92-100 | Max 100 | |

Summary Statistics:

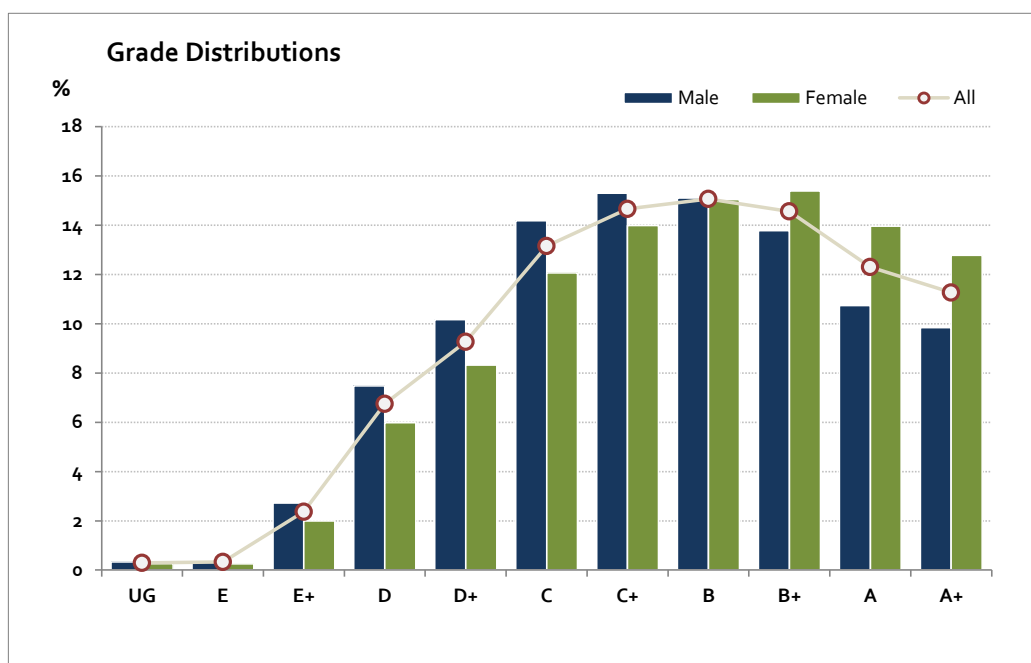
| | |
|---------|------|
| Mean | 66.9 |
| Std Dev | 19 |
| Median | B |

Not Assessed:

| | | |
|--------|---|-----|
| Male | n | 262 |
| | % | 4 |
| Female | n | 233 |
| | % | 4 |
| All | n | 495 |
| | % | 4 |

Total Enrolments incl. Not Assessed:

| | | |
|--------|---|--------|
| Male | n | 6,986 |
| Female | n | 6,591 |
| All | n | 13,577 |



The Victorian Curriculum and Assessment Authority provides high quality curriculum, assessment and reporting that enables individual lifelong learning.

Business Management

Graded Assessment 2 COURSEWORK UNIT 4

2014

Table of Grade Distributions: male, female and all students assessed

| Grade | | UG | E | E+ | D | D+ | C | C+ | B | B+ | A | A+ | Total |
|--------------|---|-----|------|-------|-------|-------|-------|-------|-------|-------|--------|--------|---------|
| Male | n | 18 | 69 | 135 | 467 | 534 | 708 | 942 | 1,038 | 979 | 771 | 655 | 6,316 |
| | % | 0 | 1 | 2 | 7 | 8 | 11 | 15 | 16 | 16 | 12 | 10 | 100 |
| Female | n | 9 | 51 | 101 | 315 | 411 | 626 | 799 | 956 | 1,041 | 927 | 826 | 6,062 |
| | % | 0 | 1 | 2 | 5 | 7 | 10 | 13 | 16 | 17 | 15 | 14 | 100 |
| All | n | 27 | 120 | 236 | 782 | 945 | 1,334 | 1,741 | 1,994 | 2,020 | 1,698 | 1,481 | 12,378 |
| | % | 0 | 1 | 2 | 6 | 8 | 11 | 14 | 16 | 16 | 14 | 12 | 100 |
| Cumul | n | 27 | 147 | 383 | 1,165 | 2,110 | 3,444 | 5,185 | 7,179 | 9,199 | 10,897 | 12,378 | |
| | % | 0 | 1 | 3 | 9 | 17 | 28 | 42 | 58 | 74 | 88 | 100 | |
| Score Ranges | | 0-7 | 8-23 | 24-33 | 34-42 | 43-48 | 49-55 | 56-63 | 64-72 | 73-82 | 83-92 | 93-100 | Max 100 |

Summary Statistics:

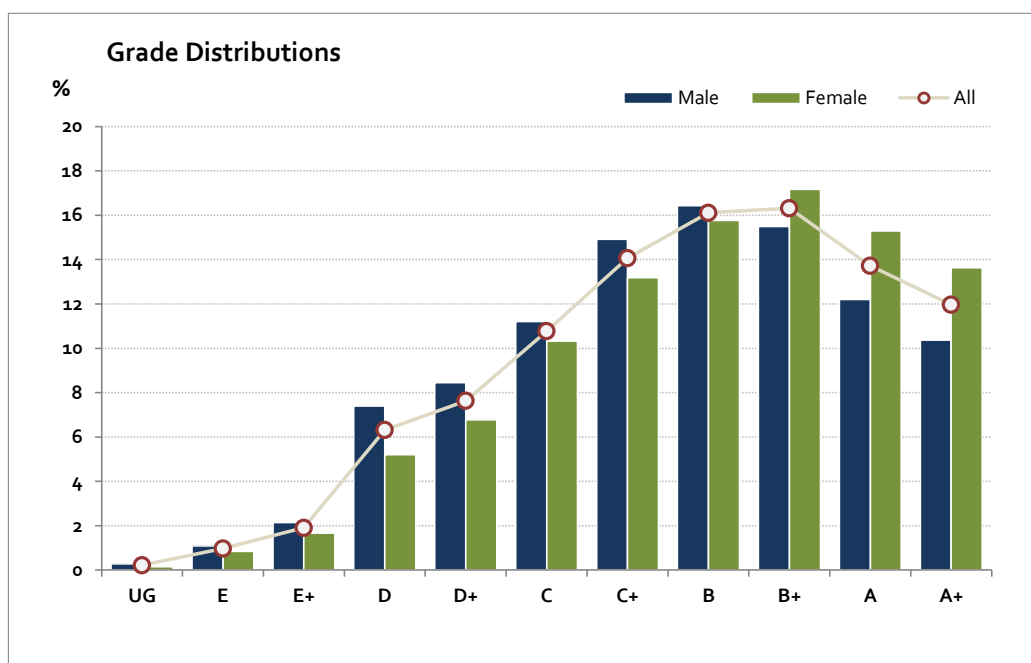
| | |
|---------|------|
| Mean | 67.8 |
| Std Dev | 19.1 |
| Median | B |

Not Assessed:

| | | |
|--------|---|-------|
| Male | n | 670 |
| | % | 10 |
| Female | n | 529 |
| | % | 8 |
| All | n | 1,199 |
| | % | 9 |

Total Enrolments incl. Not Assessed:

| | | |
|--------|---|--------|
| Male | n | 6,986 |
| Female | n | 6,591 |
| All | n | 13,577 |



The Victorian Curriculum and Assessment Authority provides high quality curriculum, assessment and reporting that enables individual lifelong learning.

Business Management

Graded Assessment 3 WRITTEN EXAMINATION 2014

Table of Grade Distributions: male, female and all students assessed

| Grade | UG | E | E+ | D | D+ | C | C+ | B | B+ | A | A+ | Total | |
|--------------|-----|-----|------|-------|-------|-------|-------|-------|-------|-------|--------|---------|--------|
| Male | n | 73 | 162 | 357 | 501 | 730 | 887 | 926 | 822 | 728 | 573 | 414 | 6,173 |
| | % | 1 | 3 | 6 | 8 | 12 | 14 | 15 | 13 | 12 | 9 | 7 | 100 |
| Female | n | 50 | 117 | 236 | 368 | 636 | 799 | 938 | 824 | 756 | 678 | 554 | 5,956 |
| | % | 1 | 2 | 4 | 6 | 11 | 13 | 16 | 14 | 13 | 11 | 9 | 100 |
| All | n | 123 | 279 | 593 | 869 | 1,366 | 1,686 | 1,864 | 1,646 | 1,484 | 1,251 | 968 | 12,129 |
| | % | 1 | 2 | 5 | 7 | 11 | 14 | 15 | 14 | 12 | 10 | 8 | 100 |
| Cumul | n | 123 | 402 | 995 | 1,864 | 3,230 | 4,916 | 6,780 | 8,426 | 9,910 | 11,161 | 12,129 | |
| | % | 1 | 3 | 8 | 15 | 27 | 41 | 56 | 69 | 82 | 92 | 100 | |
| Score Ranges | 0-2 | 3-7 | 8-14 | 15-22 | 23-32 | 33-43 | 44-55 | 56-66 | 67-77 | 78-89 | 90-130 | Max 130 | |

Summary Statistics:

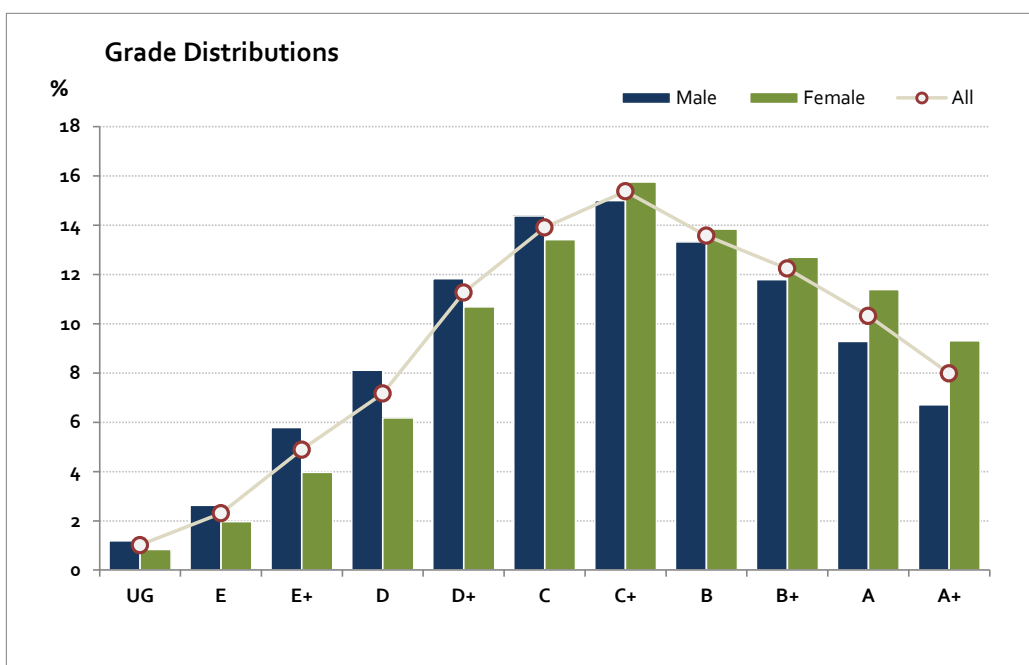
| | |
|---------|------|
| Mean | 51.4 |
| Std Dev | 25.9 |
| Median | C+ |

Not Assessed:

| | | |
|--------|---|-------|
| Male | n | 813 |
| | % | 12 |
| Female | n | 635 |
| | % | 10 |
| All | n | 1,448 |
| | % | 11 |

Total Enrolments incl. Not Assessed:

| | | |
|--------|---|--------|
| Male | n | 6,986 |
| Female | n | 6,591 |
| All | n | 13,577 |



The Victorian Curriculum and Assessment Authority provides high quality curriculum, assessment and reporting that enables individual lifelong learning.