

## Global Politics

### Graded Assessment 1 COURSEWORK UNIT 3

2014

Table of Grade Distributions: male, female and all students assessed

Grade	UG	E	E+	D	D+	C	C+	B	B+	A	A+	Total	
Male	n	0	0	4	6	41	81	111	112	112	122	86	675
	%	0	0	1	1	6	12	16	17	17	18	13	100
Female	n	2	1	1	4	48	66	73	89	133	186	160	763
	%	0	0	0	1	6	9	10	12	17	24	21	100
All	n	2	1	5	10	89	147	184	201	245	308	246	1,438
	%	0	0	0	1	6	10	13	14	17	21	17	100
Cumul	n	2	3	8	18	107	254	438	639	884	1,192	1,438	
	%	0	0	1	1	7	18	30	44	61	83	100	
Score Ranges	0-10	11-12	13-15	16-24	25-46	47-57	58-67	68-74	75-80	81-87	88-100	Max 100	

#### Summary Statistics:

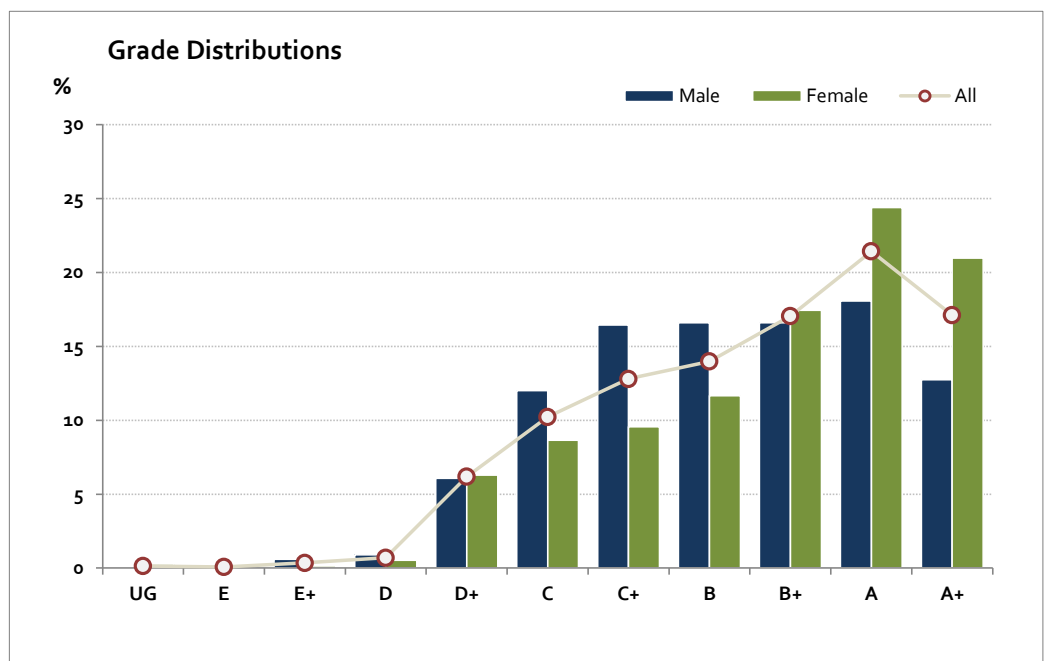
Mean	72.9
Std Dev	16.5
Median	B+

#### Not Assessed:

Male	n	21
	%	3
Female	n	26
	%	3
All	n	47
	%	3

#### Total Enrolments incl. Not Assessed:

Male	n	696
Female	n	789
All	n	1,485



The Victorian Curriculum and Assessment Authority provides high quality curriculum, assessment and reporting that enables individual lifelong learning.

## Global Politics

### Graded Assessment 2 COURSEWORK UNIT 4

2014

Table of Grade Distributions: male, female and all students assessed

Grade	UG	E	E+	D	D+	C	C+	B	B+	A	A+	Total	
Male	n	2	1	1	3	21	92	110	127	126	92	79	654
	%	0	0	0	0	3	14	17	19	19	14	12	100
Female	n	3	1	1	7	17	73	82	100	159	168	129	740
	%	0	0	0	1	2	10	11	14	21	23	17	100
All	n	5	2	2	10	38	165	192	227	285	260	208	1,394
	%	0	0	0	1	3	12	14	16	20	19	15	100
Cumul	n	5	7	9	19	57	222	414	641	926	1,186	1,394	
	%	0	1	1	1	4	16	30	46	66	85	100	
Score Ranges	0-9	10-12	13-18	19-23	24-37	38-54	55-65	66-74	75-82	83-89	90-100	Max 100	

#### Summary Statistics:

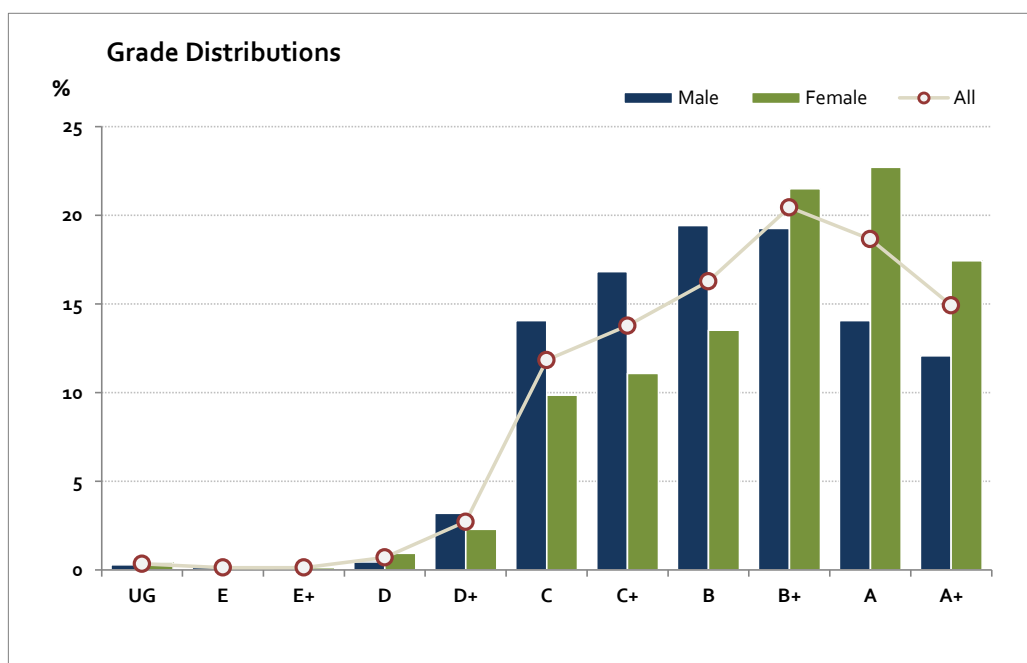
Mean	72.6
Std Dev	17.4
Median	B+

#### Not Assessed:

Male	n	42
	%	6
Female	n	49
	%	6
All	n	91
	%	6

#### Total Enrolments incl. Not Assessed:

Male	n	696
Female	n	789
All	n	1,485



The Victorian Curriculum and Assessment Authority provides high quality curriculum, assessment and reporting that enables individual lifelong learning.

## Global Politics

### Graded Assessment 3 WRITTEN EXAMINATION 2014

Table of Grade Distributions: male, female and all students assessed

Grade	UG	E	E+	D	D+	C	C+	B	B+	A	A+	Total	
Male	n	5	12	23	61	80	104	114	82	66	57	43	647
	%	1	2	4	9	12	16	18	13	10	9	7	100
Female	n	3	13	25	29	75	77	112	123	115	85	73	730
	%	0	2	3	4	10	11	15	17	16	12	10	100
All	n	8	25	48	90	155	181	226	205	181	142	116	1,377
	%	1	2	3	7	11	13	16	15	13	10	8	100
Cumul	n	8	33	81	171	326	507	733	938	1,119	1,261	1,377	
	%	1	2	6	12	24	37	53	68	81	92	100	
Score Ranges	0-10	11-28	29-46	47-66	67-85	86-101	102-115	116-125	126-134	135-143	144-160	Max 160	

#### Summary Statistics:

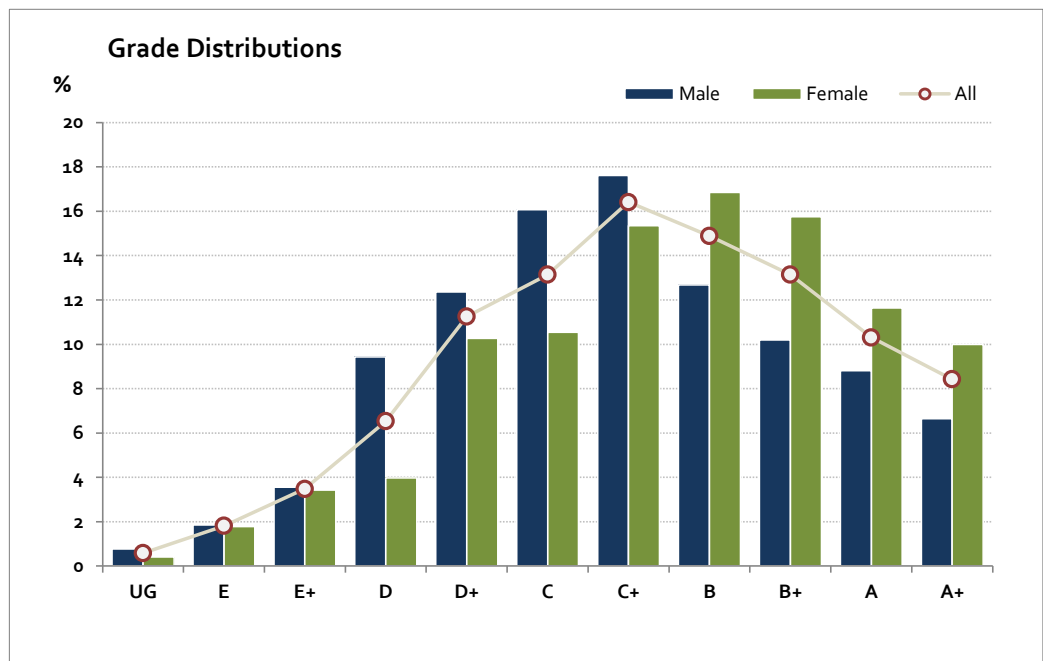
Mean	105.9
Std Dev	31.9
Median	C+

#### Not Assessed:

Male	n	49
	%	7
Female	n	59
	%	7
All	n	108
	%	7

#### Total Enrolments incl. Not Assessed:

Male	n	696
Female	n	789
All	n	1,485



The Victorian Curriculum and Assessment Authority provides high quality curriculum, assessment and reporting that enables individual lifelong learning.