

LOTE Chinese First Language

Graded Assessment 1 COURSEWORK UNIT 3

2014

Table of Grade Distributions: male, female and all students assessed

Grade	UG	E	E+	D	D+	C	C+	B	B+	A	A+	Total	
Male	n	0	0	0	1	3	11	150	155	255	159	81	815
	%	0	0	0	0	0	1	18	19	31	20	10	100
Female	n	0	0	0	1	2	7	50	105	188	233	227	813
	%	0	0	0	0	0	1	6	13	23	29	28	100
All	n	0	0	0	2	5	18	200	260	443	392	308	1,628
	%	0	0	0	0	0	1	12	16	27	24	19	100
Cumul	n	0	0	0	2	7	25	225	485	928	1,320	1,628	
	%	0	0	0	0	0	2	14	30	57	81	100	
Score Ranges	0-2	3-4	5-5	6-9	10-15	16-24	25-33	34-37	38-41	42-45	46-50	Max 50	

Summary Statistics:

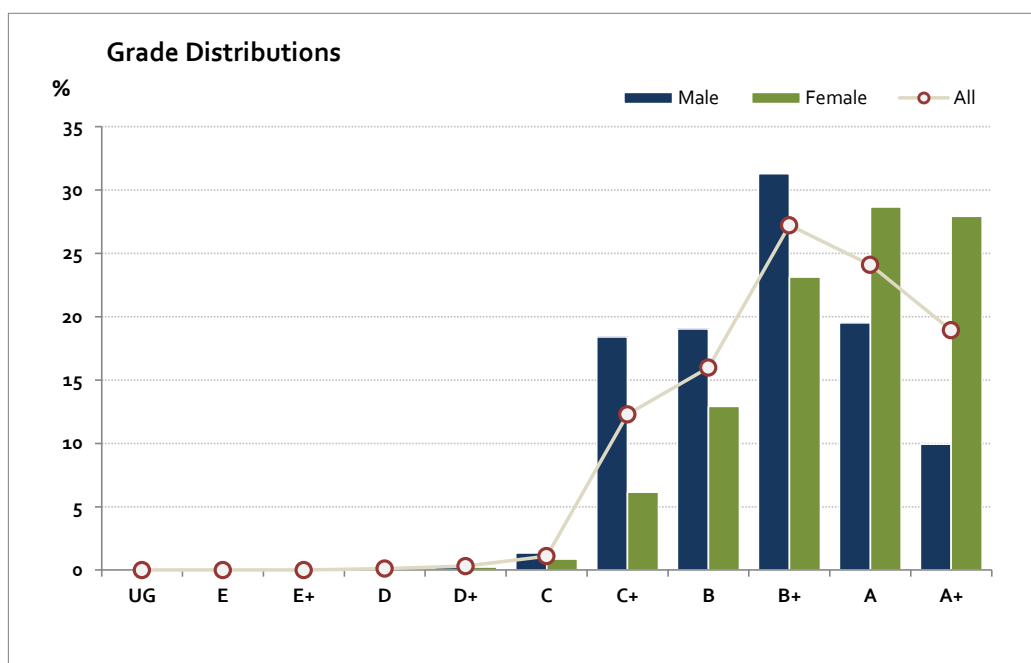
Mean	39.9
Std Dev	6.1
Median	B+

Not Assessed:

Male	n	11
	%	1
Female	n	10
	%	1
All	n	21
	%	1

Total Enrolments incl. Not Assessed:

Male	n	826
Female	n	823
All	n	1,649



The Victorian Curriculum and Assessment Authority provides high quality curriculum, assessment and reporting that enables individual lifelong learning.

LOTE Chinese First Language

Graded Assessment 2 COURSEWORK UNIT 4 2014

Table of Grade Distributions: male, female and all students assessed

Grade	UG	E	E+	D	D+	C	C+	B	B+	A	A+	Total	
Male	n	3	0	3	1	7	94	131	154	140	155	65	753
	%	0	0	0	0	1	12	17	20	19	21	9	100
Female	n	1	0	1	0	4	17	80	101	148	223	204	779
	%	0	0	0	0	1	2	10	13	19	29	26	100
All	n	4	0	4	1	11	111	211	255	288	378	269	1,532
	%	0	0	0	0	1	7	14	17	19	25	18	100
Cumul	n	4	4	8	9	20	131	342	597	885	1,263	1,532	
	%	0	0	1	1	1	9	22	39	58	82	100	
Score Ranges	0-4	5-9	10-14	15-16	17-21	22-30	31-35	36-38	39-41	42-45	46-50	Max 50	

Summary Statistics:

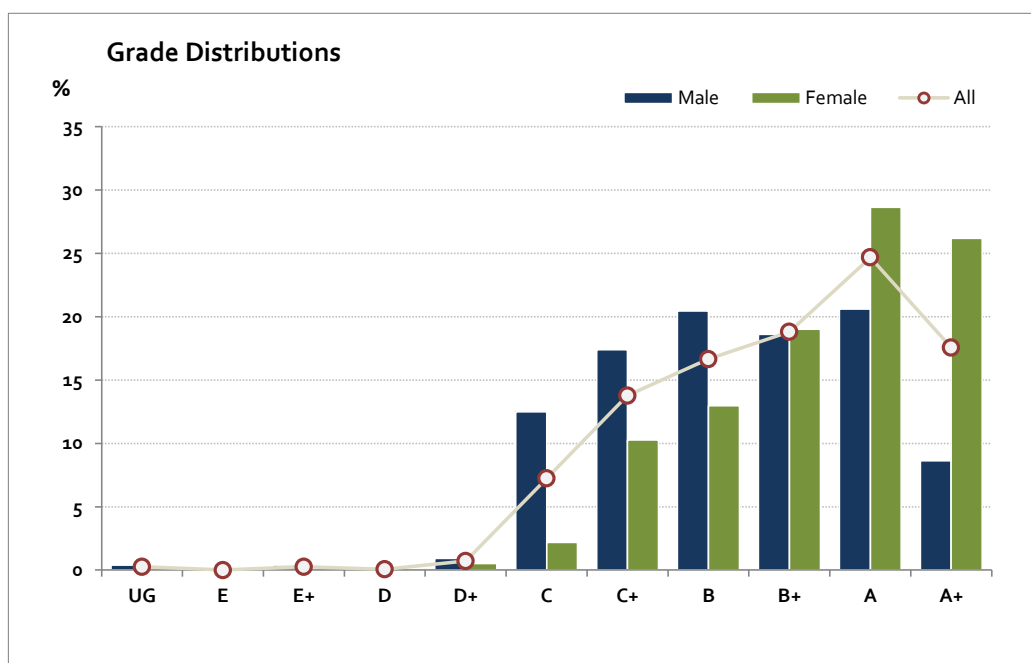
Mean	39.5
Std Dev	6.5
Median	B+

Not Assessed:

Male	n	73
	%	9
Female	n	44
	%	5
All	n	117
	%	7

Total Enrolments incl. Not Assessed:

Male	n	826
Female	n	823
All	n	1,649



The Victorian Curriculum and Assessment Authority provides high quality curriculum, assessment and reporting that enables individual lifelong learning.

LOTE Chinese First Language

Graded Assessment 3 ORAL AND WRITTEN EXAMINATION 2014

Table of Grade Distributions: male, female and all students assessed

Grade	UG	E	E+	D	D+	C	C+	B	B+	A	A+	Total	
Male	n	0	0	4	9	66	89	130	152	150	96	42	738
	%	0	0	1	1	9	12	18	21	20	13	6	100
Female	n	0	2	0	1	18	62	94	130	159	174	130	770
	%	0	0	0	0	2	8	12	17	21	23	17	100
All	n	0	2	4	10	84	151	224	282	309	270	172	1,508
	%	0	0	0	1	6	10	15	19	20	18	11	100
Cumul	n	0	2	6	16	100	251	475	757	1,066	1,336	1,508	
	%	0	0	0	1	7	17	31	50	71	89	100	
Score Ranges	0-9	10-19	20-47	48-72	73-99	100-113	114-123	124-132	133-141	142-150	151-200	Max 200	

Summary Statistics:

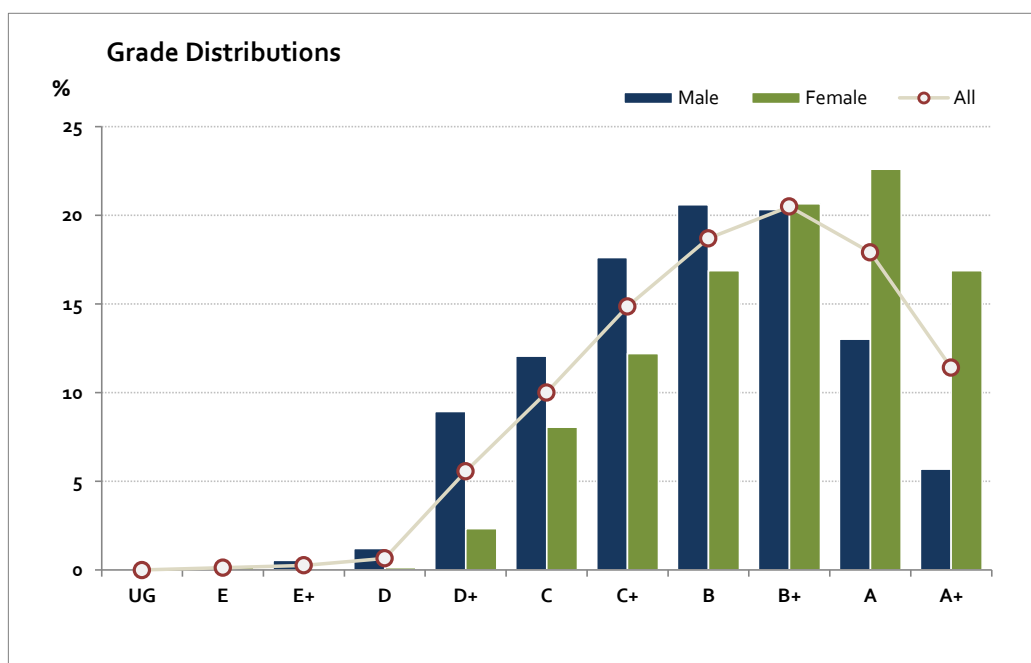
Mean	130
Std Dev	19.3
Median	B

Not Assessed:

Male	n	88
	%	11
Female	n	53
	%	6
All	n	141
	%	9

Total Enrolments incl. Not Assessed:

Male	n	826
Female	n	823
All	n	1,649



The Victorian Curriculum and Assessment Authority provides high quality curriculum, assessment and reporting that enables individual lifelong learning.