

LOTE Chinese Second Language Advanced

Graded Assessment 1 COURSEWORK UNIT 3

2014

Table of Grade Distributions: male, female and all students assessed

Grade	UG	E	E+	D	D+	C	C+	B	B+	A	A+	Total	
Male	n	0	0	0	0	2	1	36	54	56	52	28	229
	%	0	0	0	0	1	0	16	24	24	23	12	100
Female	n	0	0	0	0	0	0	29	30	52	68	68	247
	%	0	0	0	0	0	0	12	12	21	28	28	100
All	n	0	0	0	0	2	1	65	84	108	120	96	476
	%	0	0	0	0	0	0	14	18	23	25	20	100
Cumul	n	0	0	0	0	2	3	68	152	260	380	476	
	%	0	0	0	0	0	1	14	32	55	80	100	
Score Ranges	0-2	3-4	5-9	10-12	13-19	20-27	28-37	38-41	42-44	45-47	48-50	Max 50	

Summary Statistics:

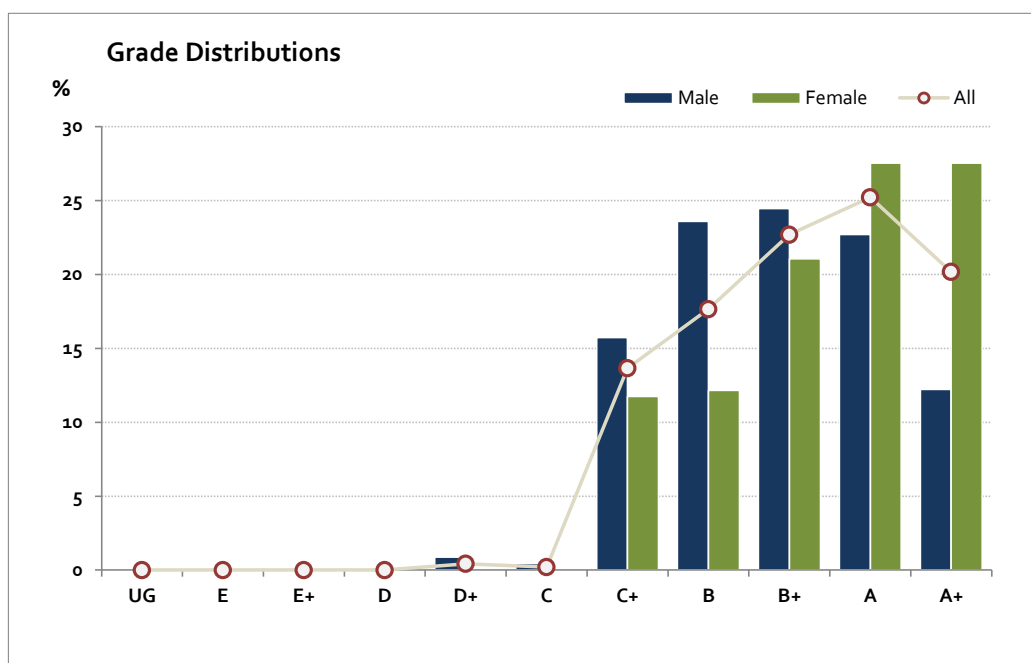
Mean	43.1
Std Dev	5.2
Median	B+

Not Assessed:

Male	n	2
	%	1
Female	n	0
	%	0
All	n	2
	%	0

Total Enrolments incl. Not Assessed:

Male	n	231
Female	n	247
All	n	478



The Victorian Curriculum and Assessment Authority provides high quality curriculum, assessment and reporting that enables individual lifelong learning.

LOTE Chinese Second Language Advanced

Graded Assessment 2 COURSEWORK UNIT 4

2014

Table of Grade Distributions: male, female and all students assessed

Grade	UG	E	E+	D	D+	C	C+	B	B+	A	A+	Total
Male	n	0	0	0	0	0	17	54	70	63	21	225
	%	0	0	0	0	0	8	24	31	28	9	100
Female	n	0	0	0	0	0	13	33	56	75	67	244
	%	0	0	0	0	0	5	14	23	31	27	100
All	n	0	0	0	0	0	30	87	126	138	88	469
	%	0	0	0	0	0	6	19	27	29	19	100
Cumul	n	0	0	0	0	0	30	117	243	381	469	
	%	0	0	0	0	0	6	25	52	81	100	
Score Ranges	0-2	3-4	5-9	10-14	15-19	20-24	25-33	34-39	40-43	44-47	48-50	Max 50

Summary Statistics:

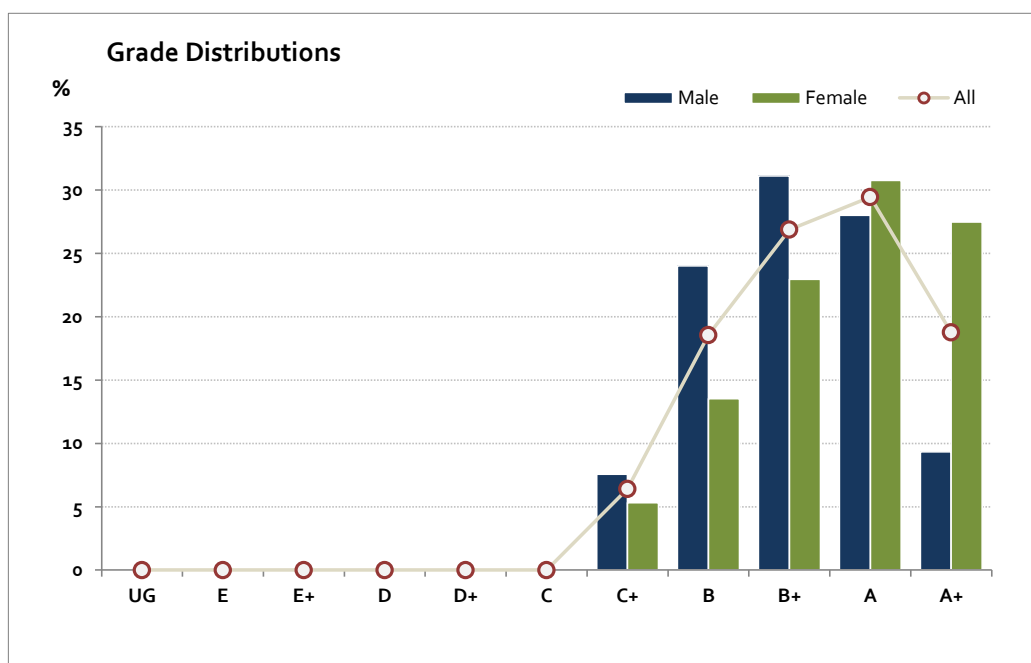
Mean	42.4
Std Dev	5.3
Median	B+

Not Assessed:

Male	n	6
	%	3
Female	n	3
	%	1
All	n	9
	%	2

Total Enrolments incl. Not Assessed:

Male	n	231
Female	n	247
All	n	478



The Victorian Curriculum and Assessment Authority provides high quality curriculum, assessment and reporting that enables individual lifelong learning.

LOTE Chinese Second Language Advanced

Graded Assessment 3 ORAL AND WRITTEN EXAMINATION 2014

Table of Grade Distributions: male, female and all students assessed

Grade	UG	E	E+	D	D+	C	C+	B	B+	A	A+	Total	
Male	n	0	0	1	1	6	33	37	45	51	39	12	225
	%	0	0	0	0	3	15	16	20	23	17	5	100
Female	n	0	0	0	2	7	17	29	45	56	45	44	245
	%	0	0	0	1	3	7	12	18	23	18	18	100
All	n	0	0	1	3	13	50	66	90	107	84	56	470
	%	0	0	0	1	3	11	14	19	23	18	12	100
Cumul	n	0	0	1	4	17	67	133	223	330	414	470	
	%	0	0	0	1	4	14	28	47	70	88	100	
Score Ranges	0-39	40-87	88-129	130-169	170-191	192-248	249-275	276-295	296-315	316-338	339-400	Max 400	

Summary Statistics:

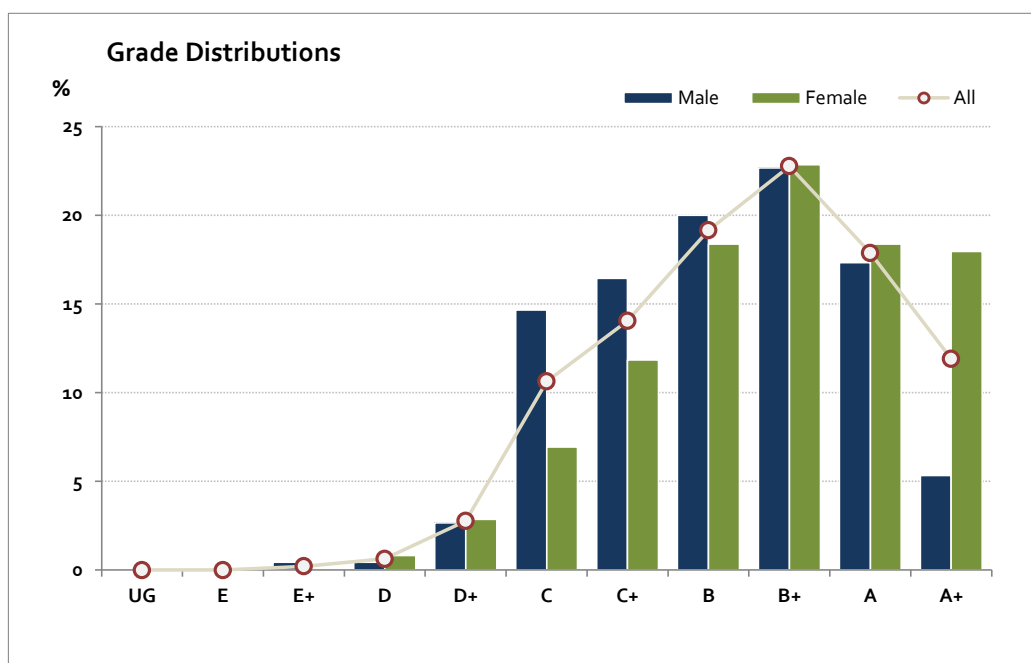
Mean	291.9
Std Dev	43.3
Median	B+

Not Assessed:

Male	n	6
	%	3
Female	n	2
	%	1
All	n	8
	%	2

Total Enrolments incl. Not Assessed:

Male	n	231
Female	n	247
All	n	478



The Victorian Curriculum and Assessment Authority provides high quality curriculum, assessment and reporting that enables individual lifelong learning.