

LOTE French

Graded Assessment 1 COURSEWORK UNIT 3

2014

Table of Grade Distributions: male, female and all students assessed

| Grade | | UG | E | E+ | D | D+ | C | C+ | B | B+ | A | A+ | Total |
|--------------|---|-----|-----|-----|------|-------|-------|-------|-------|-------|-------|-------|--------|
| Male | n | 0 | 0 | 0 | 1 | 1 | 13 | 57 | 75 | 129 | 118 | 97 | 491 |
| | % | 0 | 0 | 0 | 0 | 0 | 3 | 12 | 15 | 26 | 24 | 20 | 100 |
| Female | n | 0 | 0 | 0 | 1 | 6 | 29 | 167 | 242 | 362 | 324 | 234 | 1,365 |
| | % | 0 | 0 | 0 | 0 | 0 | 2 | 12 | 18 | 27 | 24 | 17 | 100 |
| All | n | 0 | 0 | 0 | 2 | 7 | 42 | 224 | 317 | 491 | 442 | 331 | 1,856 |
| | % | 0 | 0 | 0 | 0 | 0 | 2 | 12 | 17 | 26 | 24 | 18 | 100 |
| Cumul | n | 0 | 0 | 0 | 2 | 9 | 51 | 275 | 592 | 1,083 | 1,525 | 1,856 | |
| | % | 0 | 0 | 0 | 0 | 0 | 3 | 15 | 32 | 58 | 82 | 100 | |
| Score Ranges | | 0-2 | 3-4 | 5-6 | 7-13 | 14-18 | 19-23 | 24-30 | 31-34 | 35-39 | 40-44 | 45-50 | Max 50 |

Summary Statistics:

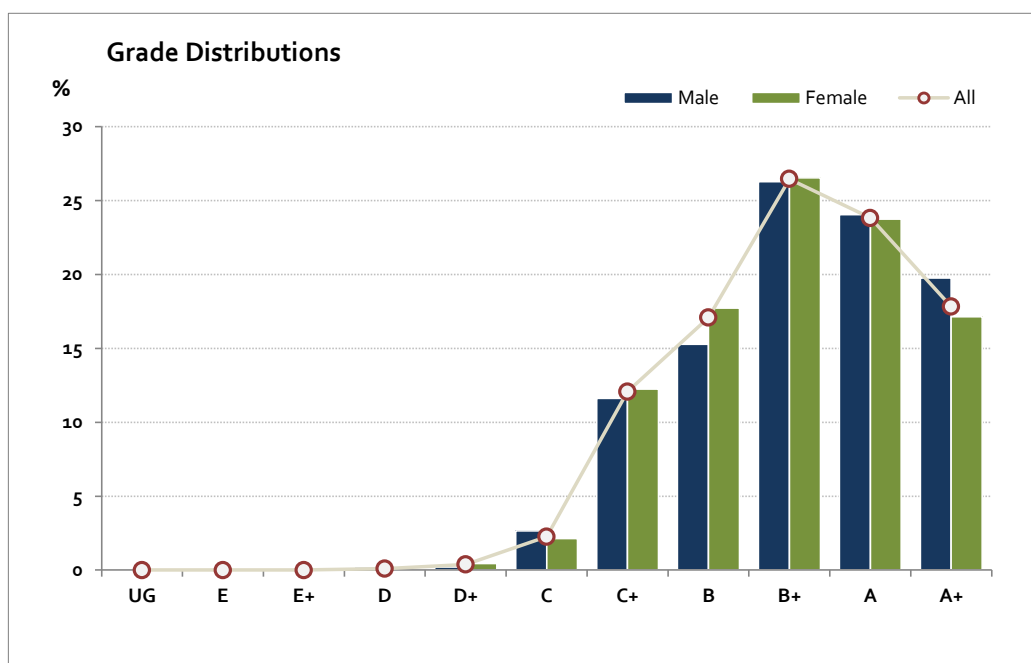
| | |
|---------|------|
| Mean | 37.6 |
| Std Dev | 6.8 |
| Median | B+ |

Not Assessed:

| | | |
|--------|---|----|
| Male | n | 4 |
| | % | 1 |
| Female | n | 8 |
| | % | 1 |
| All | n | 12 |
| | % | 1 |

Total Enrolments incl. Not Assessed:

| | | |
|--------|---|-------|
| Male | n | 495 |
| Female | n | 1,373 |
| All | n | 1,868 |



The Victorian Curriculum and Assessment Authority provides high quality curriculum, assessment and reporting that enables individual lifelong learning.

LOTE French

Graded Assessment 2 COURSEWORK UNIT 4

2014

Table of Grade Distributions: male, female and all students assessed

| Grade | | UG | E | E+ | D | D+ | C | C+ | B | B+ | A | A+ | Total |
|--------------|---|-----|-----|-----|-------|-------|-------|-------|-------|-------|-------|-------|--------|
| Male | n | 0 | 0 | 0 | 0 | 2 | 12 | 63 | 74 | 111 | 112 | 111 | 485 |
| | % | 0 | 0 | 0 | 0 | 0 | 2 | 13 | 15 | 23 | 23 | 23 | 100 |
| Female | n | 0 | 0 | 3 | 4 | 3 | 29 | 180 | 233 | 270 | 342 | 285 | 1,349 |
| | % | 0 | 0 | 0 | 0 | 0 | 2 | 13 | 17 | 20 | 25 | 21 | 100 |
| All | n | 0 | 0 | 3 | 4 | 5 | 41 | 243 | 307 | 381 | 454 | 396 | 1,834 |
| | % | 0 | 0 | 0 | 0 | 0 | 2 | 13 | 17 | 21 | 25 | 22 | 100 |
| Cumul | n | 0 | 0 | 3 | 7 | 12 | 53 | 296 | 603 | 984 | 1,438 | 1,834 | |
| | % | 0 | 0 | 0 | 0 | 1 | 3 | 16 | 33 | 54 | 78 | 100 | |
| Score Ranges | | 0-2 | 3-4 | 5-9 | 10-14 | 15-19 | 20-24 | 25-31 | 32-35 | 36-39 | 40-44 | 45-50 | Max 50 |

Summary Statistics:

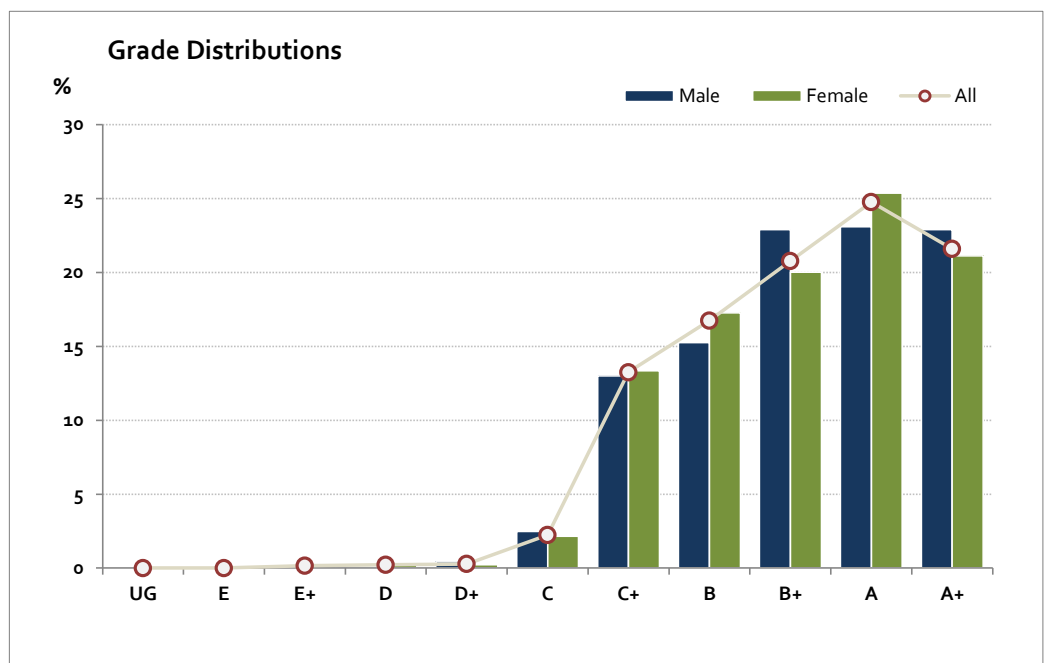
| | |
|---------|------|
| Mean | 38.3 |
| Std Dev | 6.9 |
| Median | B+ |

Not Assessed:

| | | |
|--------|---|----|
| Male | n | 10 |
| | % | 2 |
| Female | n | 24 |
| | % | 2 |
| All | n | 34 |
| | % | 2 |

Total Enrolments incl. Not Assessed:

| | | |
|--------|---|-------|
| Male | n | 495 |
| Female | n | 1,373 |
| All | n | 1,868 |



The Victorian Curriculum and Assessment Authority provides high quality curriculum, assessment and reporting that enables individual lifelong learning.

LOTE French

Graded Assessment 3 ORAL AND WRITTEN EXAMINATION 2014

Table of Grade Distributions: male, female and all students assessed

| Grade | UG | E | E+ | D | D+ | C | C+ | B | B+ | A | A+ | Total | |
|--------------|------|-------|-------|-------|--------|---------|---------|---------|---------|---------|---------|---------|-------|
| Male | n | 0 | 0 | 2 | 1 | 16 | 51 | 67 | 101 | 96 | 92 | 60 | 486 |
| | % | 0 | 0 | 0 | 0 | 3 | 10 | 14 | 21 | 20 | 19 | 12 | 100 |
| Female | n | 3 | 1 | 1 | 5 | 48 | 130 | 230 | 286 | 271 | 222 | 148 | 1,345 |
| | % | 0 | 0 | 0 | 0 | 4 | 10 | 17 | 21 | 20 | 17 | 11 | 100 |
| All | n | 3 | 1 | 3 | 6 | 64 | 181 | 297 | 387 | 367 | 314 | 208 | 1,831 |
| | % | 0 | 0 | 0 | 0 | 3 | 10 | 16 | 21 | 20 | 17 | 11 | 100 |
| Cumul | n | 3 | 4 | 7 | 13 | 77 | 258 | 555 | 942 | 1,309 | 1,623 | 1,831 | |
| | % | 0 | 0 | 0 | 1 | 4 | 14 | 30 | 51 | 71 | 89 | 100 | |
| Score Ranges | 0-39 | 40-48 | 49-59 | 60-74 | 75-108 | 109-158 | 159-199 | 200-241 | 242-282 | 283-324 | 325-400 | Max 400 | |

Summary Statistics:

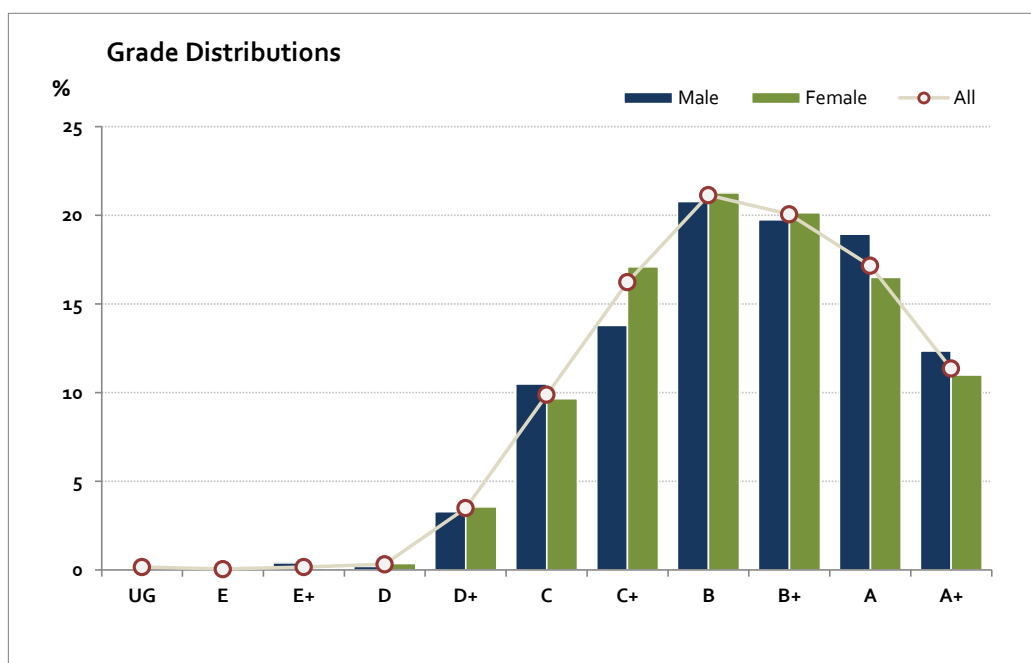
| | |
|---------|-------|
| Mean | 237.4 |
| Std Dev | 70.4 |
| Median | B |

Not Assessed:

| | | |
|--------|---|----|
| Male | n | 9 |
| | % | 2 |
| Female | n | 28 |
| | % | 2 |
| All | n | 37 |
| | % | 2 |

Total Enrolments incl. Not Assessed:

| | | |
|--------|---|-------|
| Male | n | 495 |
| Female | n | 1,373 |
| All | n | 1,868 |



The Victorian Curriculum and Assessment Authority provides high quality curriculum, assessment and reporting that enables individual lifelong learning.