

## LOTE Greek

### Graded Assessment 1 COURSEWORK UNIT 3

2014

Table of Grade Distributions: male, female and all students assessed

Grade		UG	E	E+	D	D+	C	C+	B	B+	A	A+	Total
Male	n	0	0	0	0	0	0	4	20	32	35	22	113
	%	0	0	0	0	0	0	4	18	28	31	19	100
Female	n	0	0	0	0	0	0	8	16	41	54	37	156
	%	0	0	0	0	0	0	5	10	26	35	24	100
All	n	0	0	0	0	0	0	12	36	73	89	59	269
	%	0	0	0	0	0	0	4	13	27	33	22	100
Cumul	n	0	0	0	0	0	0	12	48	121	210	269	
	%	0	0	0	0	0	0	4	18	45	78	100	
Score Ranges		0-2	3-4	5-9	10-14	15-19	20-22	23-30	31-35	36-40	41-46	47-50	Max 50

#### Summary Statistics:

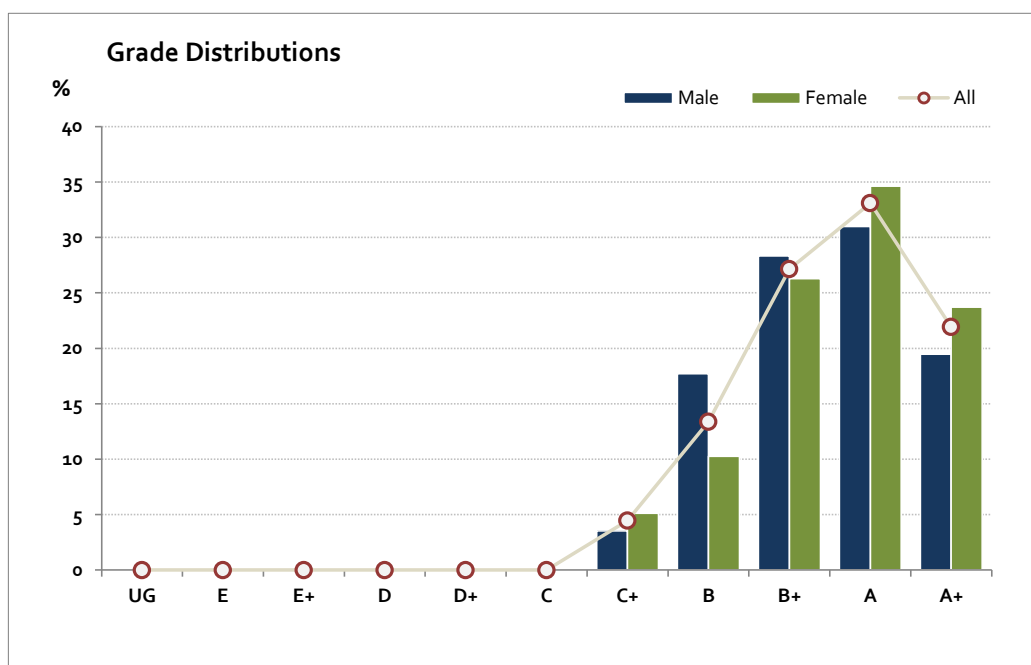
Mean	41.2
Std Dev	5.8
Median	A

#### Not Assessed:

Male	n	4
	%	3
Female	n	4
	%	3
All	n	8
	%	3

#### Total Enrolments incl. Not Assessed:

Male	n	117
Female	n	160
All	n	277



The Victorian Curriculum and Assessment Authority provides high quality curriculum, assessment and reporting that enables individual lifelong learning.

## LOTE Greek

### Graded Assessment 2 COURSEWORK UNIT 4

2014

Table of Grade Distributions: male, female and all students assessed

Grade	UG	E	E+	D	D+	C	C+	B	B+	A	A+	Total
Male	n	0	0	1	0	0	5	23	26	37	16	108
	%	0	0	1	0	0	5	21	24	34	15	100
Female	n	0	0	0	0	0	4	23	38	50	39	154
	%	0	0	0	0	0	3	15	25	32	25	100
All	n	0	0	1	0	0	9	46	64	87	55	262
	%	0	0	0	0	0	3	18	24	33	21	100
Cumul	n	0	0	1	1	1	10	56	120	207	262	
	%	0	0	0	0	0	4	21	46	79	100	
Score Ranges	0-2	3-4	5-9	10-14	15-19	20-24	25-29	30-37	38-41	42-47	48-50	Max 50

#### Summary Statistics:

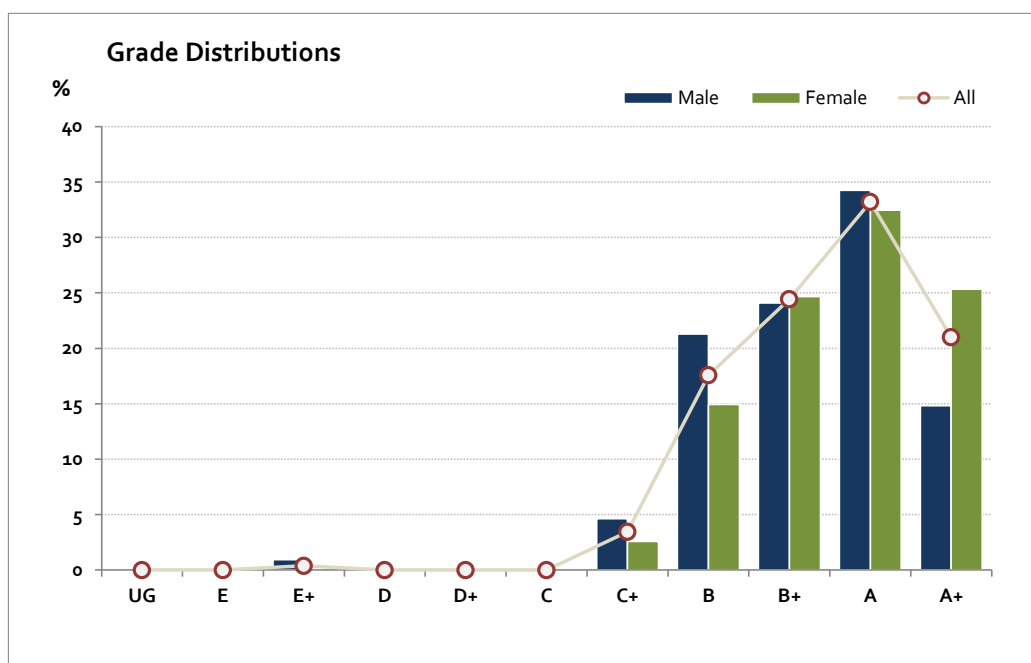
Mean	41.7
Std Dev	6.1
Median	A

#### Not Assessed:

Male	n	9
	%	8
Female	n	6
	%	4
All	n	15
	%	5

#### Total Enrolments incl. Not Assessed:

Male	n	117
Female	n	160
All	n	277



The Victorian Curriculum and Assessment Authority provides high quality curriculum, assessment and reporting that enables individual lifelong learning.

## LOTE Greek

### Graded Assessment 3 ORAL AND WRITTEN EXAMINATION 2014

Table of Grade Distributions: male, female and all students assessed

Grade	UG	E	E+	D	D+	C	C+	B	B+	A	A+	Total	
Male	n	1	0	0	2	2	7	13	26	22	17	15	105
	%	1	0	0	2	2	7	12	25	21	16	14	100
Female	n	0	0	0	1	7	7	22	23	35	36	22	153
	%	0	0	0	1	5	5	14	15	23	24	14	100
All	n	1	0	0	3	9	14	35	49	57	53	37	258
	%	0	0	0	1	3	5	14	19	22	21	14	100
Cumul	n	1	1	1	4	13	27	62	111	168	221	258	
	%	0	0	0	2	5	10	24	43	65	86	100	
Score Ranges	0-26	27-39	40-88	89-165	166-204	205-218	219-256	257-290	291-324	325-358	359-400	Max 400	

#### Summary Statistics:

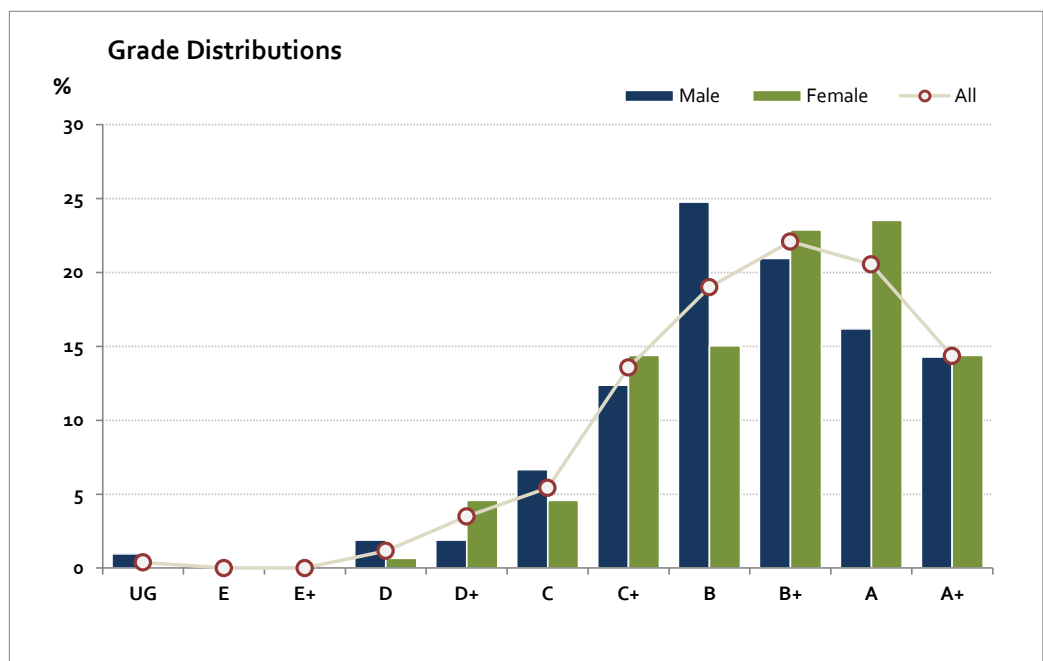
Mean	295.9
Std Dev	58
Median	B+

#### Not Assessed:

Male	n	12
	%	10
Female	n	7
	%	4
All	n	19
	%	7

#### Total Enrolments incl. Not Assessed:

Male	n	117
Female	n	160
All	n	277



The Victorian Curriculum and Assessment Authority provides high quality curriculum, assessment and reporting that enables individual lifelong learning.