

LOTE Indonesian Second Language

Graded Assessment 1 COURSEWORK UNIT 3

2014

Table of Grade Distributions: male, female and all students assessed

Grade	UG	E	E+	D	D+	C	C+	B	B+	A	A+	Total	
Male	n	0	0	0	0	1	6	27	32	58	45	36	205
	%	0	0	0	0	0	3	13	16	28	22	18	100
Female	n	0	0	0	0	2	4	41	94	108	83	56	388
	%	0	0	0	0	1	1	11	24	28	21	14	100
All	n	0	0	0	0	3	10	68	126	166	128	92	593
	%	0	0	0	0	1	2	11	21	28	22	16	100
Cumul	n	0	0	0	0	3	13	81	207	373	501	593	
	%	0	0	0	0	1	2	14	35	63	84	100	
Score Ranges	0-2	3-4	5-9	10-14	15-19	20-24	25-29	30-33	34-39	40-45	46-50	Max 50	

Summary Statistics:

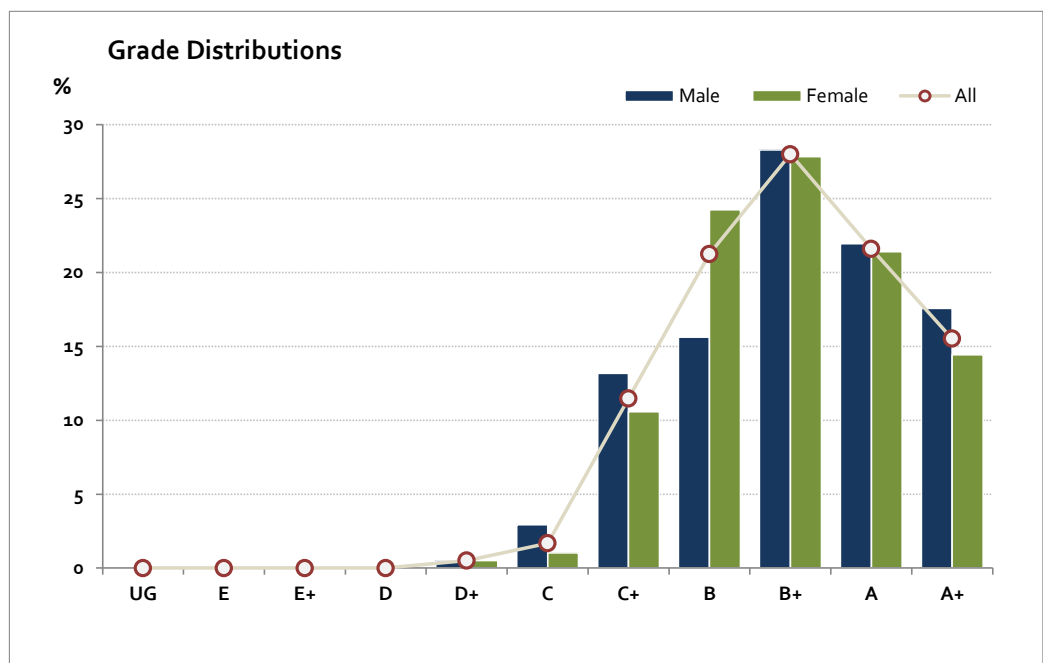
Mean	37.1
Std Dev	7
Median	B+

Not Assessed:

Male	n	2
	%	1
Female	n	4
	%	1
All	n	6
	%	1

Total Enrolments incl. Not Assessed:

Male	n	207
Female	n	392
All	n	599



The Victorian Curriculum and Assessment Authority provides high quality curriculum, assessment and reporting that enables individual lifelong learning.

LOTE Indonesian Second Language

Graded Assessment 2 COURSEWORK UNIT 4

2014

Table of Grade Distributions: male, female and all students assessed

Grade	UG	E	E+	D	D+	C	C+	B	B+	A	A+	Total
Male	n	0	0	0	0	17	24	25	51	41	43	202
	%	0	0	0	0	8	12	12	25	20	21	100
Female	n	0	0	1	0	1	23	54	61	94	88	382
	%	0	0	0	0	0	6	14	16	25	23	100
All	n	0	0	1	0	2	40	78	86	145	129	584
	%	0	0	0	0	0	7	13	15	25	22	100
Cumul	n	0	0	1	1	3	43	121	207	352	481	584
	%	0	0	0	0	1	7	21	35	60	82	100
Score Ranges	0-2	3-4	5-9	10-14	15-19	20-27	28-31	32-34	35-39	40-45	46-50	Max 50

Summary Statistics:

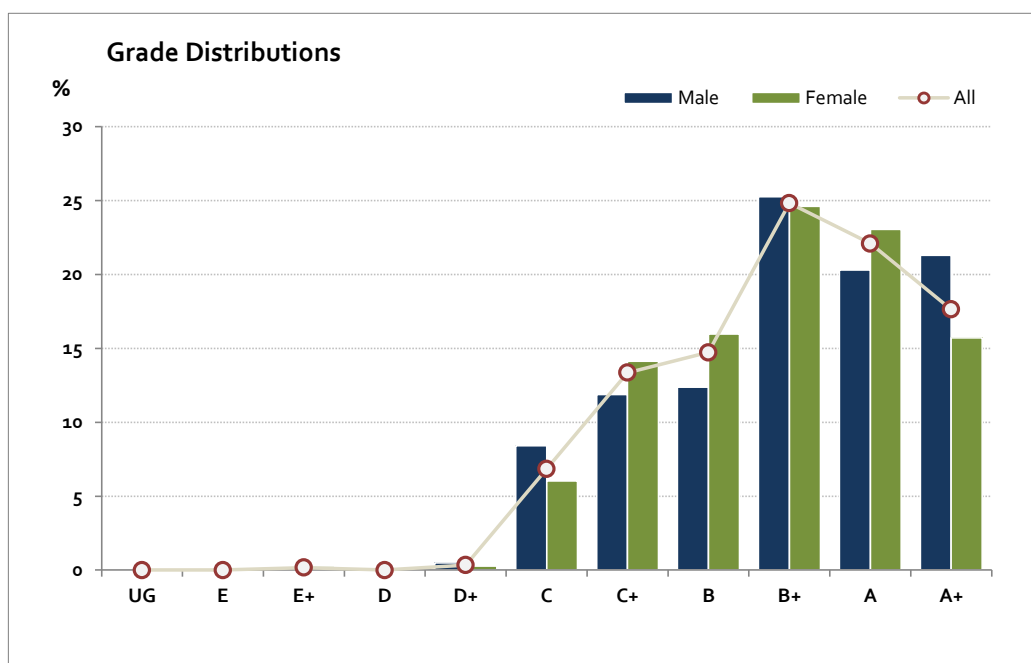
Mean	37.7
Std Dev	7.3
Median	B+

Not Assessed:

Male	n	5
	%	2
Female	n	10
	%	3
All	n	15
	%	3

Total Enrolments incl. Not Assessed:

Male	n	207
Female	n	392
All	n	599



The Victorian Curriculum and Assessment Authority provides high quality curriculum, assessment and reporting that enables individual lifelong learning.

LOTE Indonesian Second Language

Graded Assessment 3 ORAL AND WRITTEN EXAMINATION 2014

Table of Grade Distributions: male, female and all students assessed

Grade	UG	E	E+	D	D+	C	C+	B	B+	A	A+	Total	
Male	n	0	0	2	2	8	15	21	42	40	48	24	202
	%	0	0	1	1	4	7	10	21	20	24	12	100
Female	n	0	0	2	6	5	30	57	68	103	75	34	380
	%	0	0	1	2	1	8	15	18	27	20	9	100
All	n	0	0	4	8	13	45	78	110	143	123	58	582
	%	0	0	1	1	2	8	13	19	25	21	10	100
Cumul	n	0	0	4	12	25	70	148	258	401	524	582	
	%	0	0	1	2	4	12	25	44	69	90	100	
Score Ranges	0-9	10-32	33-47	48-64	65-81	82-111	112-141	142-179	180-240	241-299	300-400	Max 400	

Summary Statistics:

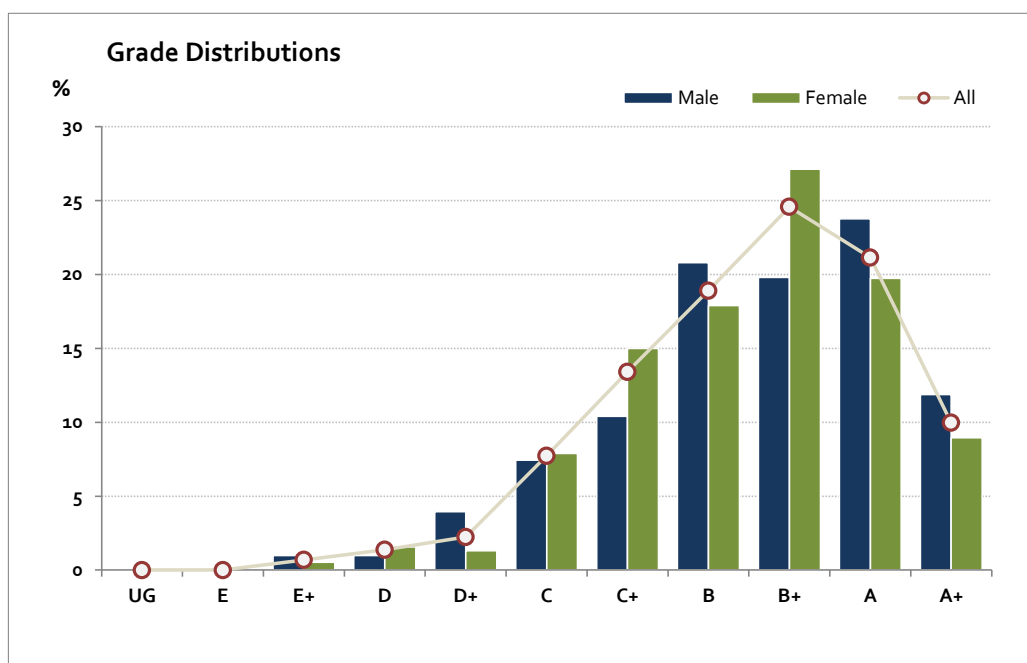
Mean	199
Std Dev	74
Median	B+

Not Assessed:

Male	n	5
	%	2
Female	n	12
	%	3
All	n	17
	%	3

Total Enrolments incl. Not Assessed:

Male	n	207
Female	n	392
All	n	599



The Victorian Curriculum and Assessment Authority provides high quality curriculum, assessment and reporting that enables individual lifelong learning.