

## LOTE Japanese Second Language

### Graded Assessment 1 COURSEWORK UNIT 3

2014

Table of Grade Distributions: male, female and all students assessed

Grade		UG	E	E+	D	D+	C	C+	B	B+	A	A+	Total
Male	n	2	0	0	0	13	43	60	64	79	82	55	398
	%	1	0	0	0	3	11	15	16	20	21	14	100
Female	n	1	0	0	2	33	60	74	87	126	119	113	615
	%	0	0	0	0	5	10	12	14	20	19	18	100
All	n	3	0	0	2	46	103	134	151	205	201	168	1,013
	%	0	0	0	0	5	10	13	15	20	20	17	100
Cumul	n	3	3	3	5	51	154	288	439	644	845	1,013	
	%	0	0	0	0	5	15	28	43	64	83	100	
Score Ranges		0-2	3-4	5-9	10-13	14-27	28-31	32-34	35-37	38-41	42-46	47-50	Max 50

#### Summary Statistics:

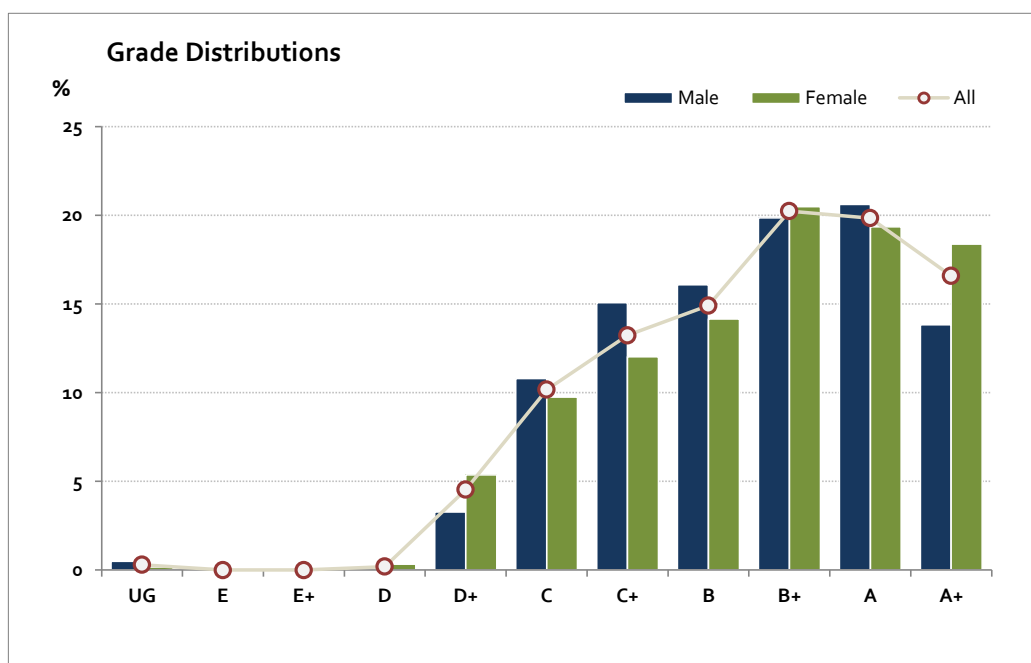
Mean	38.6
Std Dev	7.2
Median	B+

#### Not Assessed:

Male	n	1
	%	0
Female	n	3
	%	0
All	n	4
	%	0

#### Total Enrolments incl. Not Assessed:

Male	n	399
Female	n	618
All	n	1,017



The Victorian Curriculum and Assessment Authority provides high quality curriculum, assessment and reporting that enables individual lifelong learning.

## LOTE Japanese Second Language

### Graded Assessment 2 COURSEWORK UNIT 4

2014

Table of Grade Distributions: male, female and all students assessed

Grade		UG	E	E+	D	D+	C	C+	B	B+	A	A+	Total
Male	n	0	0	0	1	3	30	56	81	81	85	52	389
	%	0	0	0	0	1	8	14	21	21	22	13	100
Female	n	1	0	1	0	3	44	96	107	145	106	104	607
	%	0	0	0	0	0	7	16	18	24	17	17	100
All	n	1	0	1	1	6	74	152	188	226	191	156	996
	%	0	0	0	0	1	7	15	19	23	19	16	100
Cumul	n	1	1	2	3	9	83	235	423	649	840	996	
	%	0	0	0	0	1	8	24	42	65	84	100	
Score Ranges		0-2	3-4	5-9	10-14	15-19	20-28	29-33	34-37	38-42	43-47	48-50	Max 50

#### Summary Statistics:

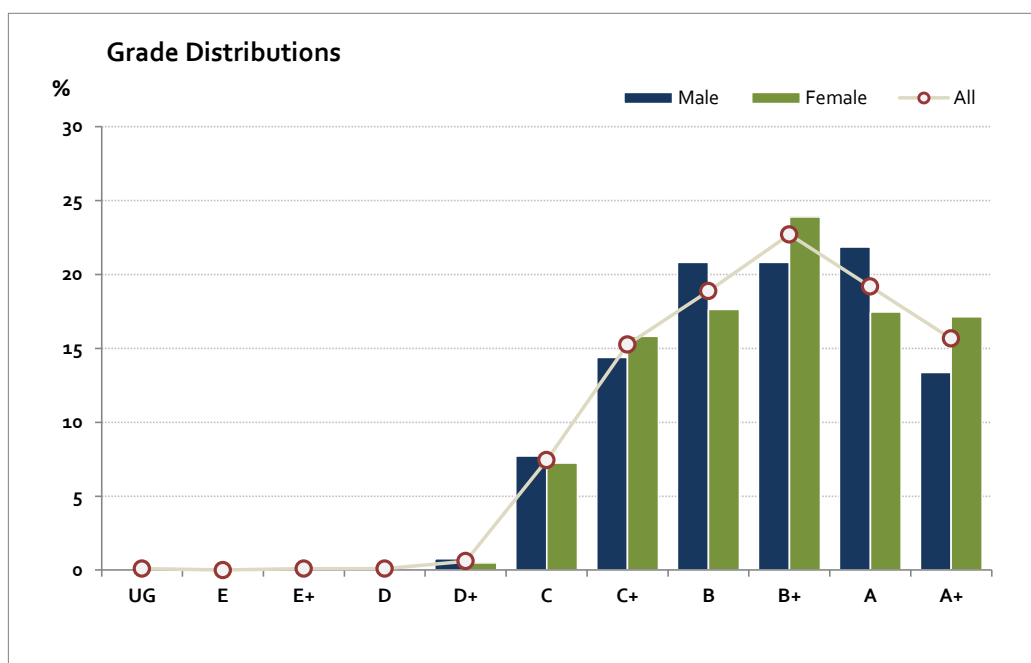
Mean	38.9
Std Dev	7.4
Median	B+

#### Not Assessed:

Male	n	10
	%	3
Female	n	11
	%	2
All	n	21
	%	2

#### Total Enrolments incl. Not Assessed:

Male	n	399
Female	n	618
All	n	1,017



The Victorian Curriculum and Assessment Authority provides high quality curriculum, assessment and reporting that enables individual lifelong learning.

## LOTE Japanese Second Language

### Graded Assessment 3 ORAL AND WRITTEN EXAMINATION 2014

Table of Grade Distributions: male, female and all students assessed

Grade	UG	E	E+	D	D+	C	C+	B	B+	A	A+	Total	
Male	n	1	2	4	5	15	29	44	61	96	91	38	386
	%	0	1	1	1	4	8	11	16	25	24	10	100
Female	n	0	3	8	16	23	38	81	90	140	123	79	601
	%	0	0	1	3	4	6	13	15	23	20	13	100
All	n	1	5	12	21	38	67	125	151	236	214	117	987
	%	0	1	1	2	4	7	13	15	24	22	12	100
Cumul	n	1	6	18	39	77	144	269	420	656	870	987	
	%	0	1	2	4	8	15	27	43	66	88	100	
Score Ranges	0-39	40-58	59-79	80-92	93-119	120-145	146-179	180-214	215-269	270-339	340-400	Max 400	

#### Summary Statistics:

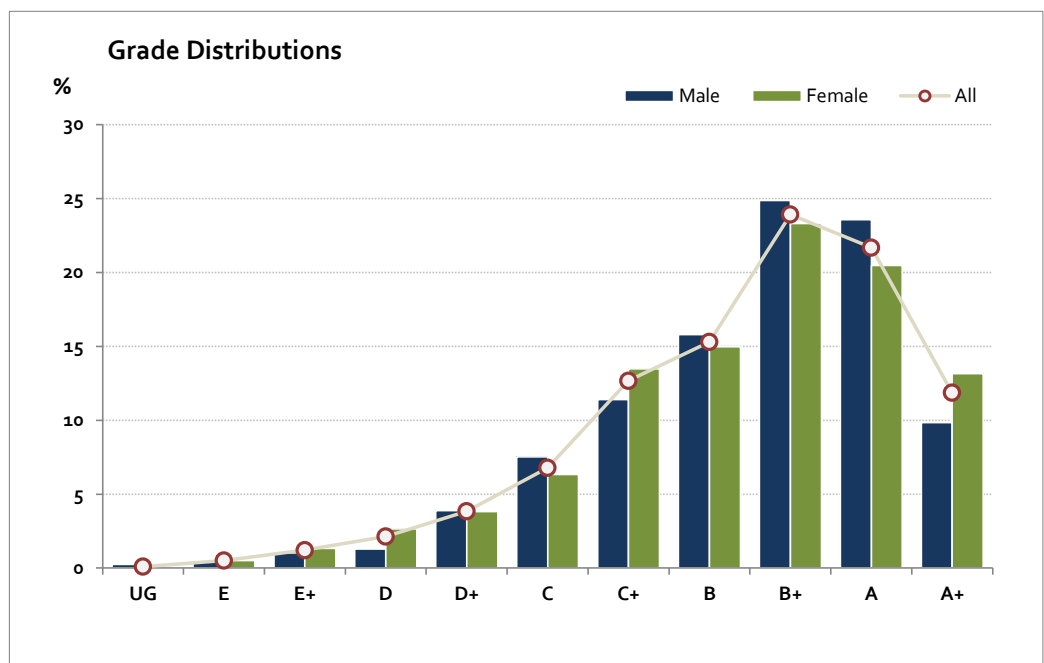
Mean	232.9
Std Dev	79.4
Median	B+

#### Not Assessed:

Male	n	13
	%	3
Female	n	17
	%	3
All	n	30
	%	3

#### Total Enrolments incl. Not Assessed:

Male	n	399
Female	n	618
All	n	1,017



The Victorian Curriculum and Assessment Authority provides high quality curriculum, assessment and reporting that enables individual lifelong learning.