

LOTE Spanish

Graded Assessment 1 COURSEWORK UNIT 3

2014

Table of Grade Distributions: male, female and all students assessed

Grade	UG	E	E+	D	D+	C	C+	B	B+	A	A+	Total
Male	n	0	0	0	0	2	0	8	7	9	8	34
	%	0	0	0	0	6	0	24	21	26	24	100
Female	n	0	0	0	0	2	11	8	21	21	9	72
	%	0	0	0	0	3	15	11	29	29	13	100
All	n	0	0	0	0	4	11	16	28	30	17	106
	%	0	0	0	0	4	10	15	26	28	16	100
Cumul	n	0	0	0	0	4	15	31	59	89	106	
	%	0	0	0	0	4	14	29	56	84	100	
Score Ranges	0-2	3-4	5-9	10-14	15-19	20-29	30-31	32-37	38-41	42-45	46-50	Max 50

Summary Statistics:

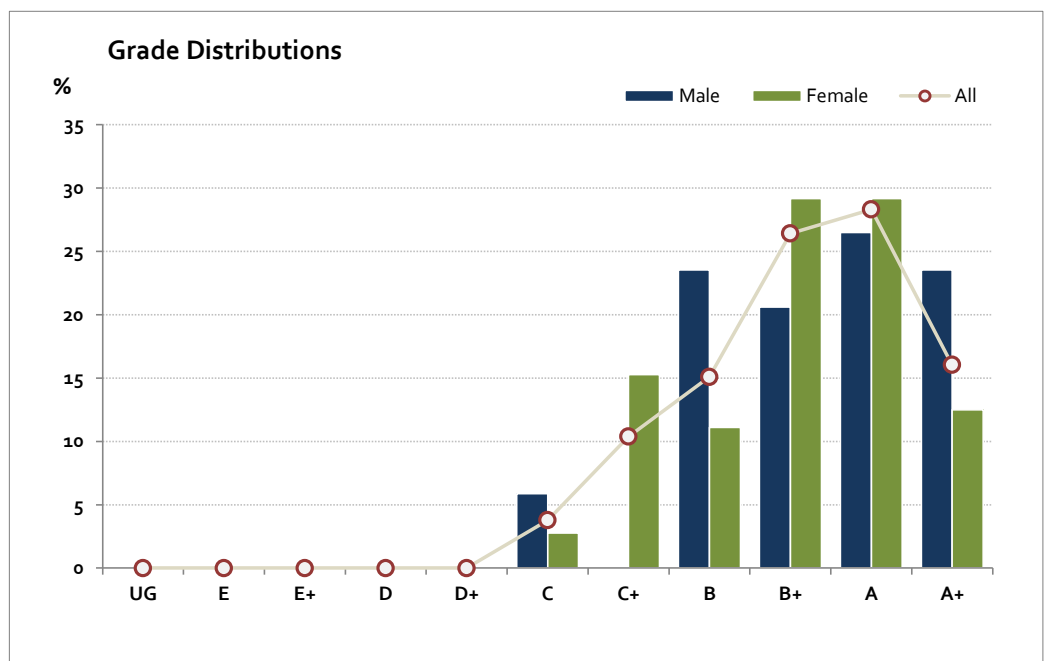
Mean	39.6
Std Dev	5.8
Median	B+

Not Assessed:

Male	n	1
	%	3
Female	n	3
	%	4
All	n	4
	%	4

Total Enrolments incl. Not Assessed:

Male	n	35
Female	n	75
All	n	110



The Victorian Curriculum and Assessment Authority provides high quality curriculum, assessment and reporting that enables individual lifelong learning.

LOTE Spanish

Graded Assessment 2 COURSEWORK UNIT 4

2014

Table of Grade Distributions: male, female and all students assessed

Grade	UG	E	E+	D	D+	C	C+	B	B+	A	A+	Total	
Male	n	0	0	0	0	1	1	3	8	3	13	5	34
	%	0	0	0	0	3	3	9	24	9	38	15	100
Female	n	0	0	0	1	1	4	11	12	18	15	9	71
	%	0	0	0	1	1	6	15	17	25	21	13	100
All	n	0	0	0	1	2	5	14	20	21	28	14	105
	%	0	0	0	1	2	5	13	19	20	27	13	100
Cumul	n	0	0	0	1	3	8	22	42	63	91	105	
	%	0	0	0	1	3	8	21	40	60	87	100	
Score Ranges	0-2	3-4	5-9	10-14	15-20	21-26	27-31	32-38	39-41	42-46	47-50	Max 50	

Summary Statistics:

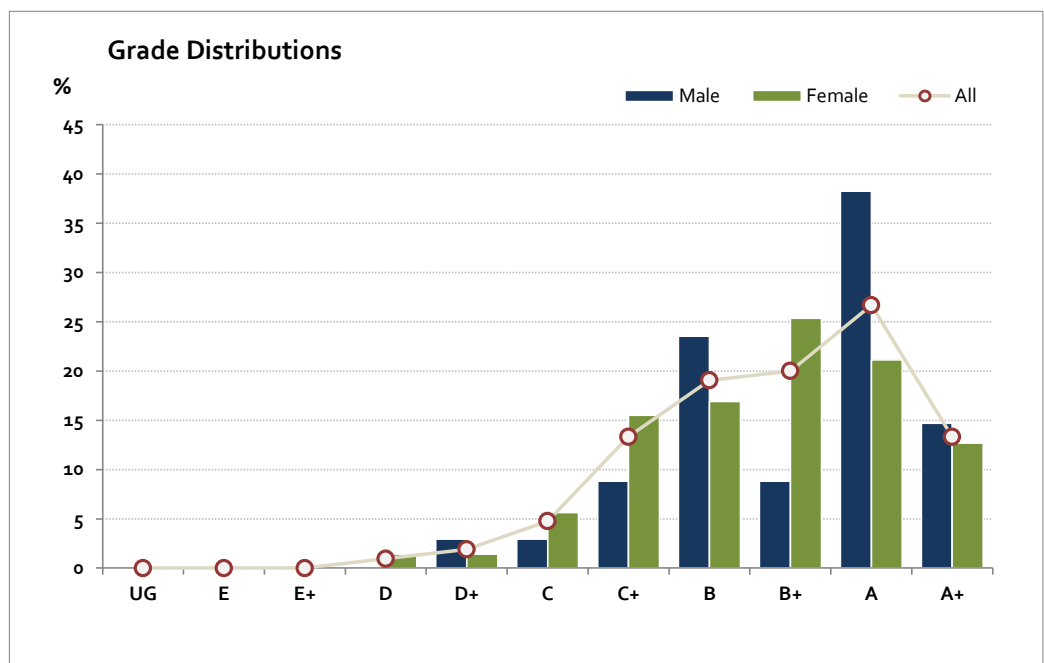
Mean	38.5
Std Dev	7.7
Median	B+

Not Assessed:

Male	n	1
	%	3
Female	n	4
	%	5
All	n	5
	%	5

Total Enrolments incl. Not Assessed:

Male	n	35
Female	n	75
All	n	110



The Victorian Curriculum and Assessment Authority provides high quality curriculum, assessment and reporting that enables individual lifelong learning.

LOTE Spanish

Graded Assessment 3 ORAL AND WRITTEN EXAMINATION 2014

Table of Grade Distributions: male, female and all students assessed

Grade	UG	E	E+	D	D+	C	C+	B	B+	A	A+	Total	
Male	n	0	0	0	0	1	1	2	8	5	8	8	33
	%	0	0	0	0	3	3	6	24	15	24	24	100
Female	n	0	0	0	0	2	3	11	9	20	16	11	72
	%	0	0	0	0	3	4	15	13	28	22	15	100
All	n	0	0	0	0	3	4	13	17	25	24	19	105
	%	0	0	0	0	3	4	12	16	24	23	18	100
Cumul	n	0	0	0	0	3	7	20	37	62	86	105	
	%	0	0	0	0	3	7	19	35	59	82	100	
Score Ranges	0-19	20-39	40-79	80-132	133-207	208-248	249-289	290-328	329-349	350-377	378-400	Max 400	

Summary Statistics:

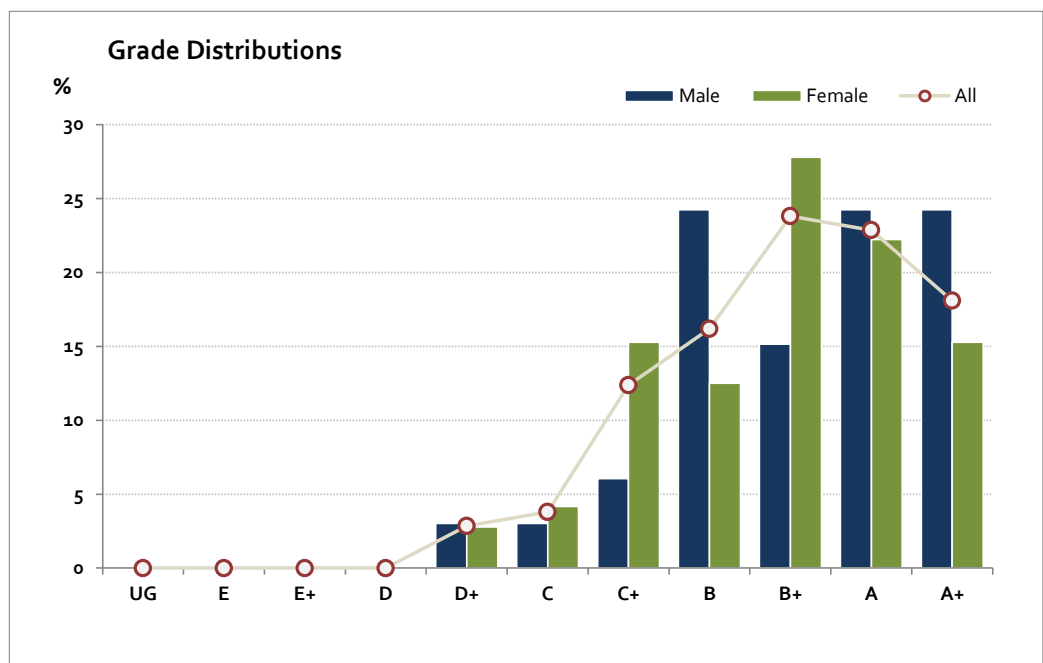
Mean	331.9
Std Dev	49.9
Median	B+

Not Assessed:

Male	n	2
	%	6
Female	n	3
	%	4
All	n	5
	%	5

Total Enrolments incl. Not Assessed:

Male	n	35
Female	n	75
All	n	110



The Victorian Curriculum and Assessment Authority provides high quality curriculum, assessment and reporting that enables individual lifelong learning.