

LOTE Turkish

Graded Assessment 1 COURSEWORK UNIT 3

2014

Table of Grade Distributions: male, female and all students assessed

| Grade | UG | E | E+ | D | D+ | C | C+ | B | B+ | A | A+ | Total | |
|--------------|-----|-----|-------|-------|-------|-------|-------|-------|-------|-------|-------|--------|-----|
| Male | n | 0 | 0 | 0 | 0 | 4 | 10 | 9 | 8 | 15 | 8 | 6 | 60 |
| | % | 0 | 0 | 0 | 0 | 7 | 17 | 15 | 13 | 25 | 13 | 10 | 100 |
| Female | n | 0 | 0 | 0 | 0 | 1 | 9 | 12 | 20 | 24 | 28 | 13 | 107 |
| | % | 0 | 0 | 0 | 0 | 1 | 8 | 11 | 19 | 22 | 26 | 12 | 100 |
| All | n | 0 | 0 | 0 | 0 | 5 | 19 | 21 | 28 | 39 | 36 | 19 | 167 |
| | % | 0 | 0 | 0 | 0 | 3 | 11 | 13 | 17 | 23 | 22 | 11 | 100 |
| Cumul | n | 0 | 0 | 0 | 0 | 5 | 24 | 45 | 73 | 112 | 148 | 167 | |
| | % | 0 | 0 | 0 | 0 | 3 | 14 | 27 | 44 | 67 | 89 | 100 | |
| Score Ranges | 0-4 | 5-9 | 10-14 | 15-19 | 20-28 | 29-32 | 33-34 | 35-37 | 38-42 | 43-47 | 48-50 | Max 50 | |

Summary Statistics:

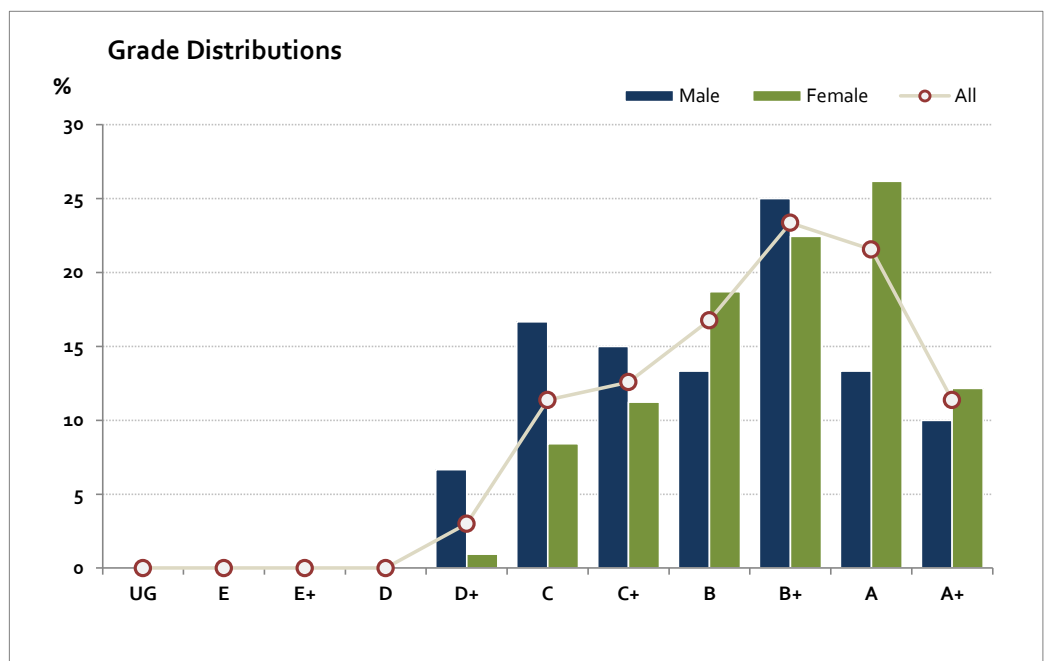
| | |
|---------|------|
| Mean | 39.1 |
| Std Dev | 6.1 |
| Median | B+ |

Not Assessed:

| | | |
|--------|---|---|
| Male | n | 3 |
| | % | 5 |
| Female | n | 2 |
| | % | 2 |
| All | n | 5 |
| | % | 3 |

Total Enrolments incl. Not Assessed:

| | | |
|--------|---|-----|
| Male | n | 63 |
| Female | n | 109 |
| All | n | 172 |



The Victorian Curriculum and Assessment Authority provides high quality curriculum, assessment and reporting that enables individual lifelong learning.

LOTE Turkish

Graded Assessment 2 COURSEWORK UNIT 4

2014

Table of Grade Distributions: male, female and all students assessed

| Grade | UG | E | E+ | D | D+ | C | C+ | B | B+ | A | A+ | Total | |
|--------------|-----|-----|-----|-------|-------|-------|-------|-------|-------|-------|-------|--------|-----|
| Male | n | 0 | 0 | 0 | 0 | 3 | 6 | 12 | 10 | 13 | 7 | 3 | 54 |
| | % | 0 | 0 | 0 | 0 | 6 | 11 | 22 | 19 | 24 | 13 | 6 | 100 |
| Female | n | 0 | 0 | 0 | 0 | 3 | 12 | 10 | 19 | 22 | 28 | 13 | 107 |
| | % | 0 | 0 | 0 | 0 | 3 | 11 | 9 | 18 | 21 | 26 | 12 | 100 |
| All | n | 0 | 0 | 0 | 0 | 6 | 18 | 22 | 29 | 35 | 35 | 16 | 161 |
| | % | 0 | 0 | 0 | 0 | 4 | 11 | 14 | 18 | 22 | 22 | 10 | 100 |
| Cumul | n | 0 | 0 | 0 | 0 | 6 | 24 | 46 | 75 | 110 | 145 | 161 | |
| | % | 0 | 0 | 0 | 0 | 4 | 15 | 29 | 47 | 68 | 90 | 100 | |
| Score Ranges | 0-2 | 3-4 | 5-9 | 10-14 | 15-26 | 27-31 | 32-33 | 34-38 | 39-42 | 43-48 | 49-50 | Max 50 | |

Summary Statistics:

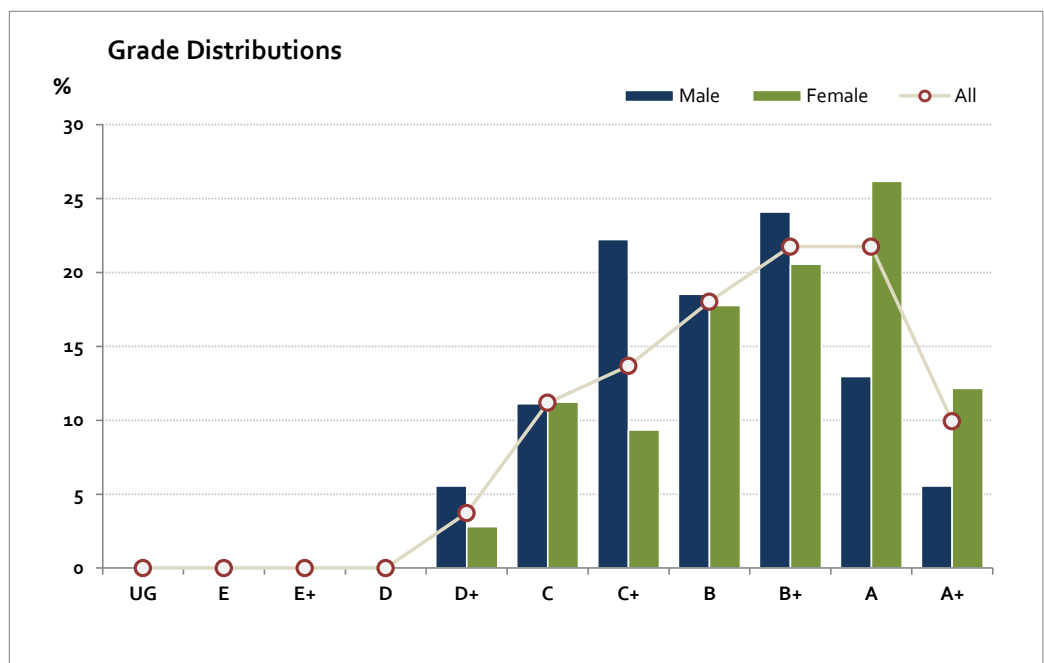
| | |
|---------|------|
| Mean | 38.7 |
| Std Dev | 6.9 |
| Median | B+ |

Not Assessed:

| | | |
|--------|---|----|
| Male | n | 9 |
| | % | 14 |
| Female | n | 2 |
| | % | 2 |
| All | n | 11 |
| | % | 6 |

Total Enrolments incl. Not Assessed:

| | | |
|--------|---|-----|
| Male | n | 63 |
| Female | n | 109 |
| All | n | 172 |



The Victorian Curriculum and Assessment Authority provides high quality curriculum, assessment and reporting that enables individual lifelong learning.

LOTE Turkish

Graded Assessment 3 ORAL AND WRITTEN EXAMINATION 2014

Table of Grade Distributions: male, female and all students assessed

| Grade | UG | E | E+ | D | D+ | C | C+ | B | B+ | A | A+ | Total | |
|--------------|------|-------|-------|--------|---------|---------|---------|---------|---------|---------|---------|---------|-----|
| Male | n | 0 | 0 | 1 | 0 | 3 | 8 | 10 | 10 | 9 | 8 | 4 | 53 |
| | % | 0 | 0 | 2 | 0 | 6 | 15 | 19 | 19 | 17 | 15 | 8 | 100 |
| Female | n | 0 | 0 | 0 | 0 | 2 | 13 | 16 | 24 | 22 | 19 | 10 | 106 |
| | % | 0 | 0 | 0 | 0 | 2 | 12 | 15 | 23 | 21 | 18 | 9 | 100 |
| All | n | 0 | 0 | 1 | 0 | 5 | 21 | 26 | 34 | 31 | 27 | 14 | 159 |
| | % | 0 | 0 | 1 | 0 | 3 | 13 | 16 | 21 | 19 | 17 | 9 | 100 |
| Cumul | n | 0 | 0 | 1 | 1 | 6 | 27 | 53 | 87 | 118 | 145 | 159 | |
| | % | 0 | 0 | 1 | 1 | 4 | 17 | 33 | 55 | 74 | 91 | 100 | |
| Score Ranges | 0-19 | 20-51 | 52-79 | 80-121 | 122-164 | 165-211 | 212-241 | 242-275 | 276-313 | 314-343 | 344-400 | Max 400 | |

Summary Statistics:

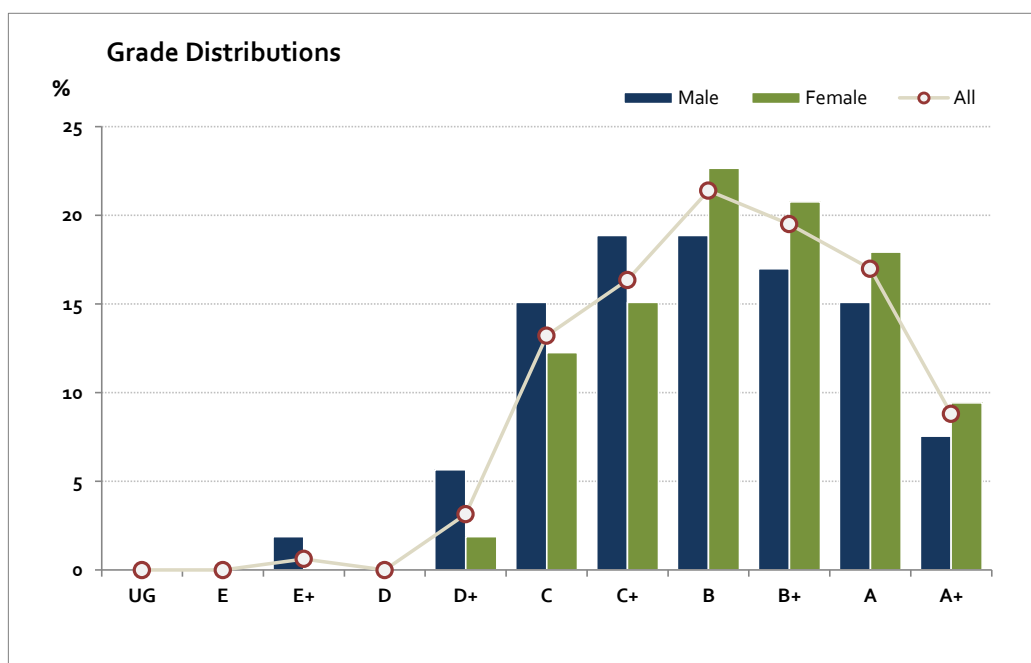
| | |
|---------|-------|
| Mean | 266.8 |
| Std Dev | 58.2 |
| Median | B |

Not Assessed:

| | | |
|--------|---|----|
| Male | n | 10 |
| | % | 16 |
| Female | n | 3 |
| | % | 3 |
| All | n | 13 |
| | % | 8 |

Total Enrolments incl. Not Assessed:

| | | |
|--------|---|-----|
| Male | n | 63 |
| Female | n | 109 |
| All | n | 172 |



The Victorian Curriculum and Assessment Authority provides high quality curriculum, assessment and reporting that enables individual lifelong learning.