

LOTE Vietnamese

Graded Assessment 1 COURSEWORK UNIT 3

2014

Table of Grade Distributions: male, female and all students assessed

Grade	UG	E	E+	D	D+	C	C+	B	B+	A	A+	Total
Male	n	0	0	0	0	0	5	27	47	66	31	176
	%	0	0	0	0	0	3	15	27	38	18	100
Female	n	0	0	0	0	0	1	23	59	109	80	272
	%	0	0	0	0	0	0	8	22	40	29	100
All	n	0	0	0	0	0	6	50	106	175	111	448
	%	0	0	0	0	0	1	11	24	39	25	100
Cumul	n	0	0	0	0	0	6	56	162	337	448	
	%	0	0	0	0	0	1	13	36	75	100	
Score Ranges	0-2	3-4	5-9	10-14	15-19	20-23	24-29	30-38	39-43	44-48	49-50	Max 50

Summary Statistics:

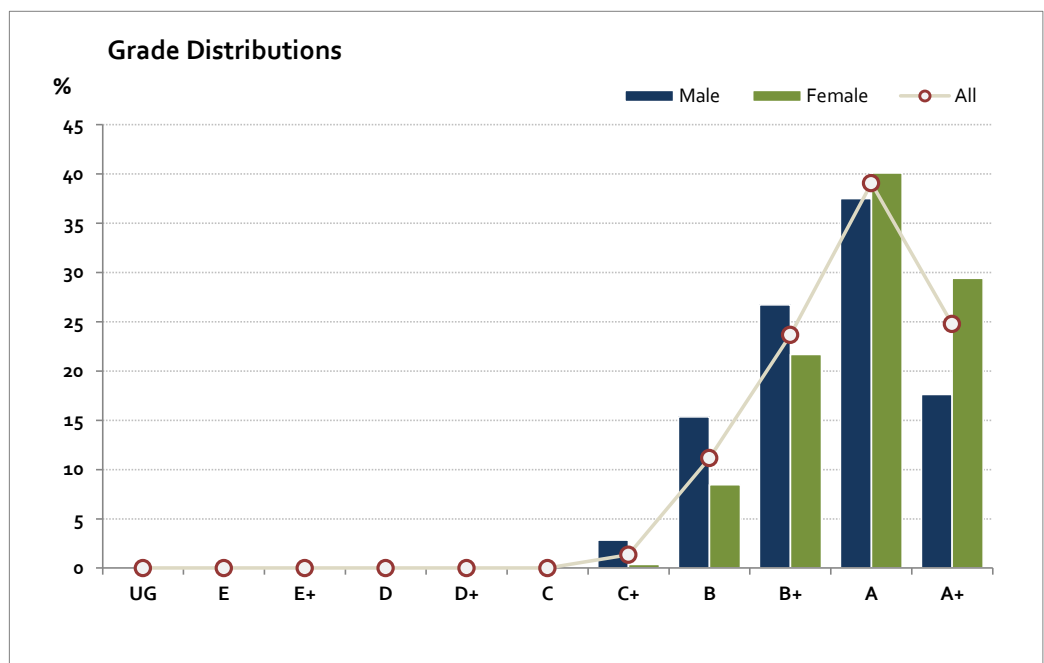
Mean	44.3
Std Dev	5
Median	A

Not Assessed:

Male	n	4
	%	2
Female	n	1
	%	0
All	n	5
	%	1

Total Enrolments incl. Not Assessed:

Male	n	180
Female	n	273
All	n	453



The Victorian Curriculum and Assessment Authority provides high quality curriculum, assessment and reporting that enables individual lifelong learning.

LOTE Vietnamese

Graded Assessment 2 COURSEWORK UNIT 4

2014

Table of Grade Distributions: male, female and all students assessed

Grade		UG	E	E+	D	D+	C	C+	B	B+	A	A+	Total
Male	n	0	0	0	1	0	0	24	30	43	57	12	167
	%	0	0	0	1	0	0	14	18	26	34	7	100
Female	n	0	0	0	0	0	0	21	41	67	74	62	265
	%	0	0	0	0	0	0	8	15	25	28	23	100
All	n	0	0	0	1	0	0	45	71	110	131	74	432
	%	0	0	0	0	0	0	10	16	25	30	17	100
Cumul	n	0	0	0	1	1	1	46	117	227	358	432	
	%	0	0	0	0	0	0	11	27	53	83	100	
Score Ranges		0-2	3-4	5-9	10-14	15-19	20-24	25-37	38-41	42-45	46-48	49-50	Max 50

Summary Statistics:

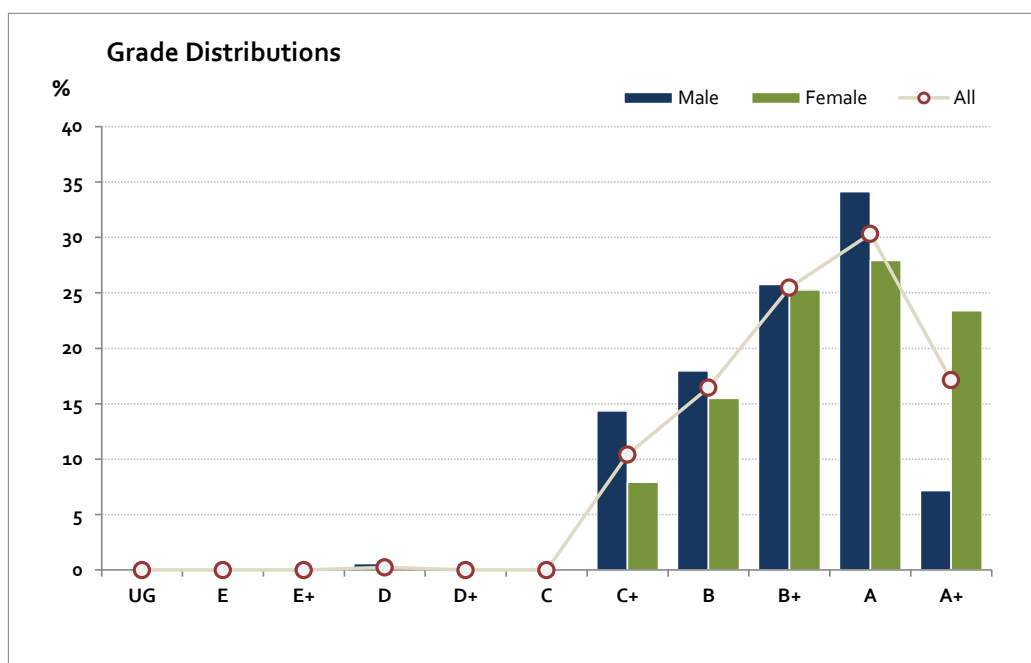
Mean	44
Std Dev	5
Median	B+

Not Assessed:

Male	n	13
	%	7
Female	n	8
	%	3
All	n	21
	%	5

Total Enrolments incl. Not Assessed:

Male	n	180
Female	n	273
All	n	453



The Victorian Curriculum and Assessment Authority provides high quality curriculum, assessment and reporting that enables individual lifelong learning.

LOTE Vietnamese

Graded Assessment 3 ORAL AND WRITTEN EXAMINATION 2014

Table of Grade Distributions: male, female and all students assessed

Grade	UG	E	E+	D	D+	C	C+	B	B+	A	A+	Total	
Male	n	0	0	0	2	6	15	14	34	50	31	13	165
	%	0	0	0	1	4	9	8	21	30	19	8	100
Female	n	0	0	1	0	3	14	31	39	53	73	49	263
	%	0	0	0	0	1	5	12	15	20	28	19	100
All	n	0	0	1	2	9	29	45	73	103	104	62	428
	%	0	0	0	0	2	7	11	17	24	24	14	100
Cumul	n	0	0	1	3	12	41	86	159	262	366	428	
	%	0	0	0	1	3	10	20	37	61	86	100	
Score Ranges	0-39	40-92	93-152	153-174	175-229	230-266	267-292	293-319	320-339	340-361	362-400	Max 400	

Summary Statistics:

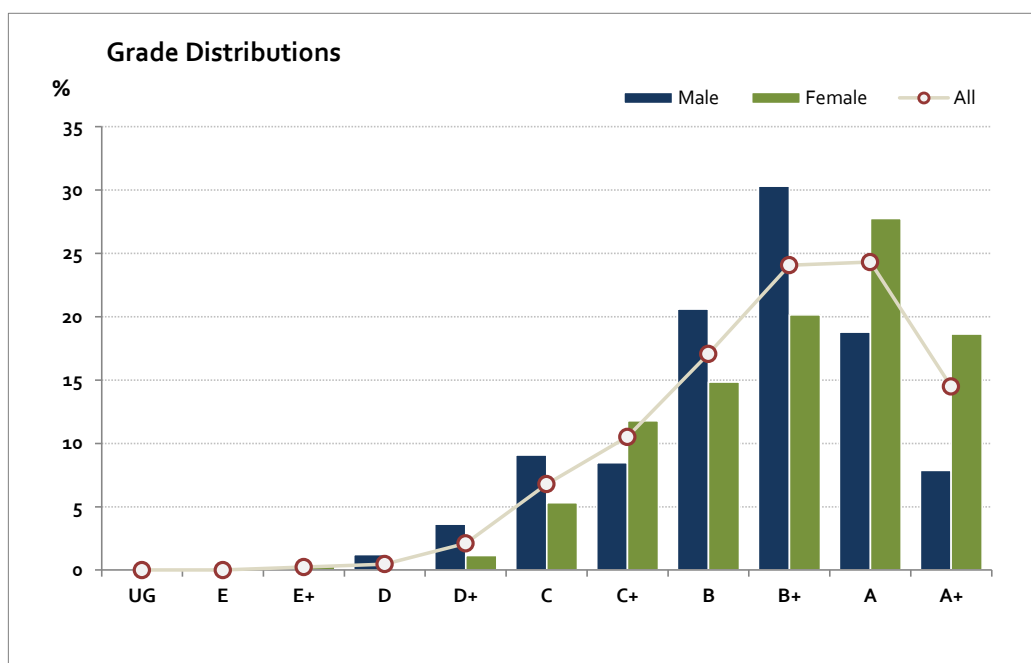
Mean	322.4
Std Dev	41
Median	B+

Not Assessed:

Male	n	15
	%	8
Female	n	10
	%	4
All	n	25
	%	6

Total Enrolments incl. Not Assessed:

Male	n	180
Female	n	273
All	n	453



The Victorian Curriculum and Assessment Authority provides high quality curriculum, assessment and reporting that enables individual lifelong learning.