

Music Style and Composition

Graded Assessment 1 COURSEWORK UNIT 3/4 2014

Table of Grade Distributions: male, female and all students assessed

Grade	UG	E	E+	D	D+	C	C+	B	B+	A	A+	Total	
Male	n	0	2	2	2	4	5	8	6	15	17	11	72
	%	0	3	3	3	6	7	11	8	21	24	15	100
Female	n	0	0	0	0	0	2	4	12	10	19	14	61
	%	0	0	0	0	0	3	7	20	16	31	23	100
All	n	0	2	2	2	4	7	12	18	25	36	25	133
	%	0	2	2	2	3	5	9	14	19	27	19	100
Cumul	n	0	2	4	6	10	17	29	47	72	108	133	
	%	0	2	3	5	8	13	22	35	54	81	100	
Score Ranges	0-5	6-11	12-17	18-21	22-24	25-30	31-34	35-39	40-45	46-51	52-60	Max 60	

Summary Statistics:

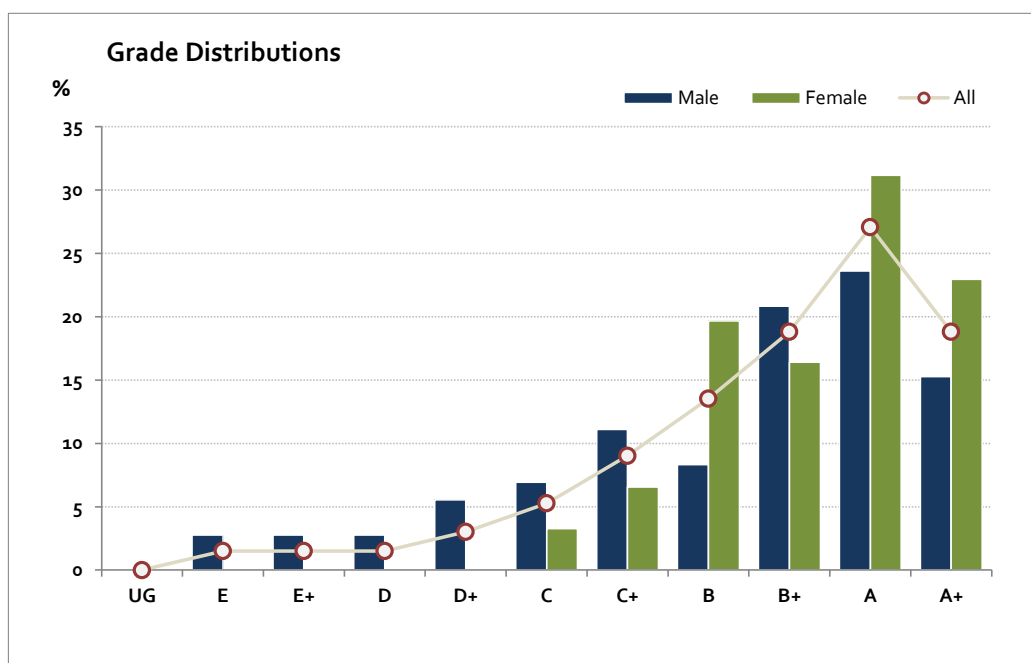
Mean	42
Std Dev	10.6
Median	B+

Not Assessed:

Male	n	10
	%	12
Female	n	8
	%	12
All	n	18
	%	12

Total Enrolments incl. Not Assessed:

Male	n	82
Female	n	69
All	n	151



The Victorian Curriculum and Assessment Authority provides high quality curriculum, assessment and reporting that enables individual lifelong learning.

Music Style and Composition

Graded Assessment 2 EXTERNALLY-ASSESSED TASK 2014

Table of Grade Distributions: male, female and all students assessed

Grade	UG	E	E+	D	D+	C	C+	B	B+	A	A+	Total	
Male	n	1	0	1	0	6	10	7	12	8	15	7	67
	%	1	0	1	0	9	15	10	18	12	22	10	100
Female	n	0	0	0	0	3	7	13	11	13	6	8	61
	%	0	0	0	0	5	11	21	18	21	10	13	100
All	n	1	0	1	0	9	17	20	23	21	21	15	128
	%	1	0	1	0	7	13	16	18	16	16	12	100
Cumul	n	1	1	2	2	11	28	48	71	92	113	128	
	%	1	1	2	2	9	22	38	55	72	88	100	
Score Ranges	0-9	10-19	20-39	40-71	72-111	112-128	129-145	146-156	157-164	165-175	176-200	Max 200	

Summary Statistics:

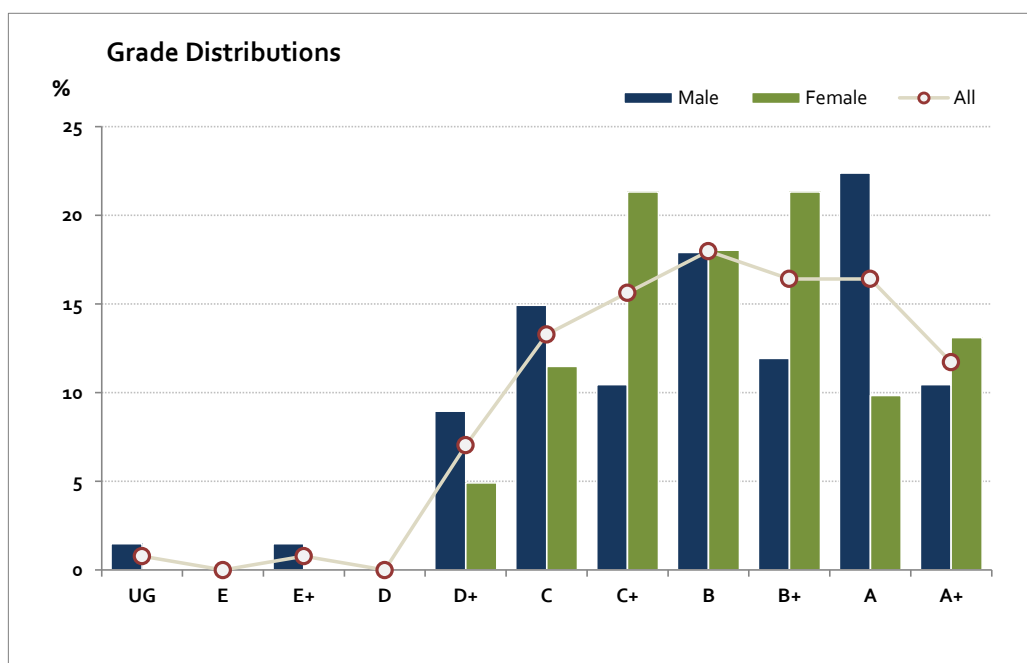
Mean	146.8
Std Dev	29.6
Median	B

Not Assessed:

Male	n	15
	%	18
Female	n	8
	%	12
All	n	23
	%	15

Total Enrolments incl. Not Assessed:

Male	n	82
Female	n	69
All	n	151



The Victorian Curriculum and Assessment Authority provides high quality curriculum, assessment and reporting that enables individual lifelong learning.

Music Style and Composition

Graded Assessment 3 AURAL AND WRITTEN EXAMINATION 2014

Table of Grade Distributions: male, female and all students assessed

Grade	UG	E	E+	D	D+	C	C+	B	B+	A	A+	Total	
Male	n	1	0	2	6	11	7	10	8	9	8	2	64
	%	2	0	3	9	17	11	16	13	14	13	3	100
Female	n	0	0	0	2	5	11	10	12	8	5	8	61
	%	0	0	0	3	8	18	16	20	13	8	13	100
All	n	1	0	2	8	16	18	20	20	17	13	10	125
	%	1	0	2	6	13	14	16	16	14	10	8	100
Cumul	n	1	1	3	11	27	45	65	85	102	115	125	
	%	1	1	2	9	22	36	52	68	82	92	100	
Score Ranges	0-19	20-46	47-56	57-88	89-101	102-117	118-134	135-147	148-162	163-171	172-200	Max 200	

Summary Statistics:

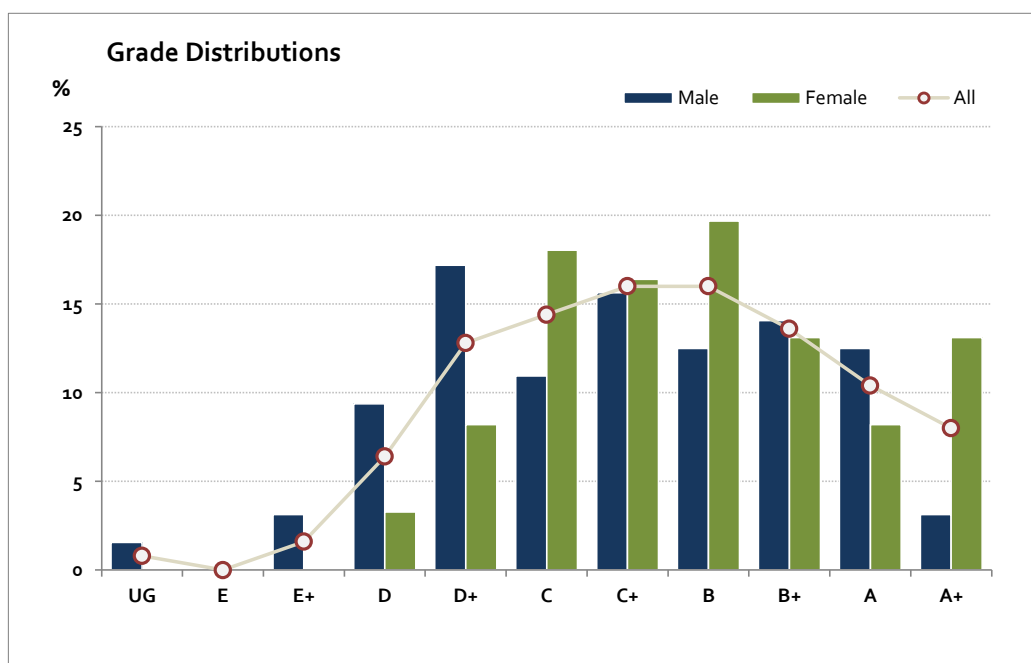
Mean	128.6
Std Dev	33.3
Median	C+

Not Assessed:

Male	n	18
	%	22
Female	n	8
	%	12
All	n	26
	%	17

Total Enrolments incl. Not Assessed:

Male	n	82
Female	n	69
All	n	151



The Victorian Curriculum and Assessment Authority provides high quality curriculum, assessment and reporting that enables individual lifelong learning.