

Religion and Society

Graded Assessment 1 COURSEWORK UNIT 3

2014

Table of Grade Distributions: male, female and all students assessed

Grade	UG	E	E+	D	D+	C	C+	B	B+	A	A+	Total	
Male	n	0	1	3	17	40	87	111	118	147	130	102	756
	%	0	0	0	2	5	12	15	16	19	17	13	100
Female	n	0	1	0	11	32	91	133	157	172	166	115	878
	%	0	0	0	1	4	10	15	18	20	19	13	100
All	n	0	2	3	28	72	178	244	275	319	296	217	1,634
	%	0	0	0	2	4	11	15	17	20	18	13	100
Cumul	n	0	2	5	33	105	283	527	802	1,121	1,417	1,634	
	%	0	0	0	2	6	17	32	49	69	87	100	
Score Ranges	0-9	10-19	20-29	30-38	39-46	47-55	56-63	64-70	71-79	80-89	90-100	Max 100	

Summary Statistics:

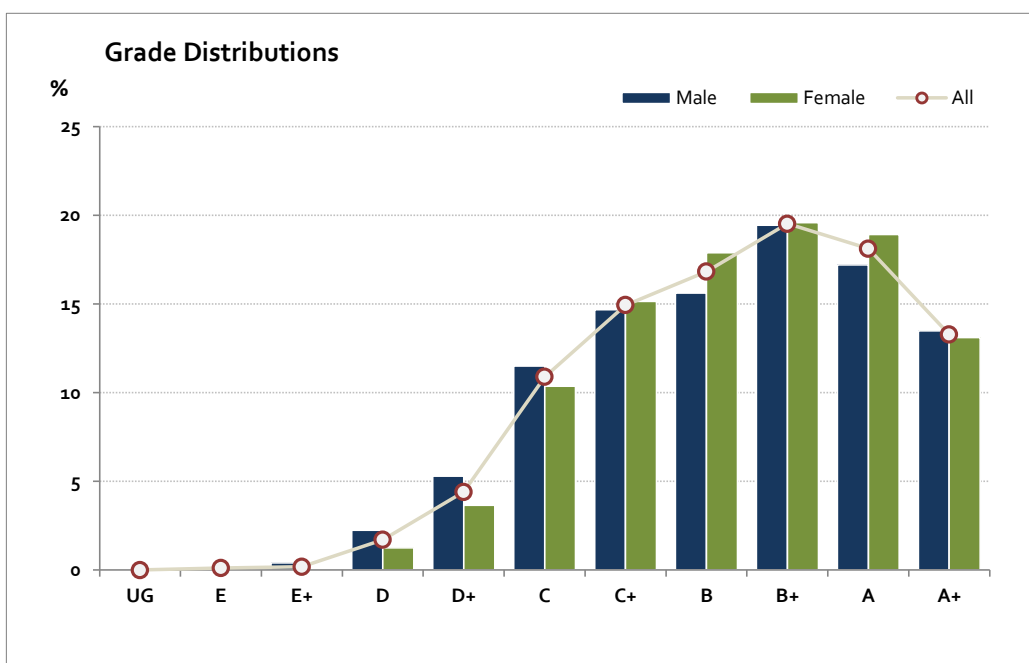
Mean	70.9
Std Dev	15.8
Median	B+

Not Assessed:

Male	n	17
	%	2
Female	n	14
	%	2
All	n	31
	%	2

Total Enrolments incl. Not Assessed:

Male	n	773
Female	n	892
All	n	1,665



The Victorian Curriculum and Assessment Authority provides high quality curriculum, assessment and reporting that enables individual lifelong learning.

Religion and Society

Graded Assessment 2 COURSEWORK UNIT 4 2014

Table of Grade Distributions: male, female and all students assessed

Grade	UG	E	E+	D	D+	C	C+	B	B+	A	A+	Total	
Male	n	0	3	9	22	70	97	95	104	131	114	108	753
	%	0	0	1	3	9	13	13	14	17	15	14	100
Female	n	0	2	8	17	62	96	127	130	159	140	124	865
	%	0	0	1	2	7	11	15	15	18	16	14	100
All	n	0	5	17	39	132	193	222	234	290	254	232	1,618
	%	0	0	1	2	8	12	14	14	18	16	14	100
Cumul	n	0	5	22	61	193	386	608	842	1,132	1,386	1,618	
	%	0	0	1	4	12	24	38	52	70	86	100	
Score Ranges	0-9	10-19	20-33	34-39	40-49	50-57	58-64	65-71	72-80	81-90	91-100	Max 100	

Summary Statistics:

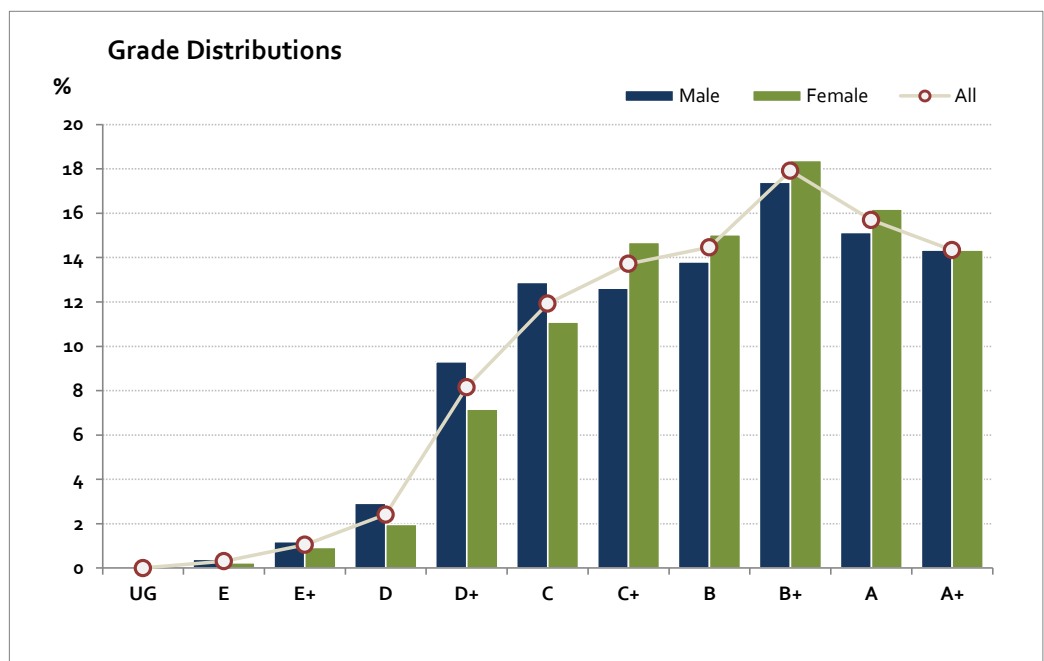
Mean	70.3
Std Dev	17
Median	B

Not Assessed:

Male	n	20
	%	3
Female	n	27
	%	3
All	n	47
	%	3

Total Enrolments incl. Not Assessed:

Male	n	773
Female	n	892
All	n	1,665



The Victorian Curriculum and Assessment Authority provides high quality curriculum, assessment and reporting that enables individual lifelong learning.

Religion and Society

Graded Assessment 3 WRITTEN EXAMINATION 2014

Table of Grade Distributions: male, female and all students assessed

Grade	UG	E	E+	D	D+	C	C+	B	B+	A	A+	Total	
Male	n	9	13	25	48	87	108	84	116	109	71	69	739
	%	1	2	3	6	12	15	11	16	15	10	9	100
Female	n	5	10	23	41	91	122	162	127	117	90	70	858
	%	1	1	3	5	11	14	19	15	14	10	8	100
All	n	14	23	48	89	178	230	246	243	226	161	139	1,597
	%	1	1	3	6	11	14	15	15	14	10	9	100
Cumul	n	14	37	85	174	352	582	828	1,071	1,297	1,458	1,597	
	%	1	2	5	11	22	36	52	67	81	91	100	
Score Ranges	0-15	16-22	23-30	31-40	41-53	54-65	66-78	79-90	91-103	104-116	117-160	Max 160	

Summary Statistics:

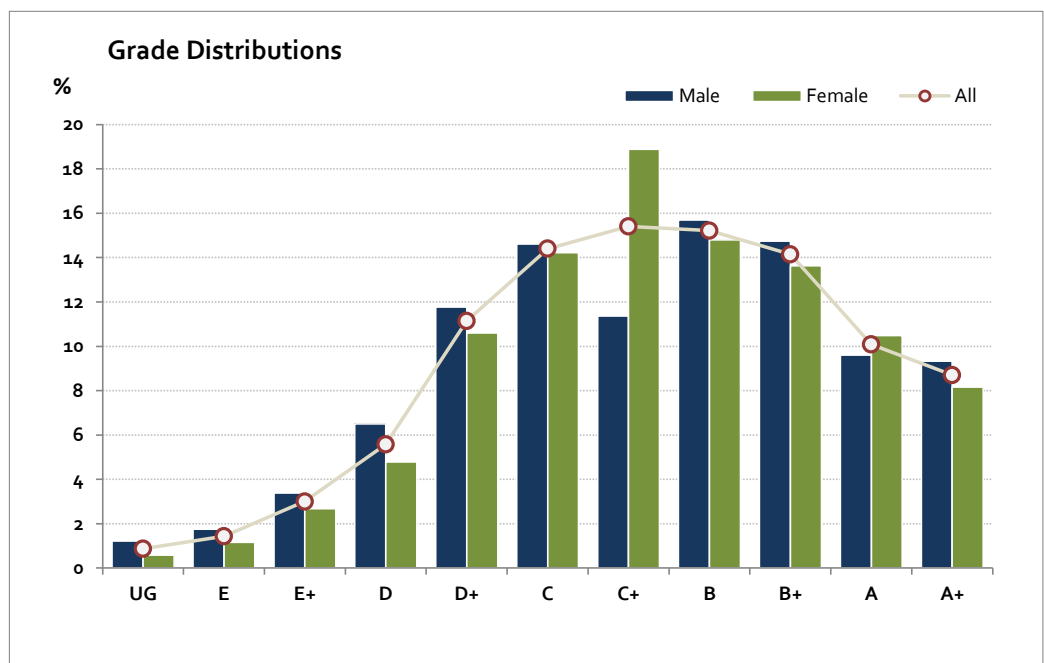
Mean	77
Std Dev	28.6
Median	C+

Not Assessed:

Male	n	34
	%	4
Female	n	34
	%	4
All	n	68
	%	4

Total Enrolments incl. Not Assessed:

Male	n	773
Female	n	892
All	n	1,665



The Victorian Curriculum and Assessment Authority provides high quality curriculum, assessment and reporting that enables individual lifelong learning.