

## Renaissance Italy

### Graded Assessment 1 COURSEWORK UNIT 3

2014

Table of Grade Distributions: male, female and all students assessed

Grade	UG	E	E+	D	D+	C	C+	B	B+	A	A+	Total	
Male	n	0	0	1	2	1	8	10	8	10	15	15	70
	%	0	0	1	3	1	11	14	11	14	21	21	100
Female	n	1	1	0	3	5	10	13	20	25	21	17	116
	%	1	1	0	3	4	9	11	17	22	18	15	100
All	n	1	1	1	5	6	18	23	28	35	36	32	186
	%	1	1	1	3	3	10	12	15	19	19	17	100
Cumul	n	1	2	3	8	14	32	55	83	118	154	186	
	%	1	1	2	4	8	17	30	45	63	83	100	
Score Ranges	0-9	10-19	20-25	26-35	36-40	41-51	52-60	61-68	69-77	78-86	87-100	Max 100	

#### Summary Statistics:

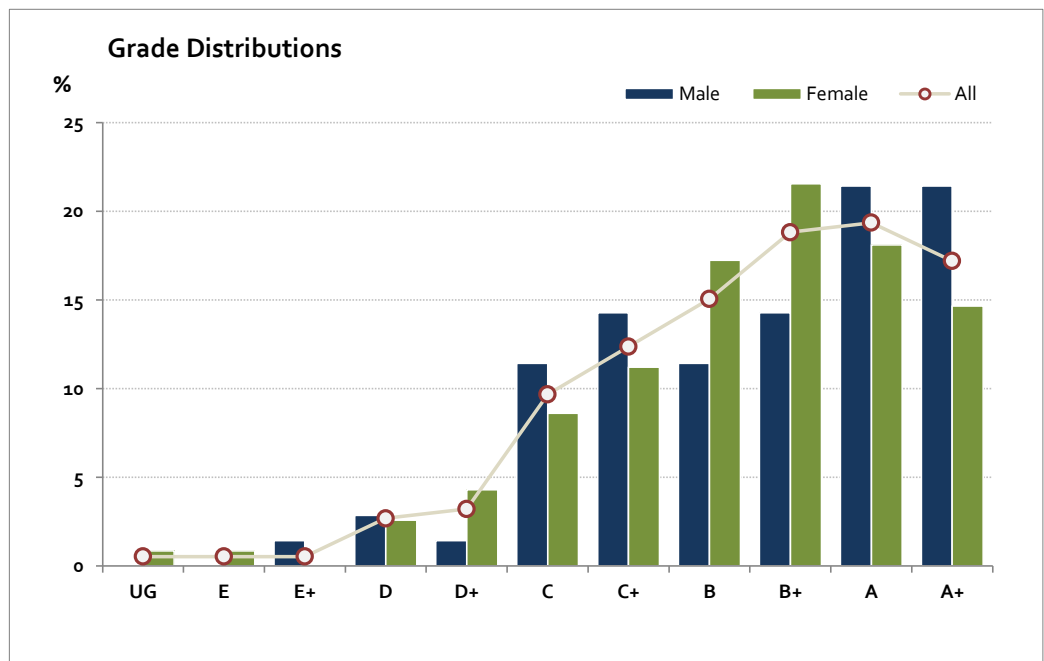
Mean	69
Std Dev	18.3
Median	B+

#### Not Assessed:

Male	n	1
	%	1
Female	n	4
	%	3
All	n	5
	%	3

#### Total Enrolments incl. Not Assessed:

Male	n	71
Female	n	120
All	n	191



The Victorian Curriculum and Assessment Authority provides high quality curriculum, assessment and reporting that enables individual lifelong learning.

## Renaissance Italy

### Graded Assessment 2 COURSEWORK UNIT 4 2014

Table of Grade Distributions: male, female and all students assessed

Grade	UG	E	E+	D	D+	C	C+	B	B+	A	A+	Total	
Male	n	0	0	1	1	2	5	9	13	12	10	14	67
	%	0	0	1	1	3	7	13	19	18	15	21	100
Female	n	0	0	0	1	2	7	16	18	23	27	15	109
	%	0	0	0	1	2	6	15	17	21	25	14	100
All	n	0	0	1	2	4	12	25	31	35	37	29	176
	%	0	0	1	1	2	7	14	18	20	21	16	100
Cumul	n	0	0	1	3	7	19	44	75	110	147	176	
	%	0	0	1	2	4	11	25	43	63	84	100	
Score Ranges	0-9	10-19	20-22	23-25	26-31	32-45	46-59	60-68	69-79	80-90	91-100	Max 100	

#### Summary Statistics:

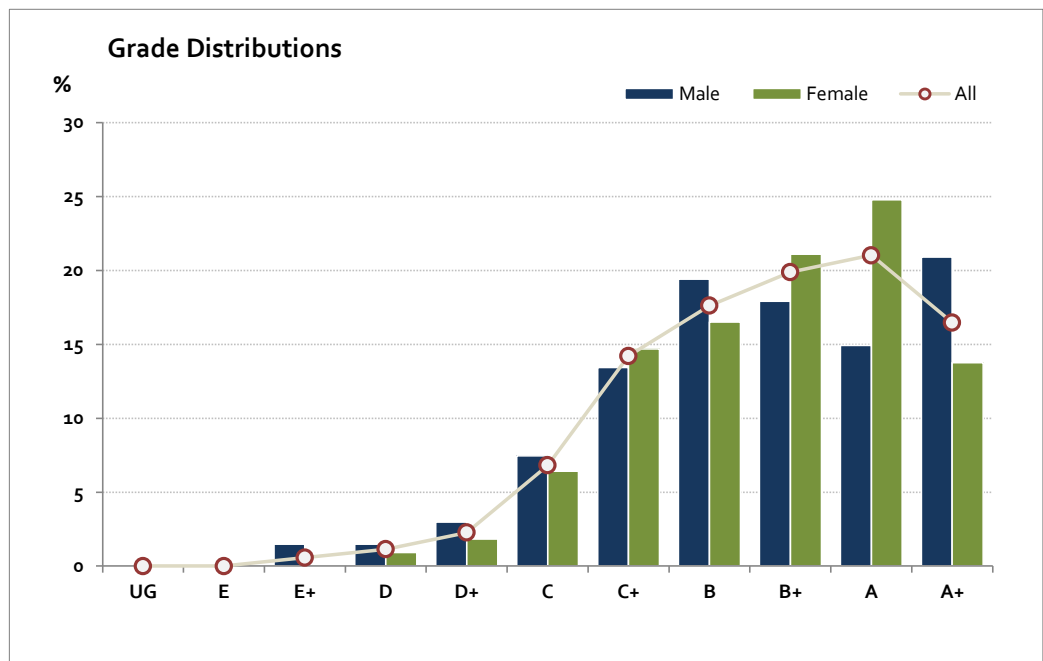
Mean	70.3
Std Dev	18.8
Median	B+

#### Not Assessed:

Male	n	4
	%	6
Female	n	11
	%	9
All	n	15
	%	8

#### Total Enrolments incl. Not Assessed:

Male	n	71
Female	n	120
All	n	191



The Victorian Curriculum and Assessment Authority provides high quality curriculum, assessment and reporting that enables individual lifelong learning.

## Renaissance Italy

### Graded Assessment 3 WRITTEN EXAMINATION 2014

Table of Grade Distributions: male, female and all students assessed

Grade	UG	E	E+	D	D+	C	C+	B	B+	A	A+	Total	
Male	n	0	1	0	1	3	7	8	10	10	14	12	66
	%	0	2	0	2	5	11	12	15	15	21	18	100
Female	n	1	1	1	2	2	10	16	16	25	22	12	108
	%	1	1	1	2	2	9	15	15	23	20	11	100
All	n	1	2	1	3	5	17	24	26	35	36	24	174
	%	1	1	1	2	3	10	14	15	20	21	14	100
Cumul	n	1	3	4	7	12	29	53	79	114	150	174	
	%	1	2	2	4	7	17	30	45	66	86	100	
Score Ranges	0-6	7-11	12-13	14-22	23-29	30-49	50-67	68-83	84-100	101-123	124-160	Max 160	

#### Summary Statistics:

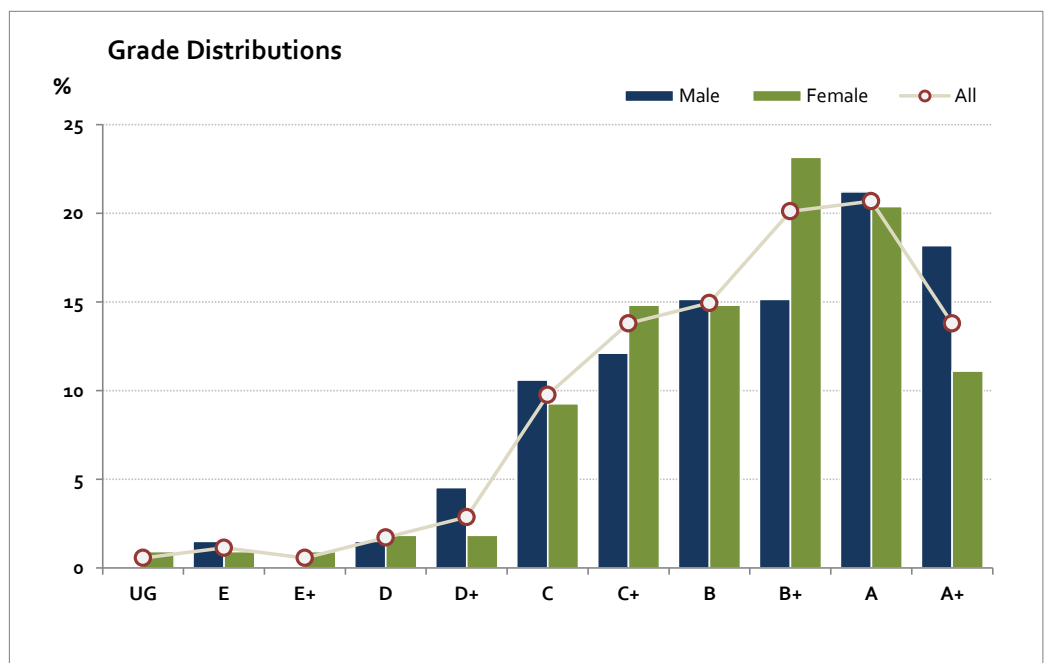
Mean	83.9
Std Dev	33.8
Median	B+

#### Not Assessed:

Male	n	5
	%	7
Female	n	12
	%	10
All	n	17
	%	9

#### Total Enrolments incl. Not Assessed:

Male	n	71
Female	n	120
All	n	191



The Victorian Curriculum and Assessment Authority provides high quality curriculum, assessment and reporting that enables individual lifelong learning.