

Theatre Studies

Graded Assessment 1 COURSEWORK UNIT 3/4

2014

Table of Grade Distributions: male, female and all students assessed

Grade	UG	E	E+	D	D+	C	C+	B	B+	A	A+	Total	
Male	n	2	0	3	4	30	58	48	62	65	55	44	371
	%	1	0	1	1	8	16	13	17	18	15	12	100
Female	n	2	3	1	6	23	44	89	90	121	157	146	682
	%	0	0	0	1	3	6	13	13	18	23	21	100
All	n	4	3	4	10	53	102	137	152	186	212	190	1,053
	%	0	0	0	1	5	10	13	14	18	20	18	100
Cumul	n	4	7	11	21	74	176	313	465	651	863	1,053	
	%	0	1	1	2	7	17	30	44	62	82	100	
Score Ranges	0-9	10-21	22-32	33-46	47-69	70-89	90-102	103-110	111-121	122-134	135-150	Max 150	

Summary Statistics:

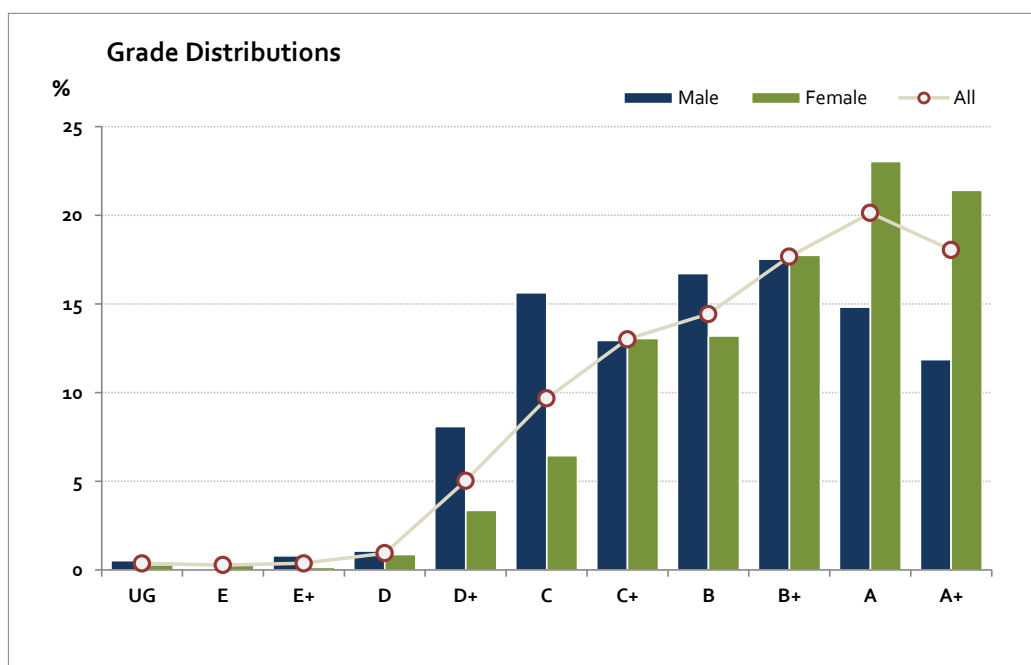
Mean	111.4
Std Dev	25.7
Median	B+

Not Assessed:

Male	n	15
	%	4
Female	n	25
	%	4
All	n	40
	%	4

Total Enrolments incl. Not Assessed:

Male	n	386
Female	n	707
All	n	1,093



The Victorian Curriculum and Assessment Authority provides high quality curriculum, assessment and reporting that enables individual lifelong learning.

Theatre Studies

Graded Assessment 2 STAGECRAFT EXAMINATION 2014

Table of Grade Distributions: male, female and all students assessed

Grade	UG	E	E+	D	D+	C	C+	B	B+	A	A+	Total	
Male	n	0	2	17	31	47	55	50	35	31	27	335	
	%	0	1	5	9	12	14	16	15	10	9	8	100
Female	n	0	2	28	44	73	80	111	94	85	71	53	641
	%	0	0	4	7	11	12	17	15	13	11	8	100
All	n	0	4	45	75	113	127	166	144	120	102	80	976
	%	0	0	5	8	12	13	17	15	12	10	8	100
Cumul	n	0	4	49	124	237	364	530	674	794	896	976	
	%	0	0	5	13	24	37	54	69	81	92	100	
Score Ranges	0-29	30-64	65-127	128-156	157-179	180-197	198-215	216-233	234-250	251-276	277-300	Max 300	

Summary Statistics:

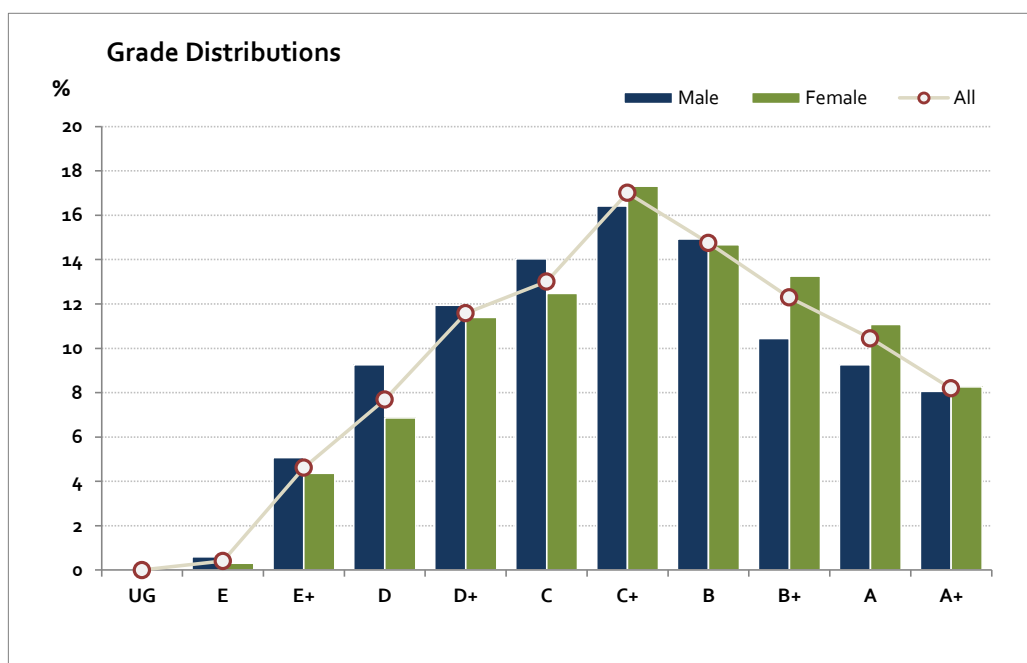
Mean	209.2
Std Dev	47.3
Median	C+

Not Assessed:

Male	n	51
	%	13
Female	n	66
	%	9
All	n	117
	%	11

Total Enrolments incl. Not Assessed:

Male	n	386
Female	n	707
All	n	1,093



The Victorian Curriculum and Assessment Authority provides high quality curriculum, assessment and reporting that enables individual lifelong learning.

Theatre Studies

Graded Assessment 3 WRITTEN EXAMINATION 2014

Table of Grade Distributions: male, female and all students assessed

Grade	UG	E	E+	D	D+	C	C+	B	B+	A	A+	Total	
Male	n	0	5	27	37	41	51	58	47	26	27	18	337
	%	0	1	8	11	12	15	17	14	8	8	5	100
Female	n	2	4	16	43	67	86	101	95	81	77	66	638
	%	0	1	3	7	11	13	16	15	13	12	10	100
All	n	2	9	43	80	108	137	159	142	107	104	84	975
	%	0	1	4	8	11	14	16	15	11	11	9	100
Cumul	n	2	11	54	134	242	379	538	680	787	891	975	
	%	0	1	6	14	25	39	55	70	81	91	100	
Score Ranges	0-10	11-20	21-34	35-43	44-50	51-56	57-63	64-69	70-75	76-82	83-100	Max 100	

Summary Statistics:

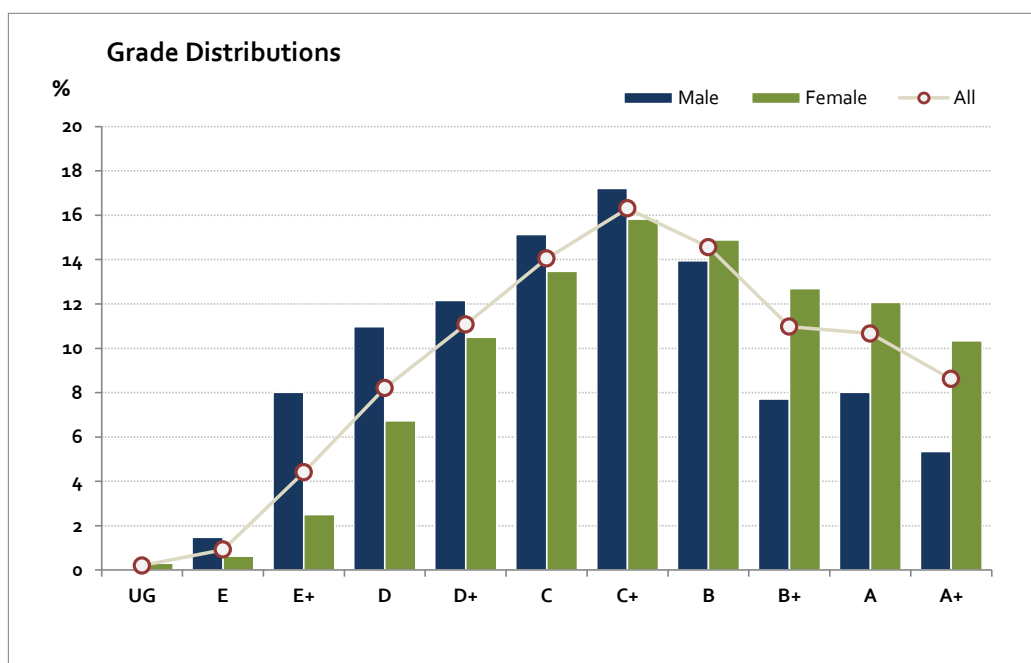
Mean	60.9
Std Dev	15.9
Median	C+

Not Assessed:

Male	n	49
	%	13
Female	n	69
	%	10
All	n	118
	%	11

Total Enrolments incl. Not Assessed:

Male	n	386
Female	n	707
All	n	1,093



The Victorian Curriculum and Assessment Authority provides high quality curriculum, assessment and reporting that enables individual lifelong learning.