

## LOTE Arabic

### Graded Assessment 1 COURSEWORK UNIT 3

2015

Table of Grade Distributions: male, female and all students assessed

Grade	UG	E	E+	D	D+	C	C+	B	B+	A	A+	Total	
Male	n	0	0	0	2	1	7	12	9	7	21	7	66
	%	0.0	0.0	0.0	3.0	1.5	10.6	18.2	13.6	10.6	31.8	10.6	100.0
Female	n	0	0	0	0	2	9	6	13	22	17	17	86
	%	0.0	0.0	0.0	0.0	2.3	10.5	7.0	15.1	25.6	19.8	19.8	100.0
All	n	0	0	0	2	3	16	18	22	29	38	24	152
	%	0.0	0.0	0.0	1.3	2.0	10.5	11.8	14.5	19.1	25.0	15.8	100.0
Cumul	n	0	0	0	2	5	21	39	61	90	128	152	
	%	0.0	0.0	0.0	1.3	3.3	13.8	25.7	40.1	59.2	84.2	100.0	
Score Ranges		0-4	5-9	10-14	15-19	20-25	26-32	33-36	37-39	40-42	43-46	47-50	Max 50

#### Summary Statistics:

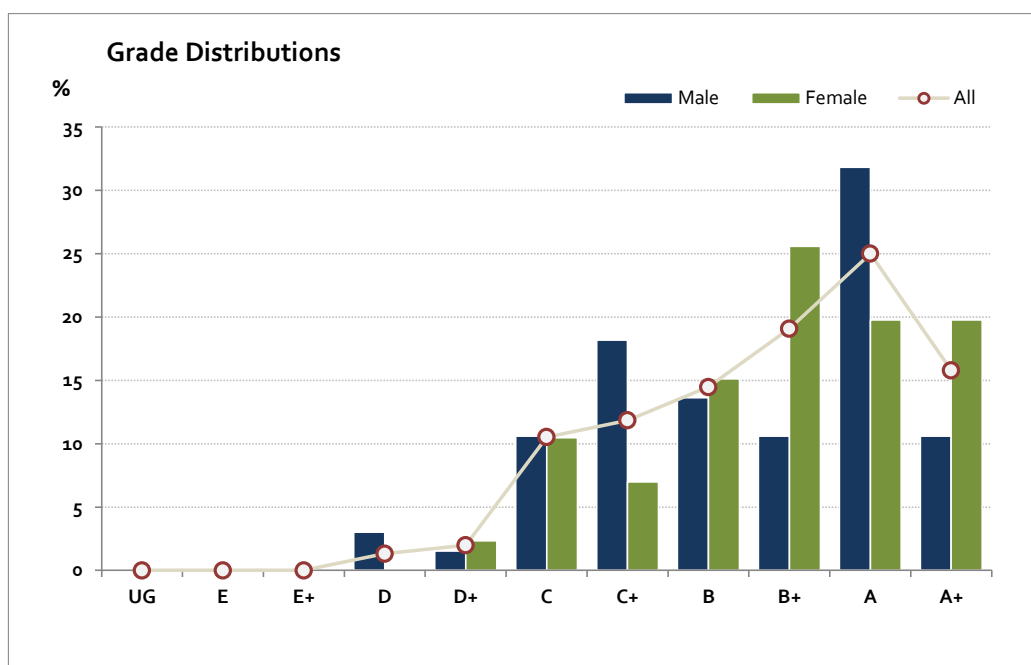
Mean	39.9
Std Dev	7.1
Median	B+

#### Not Assessed:

Male	n	2
	%	3
Female	n	8
	%	9
All	n	10
	%	6

#### Total Enrolments incl. Not Assessed:

Male	n	68
Female	n	94
All	n	162



The Victorian Curriculum and Assessment Authority provides high quality curriculum, assessment and reporting that enables individual lifelong learning.

## LOTE Arabic

### Graded Assessment 2 COURSEWORK UNIT 4

2015

Table of Grade Distributions: male, female and all students assessed

Grade	UG	E	E+	D	D+	C	C+	B	B+	A	A+	Total
<b>Male</b>												
n	0	0	0	0	2	2	10	13	6	17	9	59
%	0.0	0.0	0.0	0.0	3.4	3.4	16.9	22.0	10.2	28.8	15.3	100.0
<b>Female</b>												
n	0	0	0	0	0	7	10	14	29	11	12	83
%	0.0	0.0	0.0	0.0	0.0	8.4	12.0	16.9	34.9	13.3	14.5	100.0
<b>All</b>												
n	0	0	0	0	2	9	20	27	35	28	21	142
%	0.0	0.0	0.0	0.0	1.4	6.3	14.1	19.0	24.6	19.7	14.8	100.0
<b>Cumul</b>												
n	0	0	0	0	2	11	31	58	93	121	142	
%	0.0	0.0	0.0	0.0	1.4	7.7	21.8	40.8	65.5	85.2	100.0	
<b>Score Ranges</b>	0-4	5-9	10-14	15-19	20-24	25-28	29-35	36-40	41-44	45-47	48-50	Max 50

#### Summary Statistics:

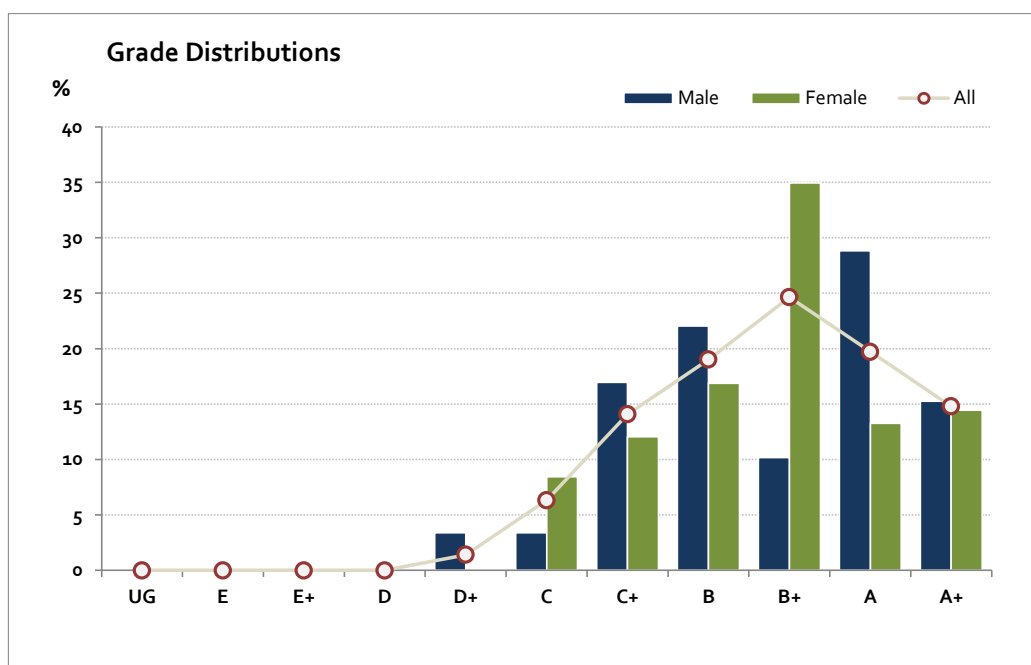
Mean	40.7
Std Dev	6.9
Median	B+

#### Not Assessed:

Male	n	9
	%	13
Female	n	11
	%	12
All	n	20
	%	12

#### Total Enrolments incl. Not Assessed:

Male	n	68
Female	n	94
All	n	162



The Victorian Curriculum and Assessment Authority provides high quality curriculum, assessment and reporting that enables individual lifelong learning.

## LOTE Arabic

### Graded Assessment 3 ORAL AND WRITTEN EXAMINATION 2015

Table of Grade Distributions: male, female and all students assessed

Grade	UG	E	E+	D	D+	C	C+	B	B+	A	A+	Total	
Male	n	0	1	0	1	4	7	7	9	16	8	4	57
	%	0.0	1.8	0.0	1.8	7.0	12.3	12.3	15.8	28.1	14.0	7.0	100.0
Female	n	0	0	0	2	5	8	15	20	12	13	8	83
	%	0.0	0.0	0.0	2.4	6.0	9.6	18.1	24.1	14.5	15.7	9.6	100.0
All	n	0	1	0	3	9	15	22	29	28	21	12	140
	%	0.0	0.7	0.0	2.1	6.4	10.7	15.7	20.7	20.0	15.0	8.6	100.0
Cumul	n	0	1	1	4	13	28	50	79	107	128	140	
	%	0.0	0.7	0.7	2.9	9.3	20.0	35.7	56.4	76.4	91.4	100.0	
Score Ranges		0-43	44-79	80-125	126-133	134-160	161-214	215-254	255-291	292-321	322-339	340-400	Max 400

#### Summary Statistics:

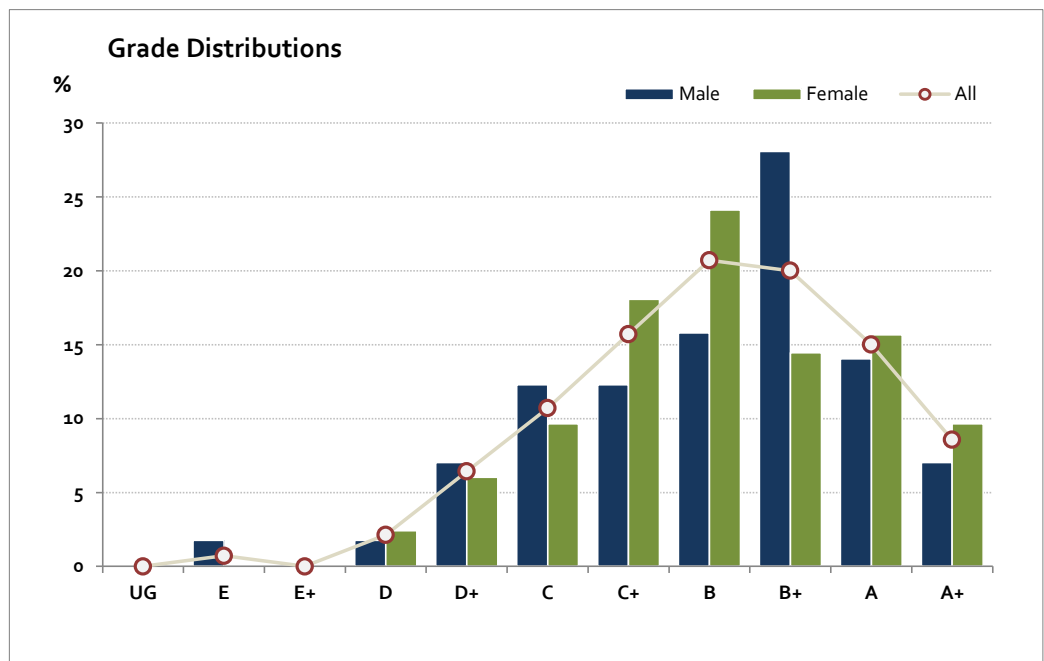
Mean	268.4
Std Dev	64.9
Median	B

#### Not Assessed:

Male	n	11
	%	16
Female	n	11
	%	12
All	n	22
	%	14

#### Total Enrolments incl. Not Assessed:

Male	n	68
Female	n	94
All	n	162



The Victorian Curriculum and Assessment Authority provides high quality curriculum, assessment and reporting that enables individual lifelong learning.