

LOTE Chinese Second Language

Graded Assessment 1 COURSEWORK UNIT 3

2015

Table of Grade Distributions: male, female and all students assessed

Grade	UG	E	E+	D	D+	C	C+	B	B+	A	A+	Total	
Male	n	0	0	1	7	12	25	48	85	95	79	42	394
	%	0.0	0.0	0.3	1.8	3.0	6.3	12.2	21.6	24.1	20.1	10.7	100.0
Female	n	0	0	1	8	9	19	46	61	90	136	90	460
	%	0.0	0.0	0.2	1.7	2.0	4.1	10.0	13.3	19.6	29.6	19.6	100.0
All	n	0	0	2	15	21	44	94	146	185	215	132	854
	%	0.0	0.0	0.2	1.8	2.5	5.2	11.0	17.1	21.7	25.2	15.5	100.0
Cumul	n	0	0	2	17	38	82	176	322	507	722	854	
	%	0.0	0.0	0.2	2.0	4.4	9.6	20.6	37.7	59.4	84.5	100.0	
Score Ranges		0-2	3-4	5-9	10-23	24-27	28-32	33-36	37-40	41-43	44-46	47-50	Max 50

Summary Statistics:

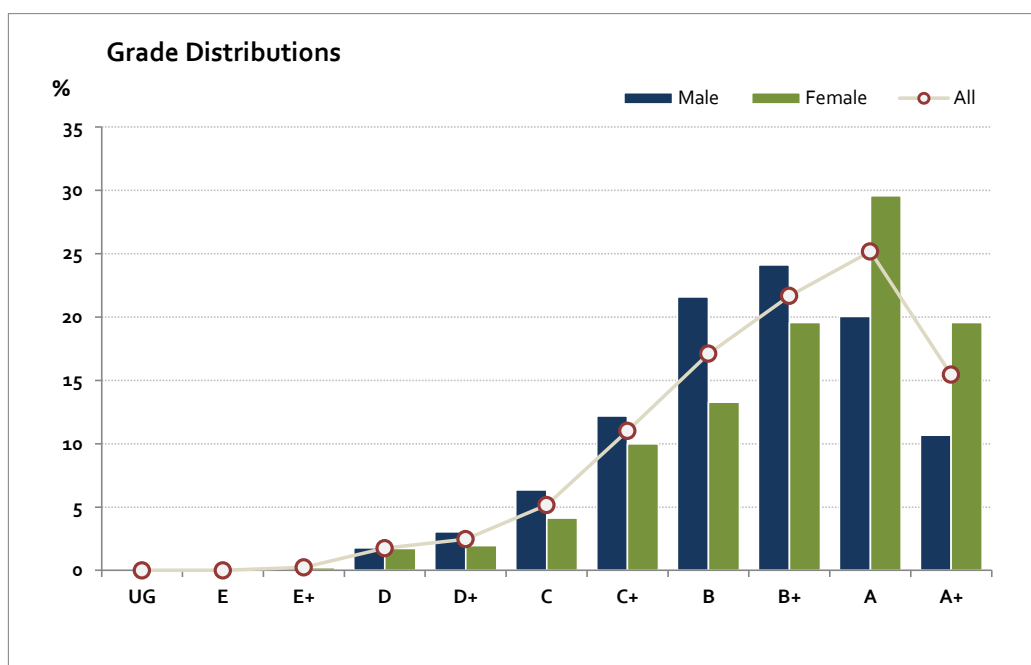
Mean	40.8
Std Dev	6.4
Median	B+

Not Assessed:

Male	n	1
	%	0
Female	n	2
	%	0
All	n	3
	%	0

Total Enrolments incl. Not Assessed:

Male	n	395
Female	n	462
All	n	857



The Victorian Curriculum and Assessment Authority provides high quality curriculum, assessment and reporting that enables individual lifelong learning.

LOTE Chinese Second Language

Graded Assessment 2 COURSEWORK UNIT 4 2015

Table of Grade Distributions: male, female and all students assessed

Grade	UG	E	E+	D	D+	C	C+	B	B+	A	A+	Total
Male												
n	0	0	0	0	4	6	60	66	118	93	43	390
%	0.0	0.0	0.0	0.0	1.0	1.5	15.4	16.9	30.3	23.8	11.0	100.0
Female												
n	0	0	0	2	1	9	38	61	115	136	95	457
%	0.0	0.0	0.0	0.4	0.2	2.0	8.3	13.3	25.2	29.8	20.8	100.0
All												
n	0	0	0	2	5	15	98	127	233	229	138	847
%	0.0	0.0	0.0	0.2	0.6	1.8	11.6	15.0	27.5	27.0	16.3	100.0
Cumul												
n	0	0	0	2	7	22	120	247	480	709	847	
%	0.0	0.0	0.0	0.2	0.8	2.6	14.2	29.2	56.7	83.7	100.0	
Score Ranges	0-2	3-4	5-9	10-14	15-19	20-25	26-34	35-39	40-43	44-46	47-50	Max 50

Summary Statistics:

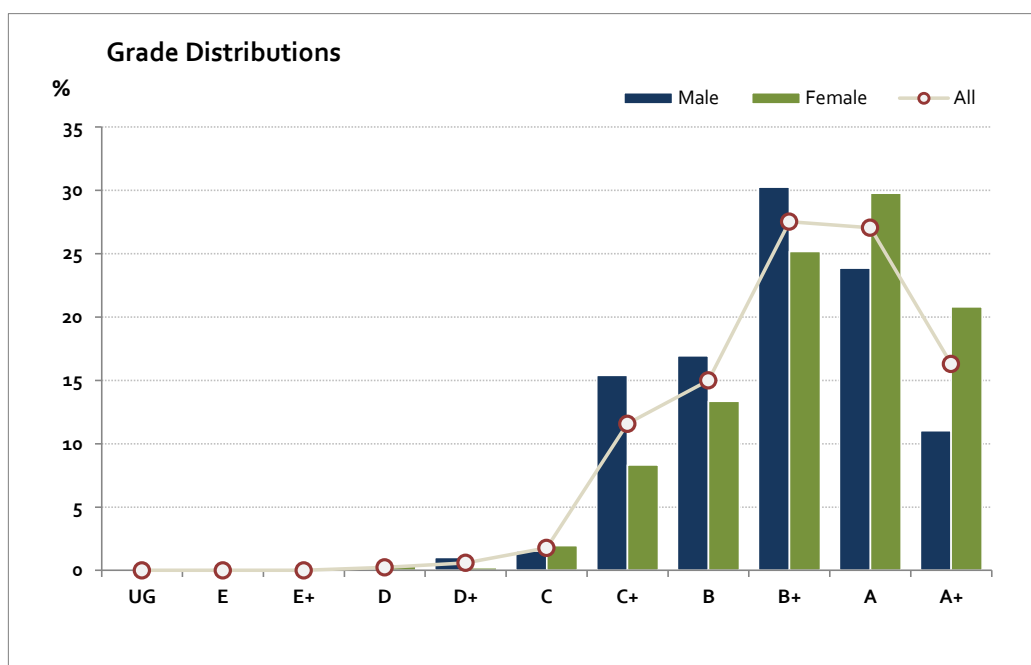
Mean	41.1
Std Dev	6.1
Median	B+

Not Assessed:

Male	n	5
	%	1
Female	n	5
	%	1
All	n	10
	%	1

Total Enrolments incl. Not Assessed:

Male	n	395
Female	n	462
All	n	857



The Victorian Curriculum and Assessment Authority provides high quality curriculum, assessment and reporting that enables individual lifelong learning.

LOTE Chinese Second Language

Graded Assessment 3 ORAL AND WRITTEN EXAMINATION 2015

Table of Grade Distributions: male, female and all students assessed

Grade	UG	E	E+	D	D+	C	C+	B	B+	A	A+	Total	
Male	n	0	0	0	7	23	44	52	79	72	67	44	388
	%	0.0	0.0	0.0	1.8	5.9	11.3	13.4	20.4	18.6	17.3	11.3	100.0
Female	n	0	0	1	9	16	29	56	72	102	96	75	456
	%	0.0	0.0	0.2	2.0	3.5	6.4	12.3	15.8	22.4	21.1	16.4	100.0
All	n	0	0	1	16	39	73	108	151	174	163	119	844
	%	0.0	0.0	0.1	1.9	4.6	8.6	12.8	17.9	20.6	19.3	14.1	100.0
Cumul	n	0	0	1	17	56	129	237	388	562	725	844	
	%	0.0	0.0	0.1	2.0	6.6	15.3	28.1	46.0	66.6	85.9	100.0	
Score Ranges	0-19	20-39	40-67	68-149	150-212	213-251	252-288	289-318	319-341	342-361	362-400	Max 400	

Summary Statistics:

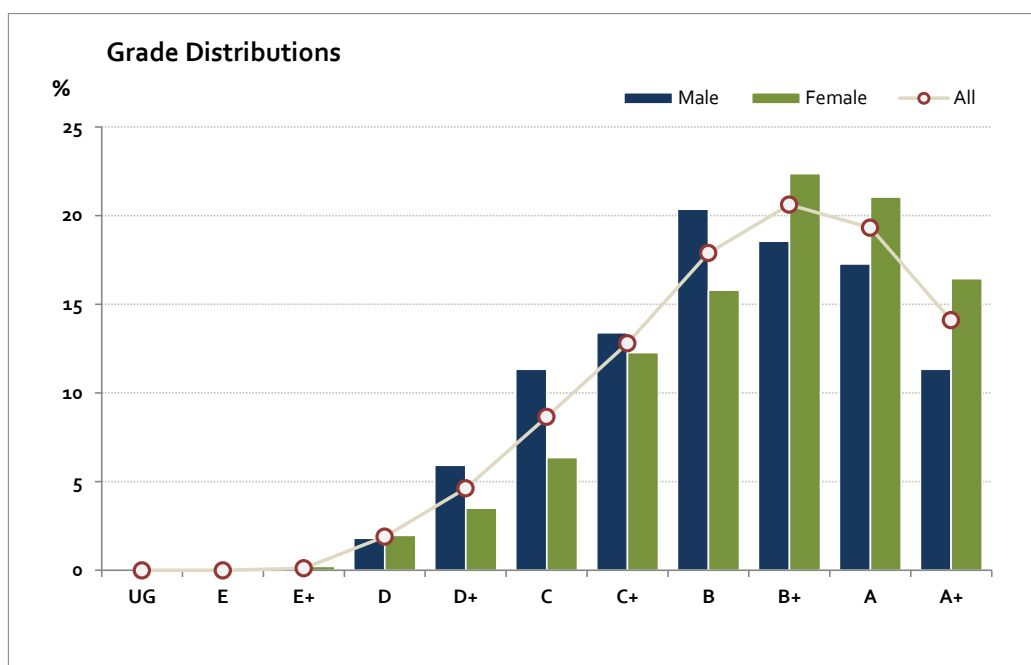
Mean	307.5
Std Dev	56.6
Median	B+

Not Assessed:

Male	n	7
	%	2
Female	n	6
	%	1
All	n	13
	%	2

Total Enrolments incl. Not Assessed:

Male	n	395
Female	n	462
All	n	857



The Victorian Curriculum and Assessment Authority provides high quality curriculum, assessment and reporting that enables individual lifelong learning.