

LOTE Indonesian Second Language

Graded Assessment 1 COURSEWORK UNIT 3

2015

Table of Grade Distributions: male, female and all students assessed

Grade	UG	E	E+	D	D+	C	C+	B	B+	A	A+	Total	
Male	n	0	0	0	0	9	34	44	51	33	37	208	
	%	0.0	0.0	0.0	0.0	4.3	16.3	21.2	24.5	15.9	17.8	100.0	
Female	n	0	0	0	0	17	38	72	92	95	37	351	
	%	0.0	0.0	0.0	0.0	4.8	10.8	20.5	26.2	27.1	10.5	100.0	
All	n	0	0	0	0	26	72	116	143	128	74	559	
	%	0.0	0.0	0.0	0.0	4.7	12.9	20.8	25.6	22.9	13.2	100.0	
Cumul	n	0	0	0	0	26	98	214	357	485	559		
	%	0.0	0.0	0.0	0.0	4.7	17.5	38.3	63.9	86.8	100.0		
Score Ranges		0-4	5-9	10-14	15-19	20-21	22-28	29-32	33-36	37-40	41-45	46-50	Max 50

Summary Statistics:

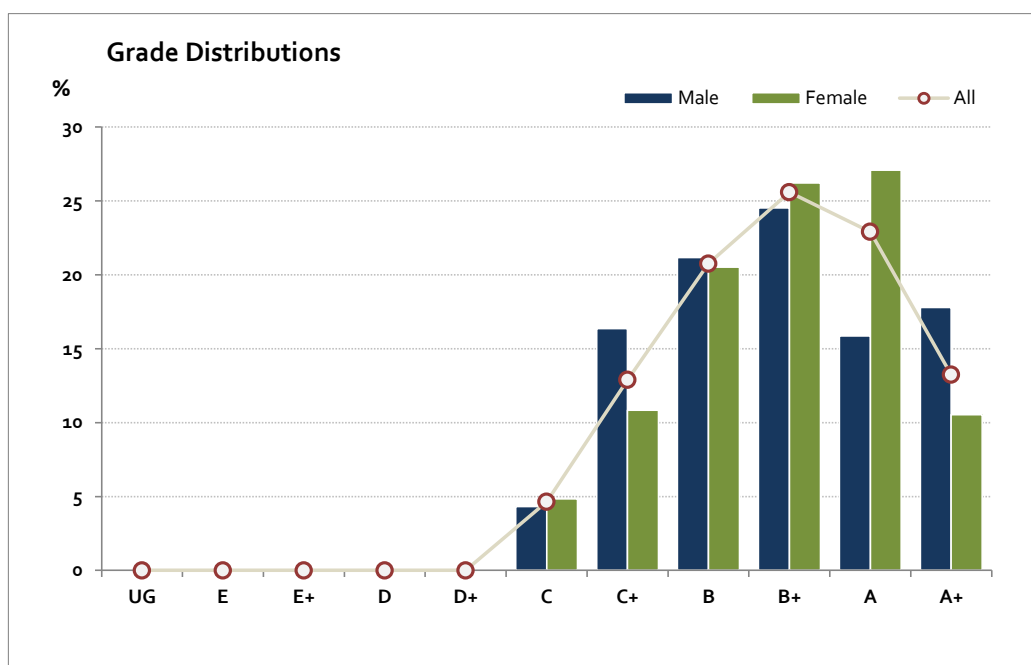
Mean	38.4
Std Dev	6
Median	B+

Not Assessed:

Male	n	7
	%	3
Female	n	1
	%	0
All	n	8
	%	1

Total Enrolments incl. Not Assessed:

Male	n	215
Female	n	352
All	n	567



The Victorian Curriculum and Assessment Authority provides high quality curriculum, assessment and reporting that enables individual lifelong learning.

LOTE Indonesian Second Language

Graded Assessment 2 COURSEWORK UNIT 4 2015

Table of Grade Distributions: male, female and all students assessed

Grade	UG	E	E+	D	D+	C	C+	B	B+	A	A+	Total
Male												
n	0	0	0	0	0	16	30	31	53	38	36	204
%	0.0	0.0	0.0	0.0	0.0	7.8	14.7	15.2	26.0	18.6	17.6	100.0
Female												
n	0	1	1	1	6	16	35	61	93	85	52	351
%	0.0	0.3	0.3	0.3	1.7	4.6	10.0	17.4	26.5	24.2	14.8	100.0
All												
n	0	1	1	1	6	32	65	92	146	123	88	555
%	0.0	0.2	0.2	0.2	1.1	5.8	11.7	16.6	26.3	22.2	15.9	100.0
Cumul												
n	0	1	2	3	9	41	106	198	344	467	555	
%	0.0	0.2	0.4	0.5	1.6	7.4	19.1	35.7	62.0	84.1	100.0	
Score Ranges	0-4	5-10	11-14	15-19	20-22	23-29	30-32	33-35	36-40	41-45	46-50	Max 50

Summary Statistics:

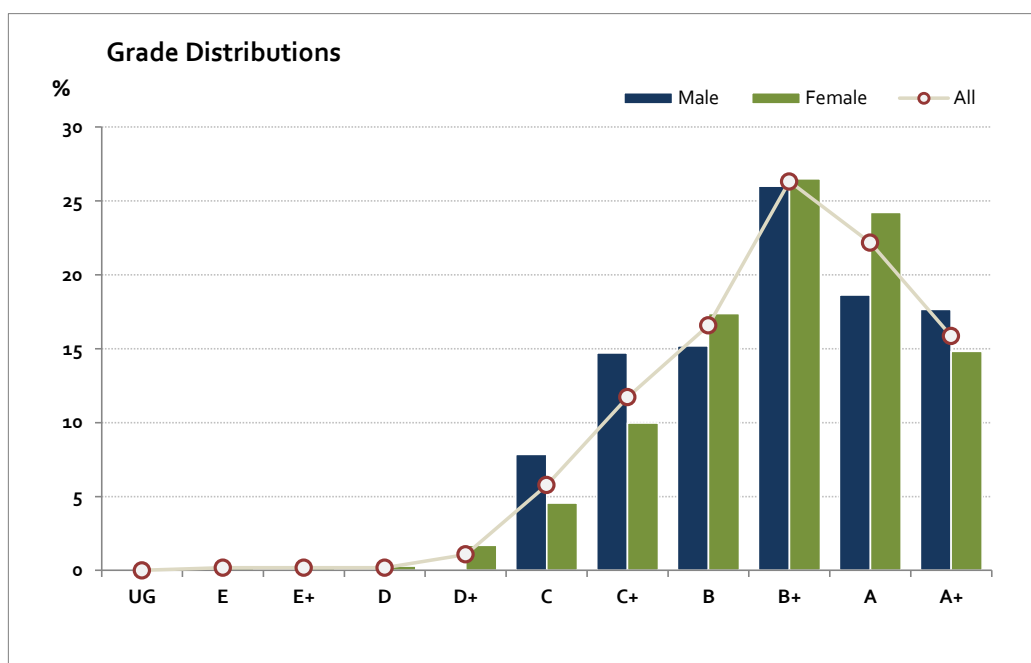
Mean	38.3
Std Dev	6.7
Median	B+

Not Assessed:

Male	n	11
	%	5
Female	n	1
	%	0
All	n	12
	%	2

Total Enrolments incl. Not Assessed:

Male	n	215
Female	n	352
All	n	567



The Victorian Curriculum and Assessment Authority provides high quality curriculum, assessment and reporting that enables individual lifelong learning.

LOTE Indonesian Second Language

Graded Assessment 3 ORAL AND WRITTEN EXAMINATION 2015

Table of Grade Distributions: male, female and all students assessed

Grade	UG	E	E+	D	D+	C	C+	B	B+	A	A+	Total	
Male	n	0	0	1	3	3	19	26	43	42	39	28	204
	%	0.0	0.0	0.5	1.5	1.5	9.3	12.7	21.1	20.6	19.1	13.7	100.0
Female	n	0	0	1	3	9	16	47	69	91	81	32	349
	%	0.0	0.0	0.3	0.9	2.6	4.6	13.5	19.8	26.1	23.2	9.2	100.0
All	n	0	0	2	6	12	35	73	112	133	120	60	553
	%	0.0	0.0	0.4	1.1	2.2	6.3	13.2	20.3	24.1	21.7	10.8	100.0
Cumul	n	0	0	2	8	20	55	128	240	373	493	553	
	%	0.0	0.0	0.4	1.4	3.6	9.9	23.1	43.4	67.5	89.2	100.0	
Score Ranges	0-31	32-52	53-60	61-79	80-103	104-127	128-157	158-195	196-239	240-294	295-400	Max 400	

Summary Statistics:

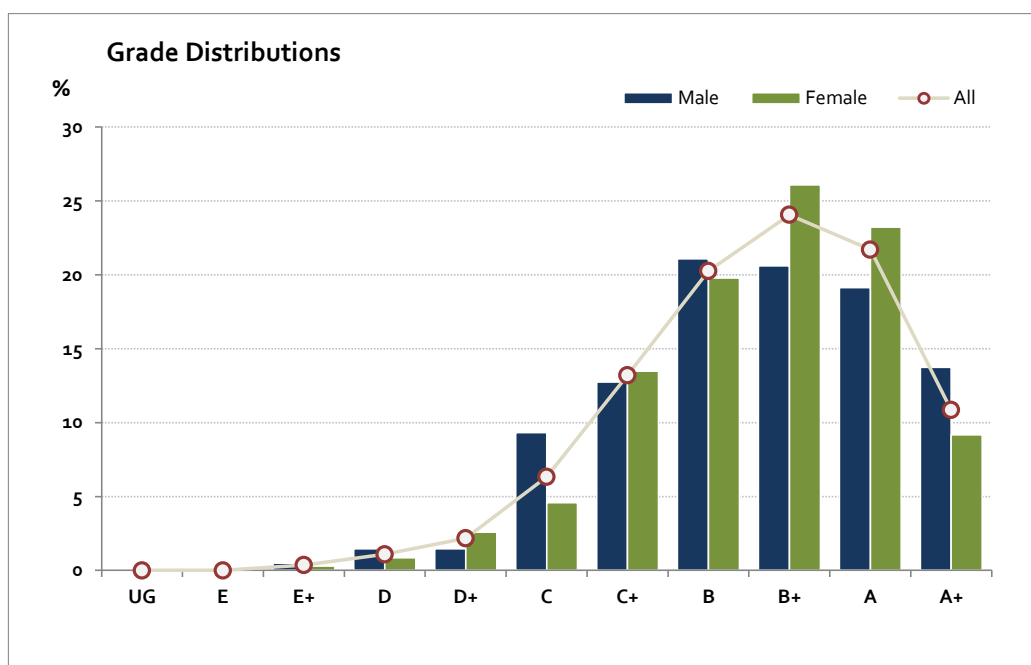
Mean	209.4
Std Dev	63.9
Median	B+

Not Assessed:

Male	n	11
	%	5
Female	n	3
	%	1
All	n	14
	%	2

Total Enrolments incl. Not Assessed:

Male	n	215
Female	n	352
All	n	567



The Victorian Curriculum and Assessment Authority provides high quality curriculum, assessment and reporting that enables individual lifelong learning.