

LOTE Japanese Second Language

Graded Assessment 1 COURSEWORK UNIT 3

2015

Table of Grade Distributions: male, female and all students assessed

Grade	UG	E	E+	D	D+	C	C+	B	B+	A	A+	Total
Male	n	0	0	11	30	40	44	57	96	93	65	436
	%	0.0	0.0	2.5	6.9	9.2	10.1	13.1	22.0	21.3	14.9	100.0
Female	n	1	0	12	31	73	93	113	108	128	108	667
	%	0.1	0.0	1.8	4.6	10.9	13.9	16.9	16.2	19.2	16.2	100.0
All	n	1	0	23	61	113	137	170	204	221	173	1,103
	%	0.1	0.0	2.1	5.5	10.2	12.4	15.4	18.5	20.0	15.7	100.0
Cumul	n	1	1	1	24	85	198	335	505	709	930	1,103
	%	0.1	0.1	0.1	2.2	7.7	18.0	30.4	45.8	64.3	84.3	100.0
Score Ranges	0-2	3-4	5-9	10-23	24-28	29-31	32-34	35-37	38-41	42-46	47-50	Max 50

Summary Statistics:

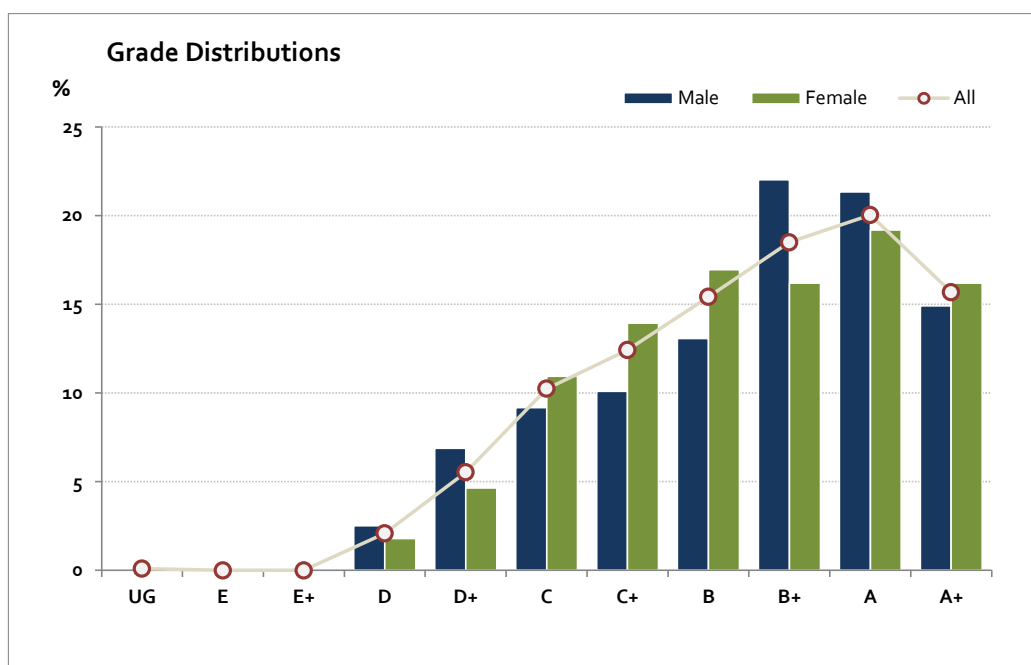
Mean	38.3
Std Dev	7.2
Median	B+

Not Assessed:

Male	n	4
	%	1
Female	n	6
	%	1
All	n	10
	%	1

Total Enrolments incl. Not Assessed:

Male	n	440
Female	n	673
All	n	1,113



The Victorian Curriculum and Assessment Authority provides high quality curriculum, assessment and reporting that enables individual lifelong learning.

LOTE Japanese Second Language

Graded Assessment 2 COURSEWORK UNIT 4 2015

Table of Grade Distributions: male, female and all students assessed

Grade	UG	E	E+	D	D+	C	C+	B	B+	A	A+	Total	
Male	n	0	0	0	4	12	29	52	62	111	92	63	425
	%	0.0	0.0	0.0	0.9	2.8	6.8	12.2	14.6	26.1	21.6	14.8	100.0
Female	n	1	0	0	6	20	36	103	125	136	128	105	660
	%	0.2	0.0	0.0	0.9	3.0	5.5	15.6	18.9	20.6	19.4	15.9	100.0
All	n	1	0	0	10	32	65	155	187	247	220	168	1,085
	%	0.1	0.0	0.0	0.9	2.9	6.0	14.3	17.2	22.8	20.3	15.5	100.0
Cumul	n	1	1	1	11	43	108	263	450	697	917	1,085	
	%	0.1	0.1	0.1	1.0	4.0	10.0	24.2	41.5	64.2	84.5	100.0	
Score Ranges	0-2	3-4	5-12	13-21	22-25	26-29	30-33	34-37	38-42	43-47	48-50	Max 50	

Summary Statistics:

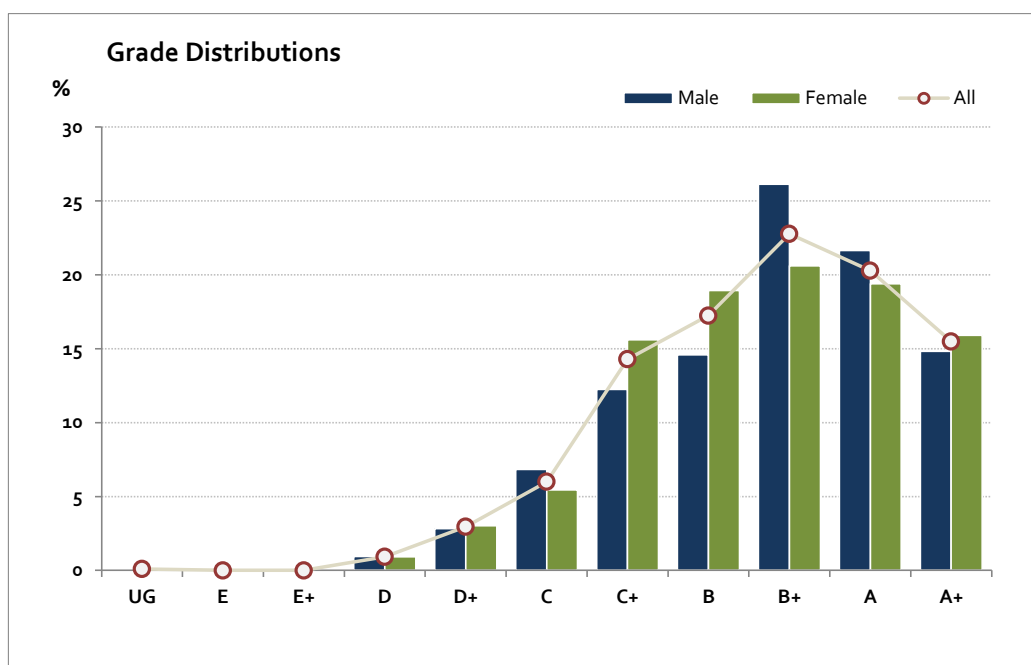
Mean	39
Std Dev	7.4
Median	B+

Not Assessed:

Male	n	15
	%	3
Female	n	13
	%	2
All	n	28
	%	3

Total Enrolments incl. Not Assessed:

Male	n	440
Female	n	673
All	n	1,113



The Victorian Curriculum and Assessment Authority provides high quality curriculum, assessment and reporting that enables individual lifelong learning.

LOTE Japanese Second Language

Graded Assessment 3 ORAL AND WRITTEN EXAMINATION 2015

Table of Grade Distributions: male, female and all students assessed

Grade	UG	E	E+	D	D+	C	C+	B	B+	A	A+	Total	
Male	n	1	1	0	12	11	25	41	70	110	105	49	425
	%	0.2	0.2	0.0	2.8	2.6	5.9	9.6	16.5	25.9	24.7	11.5	100.0
Female	n	0	2	2	19	22	48	91	96	156	124	96	656
	%	0.0	0.3	0.3	2.9	3.4	7.3	13.9	14.6	23.8	18.9	14.6	100.0
All	n	1	3	2	31	33	73	132	166	266	229	145	1,081
	%	0.1	0.3	0.2	2.9	3.1	6.8	12.2	15.4	24.6	21.2	13.4	100.0
Cumul	n	1	4	6	37	70	143	275	441	707	936	1,081	
	%	0.1	0.4	0.6	3.4	6.5	13.2	25.4	40.8	65.4	86.6	100.0	
Score Ranges	0-33	34-50	51-64	65-89	90-116	117-144	145-177	178-220	221-283	284-346	347-400	Max 400	

Summary Statistics:

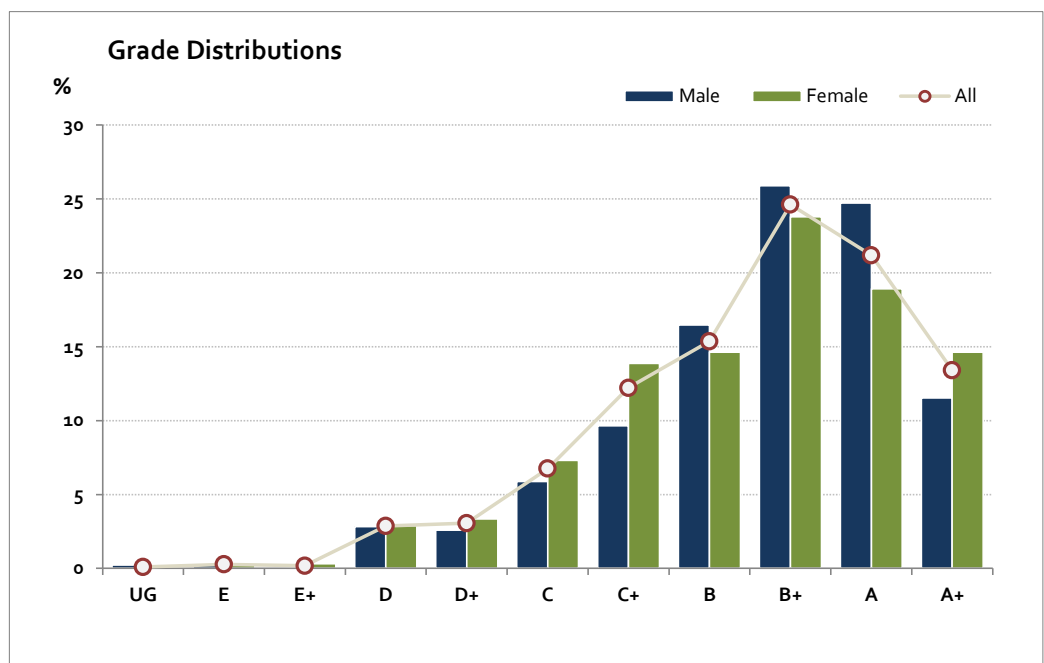
Mean	242.6
Std Dev	84.1
Median	B+

Not Assessed:

Male	n	15
	%	3
Female	n	17
	%	3
All	n	32
	%	3

Total Enrolments incl. Not Assessed:

Male	n	440
Female	n	673
All	n	1,113



The Victorian Curriculum and Assessment Authority provides high quality curriculum, assessment and reporting that enables individual lifelong learning.