

LOTE Latin

Graded Assessment 1 COURSEWORK UNIT 3

2015

Table of Grade Distributions: male, female and all students assessed

Grade		UG	E	E+	D	D+	C	C+	B	B+	A	A+	Total
Male	n	0	0	0	1	0	3	3	27	29	42	25	130
	%	0.0	0.0	0.0	0.8	0.0	2.3	2.3	20.8	22.3	32.3	19.2	100.0
Female	n	0	0	0	0	0	0	1	8	19	16	28	72
	%	0.0	0.0	0.0	0.0	0.0	0.0	1.4	11.1	26.4	22.2	38.9	100.0
All	n	0	0	0	1	0	3	4	35	48	58	53	202
	%	0.0	0.0	0.0	0.5	0.0	1.5	2.0	17.3	23.8	28.7	26.2	100.0
Cumul	n	0	0	0	1	1	4	8	43	91	149	202	
	%	0.0	0.0	0.0	0.5	0.5	2.0	4.0	21.3	45.0	73.8	100.0	
Score Ranges		0-2	3-4	5-9	10-14	15-19	20-24	25-28	29-37	38-41	42-45	46-50	Max 50

Summary Statistics:

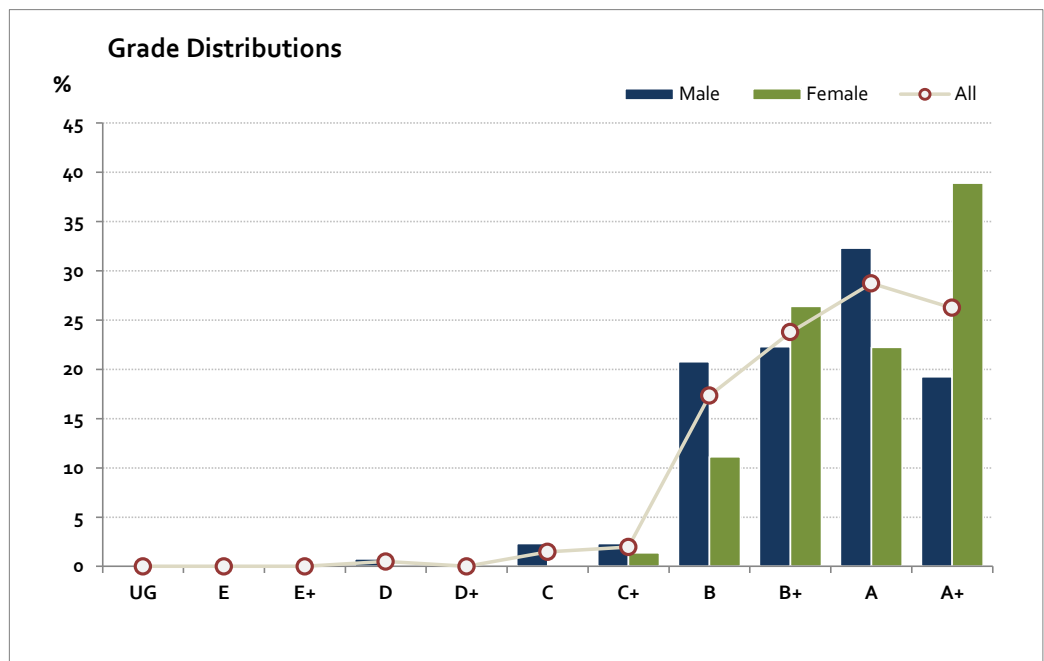
Mean	41.1
Std Dev	6.2
Median	A

Not Assessed:

Male	n	0
	%	0
Female	n	0
	%	0
All	n	0
	%	0

Total Enrolments incl. Not Assessed:

Male	n	130
Female	n	72
All	n	202



The Victorian Curriculum and Assessment Authority provides high quality curriculum, assessment and reporting that enables individual lifelong learning.

LOTE Latin

Graded Assessment 2 COURSEWORK UNIT 4

2015

Table of Grade Distributions: male, female and all students assessed

Grade		UG	E	E+	D	D+	C	C+	B	B+	A	A+	Total
Male	n	0	0	0	1	0	4	7	23	27	39	28	129
	%	0.0	0.0	0.0	0.8	0.0	3.1	5.4	17.8	20.9	30.2	21.7	100.0
Female	n	0	0	0	0	0	2	5	4	16	24	21	72
	%	0.0	0.0	0.0	0.0	0.0	2.8	6.9	5.6	22.2	33.3	29.2	100.0
All	n	0	0	0	1	0	6	12	27	43	63	49	201
	%	0.0	0.0	0.0	0.5	0.0	3.0	6.0	13.4	21.4	31.3	24.4	100.0
Cumul	n	0	0	0	1	1	7	19	46	89	152	201	
	%	0.0	0.0	0.0	0.5	0.5	3.5	9.5	22.9	44.3	75.6	100.0	
Score Ranges		0-2	3-4	5-8	9-14	15-19	20-24	25-29	30-35	36-39	40-44	45-50	Max 50

Summary Statistics:

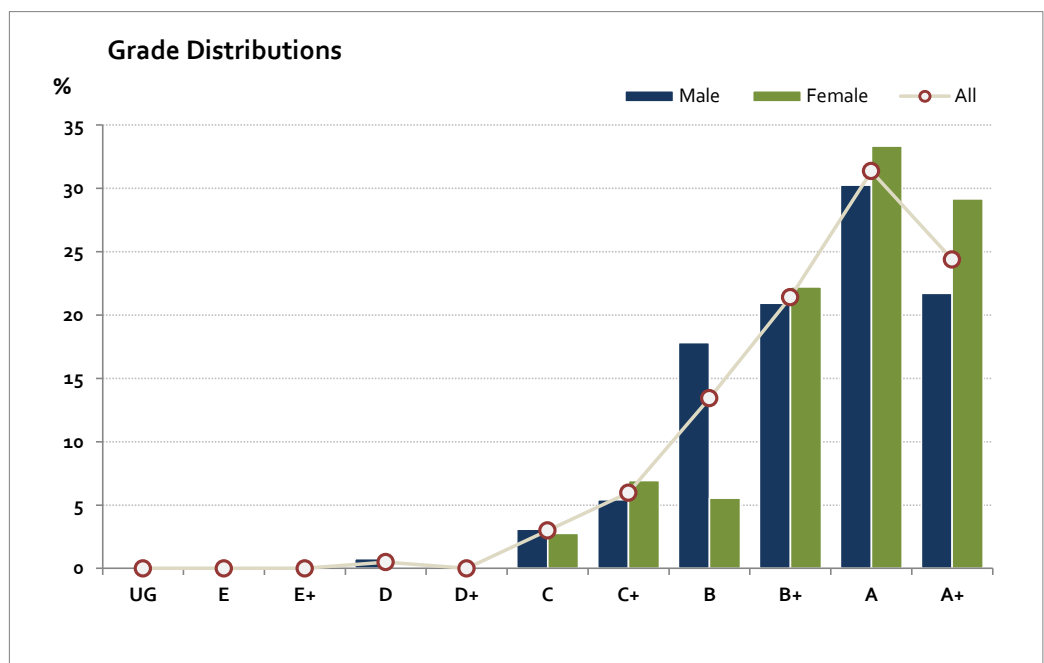
Mean	39.5
Std Dev	6.9
Median	A

Not Assessed:

Male	n	1
	%	1
Female	n	0
	%	0
All	n	1
	%	0

Total Enrolments incl. Not Assessed:

Male	n	130
Female	n	72
All	n	202



The Victorian Curriculum and Assessment Authority provides high quality curriculum, assessment and reporting that enables individual lifelong learning.

LOTE Latin

Graded Assessment 3 WRITTEN EXAMINATION 2015

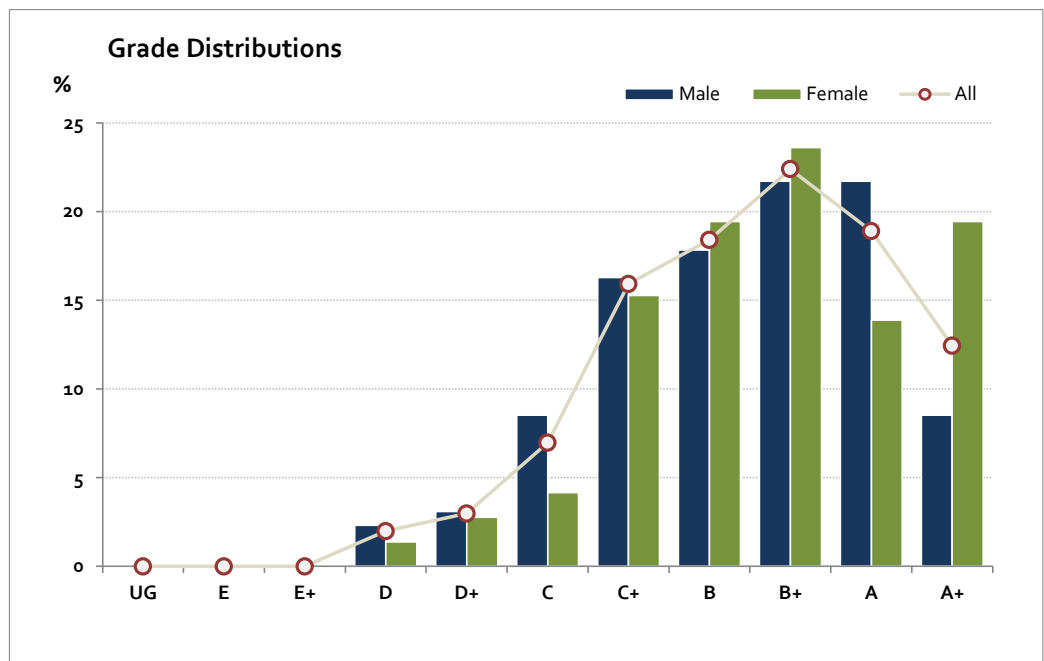
Table of Grade Distributions: male, female and all students assessed

Grade	UG	E	E+	D	D+	C	C+	B	B+	A	A+	Total	
Male	n	0	0	0	3	4	11	21	23	28	28	11	129
	%	0.0	0.0	0.0	2.3	3.1	8.5	16.3	17.8	21.7	21.7	8.5	100.0
Female	n	0	0	0	1	2	3	11	14	17	10	14	72
	%	0.0	0.0	0.0	1.4	2.8	4.2	15.3	19.4	23.6	13.9	19.4	100.0
All	n	0	0	0	4	6	14	32	37	45	38	25	201
	%	0.0	0.0	0.0	2.0	3.0	7.0	15.9	18.4	22.4	18.9	12.4	100.0
Cumul	n	0	0	0	4	10	24	56	93	138	176	201	
	%	0.0	0.0	0.0	2.0	5.0	11.9	27.9	46.3	68.7	87.6	100.0	
Score Ranges		0-9	10-19	20-30	31-46	47-67	68-94	95-120	121-135	136-152	153-166	167-200	Max 200

Summary Statistics:	
Mean	133.6
Std Dev	32.5
Median	B+

Not Assessed:		
Male	n	1
	%	1
Female	n	0
	%	0
All	n	1
	%	0

Total Enrolments incl. Not Assessed:		
Male	n	130
Female	n	72
All	n	202



The Victorian Curriculum and Assessment Authority provides high quality curriculum, assessment and reporting that enables individual lifelong learning.