

LOTE Vietnamese

Graded Assessment 1 COURSEWORK UNIT 3 2015

Table of Grade Distributions: male, female and all students assessed

Grade	UG	E	E+	D	D+	C	C+	B	B+	A	A+	Total
Male												
n	0	0	0	0	1	0	0	25	34	60	31	151
%	0.0	0.0	0.0	0.0	0.7	0.0	0.0	16.6	22.5	39.7	20.5	100.0
Female												
n	0	0	0	0	0	0	0	20	40	81	77	218
%	0.0	0.0	0.0	0.0	0.0	0.0	0.0	9.2	18.3	37.2	35.3	100.0
All												
n	0	0	0	0	1	0	0	45	74	141	108	369
%	0.0	0.0	0.0	0.0	0.3	0.0	0.0	12.2	20.1	38.2	29.3	100.0
Cumul												
n	0	0	0	0	1	1	1	46	120	261	369	
%	0.0	0.0	0.0	0.0	0.3	0.3	0.3	12.5	32.5	70.7	100.0	
Score Ranges	0-2	3-4	5-9	10-14	15-19	20-24	25-29	30-39	40-43	44-47	48-50	Max 50

Summary Statistics:

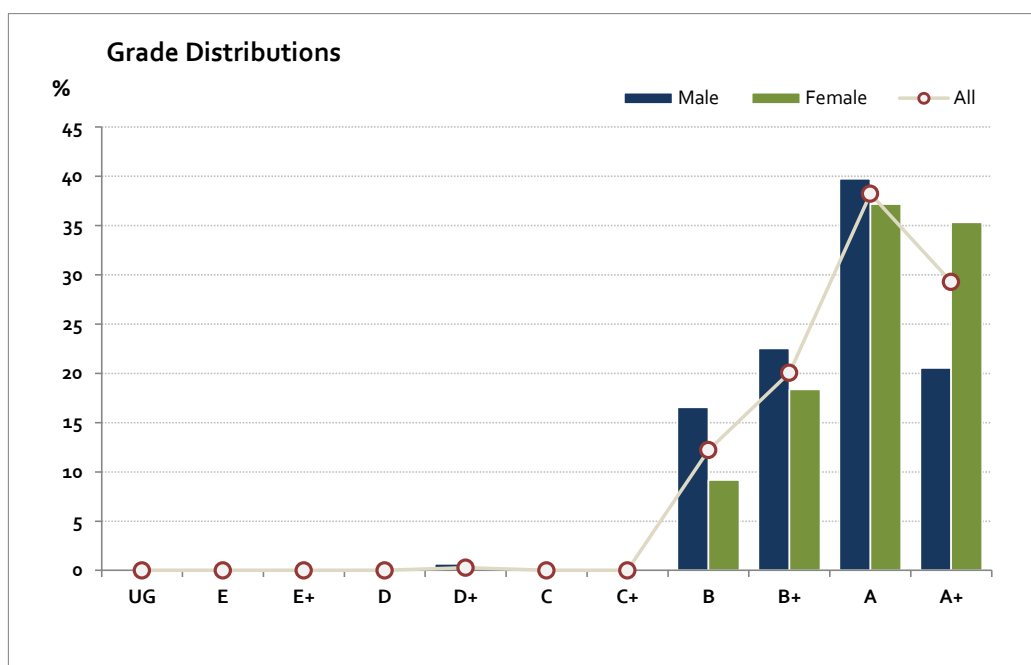
Mean	44.5
Std Dev	4.5
Median	A

Not Assessed:

Male	n	2
	%	1
Female	n	5
	%	2
All	n	7
	%	2

Total Enrolments incl. Not Assessed:

Male	n	153
Female	n	223
All	n	376



The Victorian Curriculum and Assessment Authority provides high quality curriculum, assessment and reporting that enables individual lifelong learning.

LOTE Vietnamese

Graded Assessment 2 COURSEWORK UNIT 4 2015

Table of Grade Distributions: male, female and all students assessed

Grade	UG	E	E+	D	D+	C	C+	B	B+	A	A+	Total
Male												
n	0	0	0	0	0	0	27	24	42	33	18	144
%	0.0	0.0	0.0	0.0	0.0	0.0	18.8	16.7	29.2	22.9	12.5	100.0
Female												
n	0	0	0	0	0	2	13	31	41	73	54	214
%	0.0	0.0	0.0	0.0	0.0	0.9	6.1	14.5	19.2	34.1	25.2	100.0
All												
n	0	0	0	0	0	2	40	55	83	106	72	358
%	0.0	0.0	0.0	0.0	0.0	0.6	11.2	15.4	23.2	29.6	20.1	100.0
Cumul												
n	0	0	0	0	0	2	42	97	180	286	358	
%	0.0	0.0	0.0	0.0	0.0	0.6	11.7	27.1	50.3	79.9	100.0	
Score Ranges	0-2	3-4	5-9	10-12	13-15	16-23	24-39	40-42	43-45	46-48	49-50	Max 50

Summary Statistics:

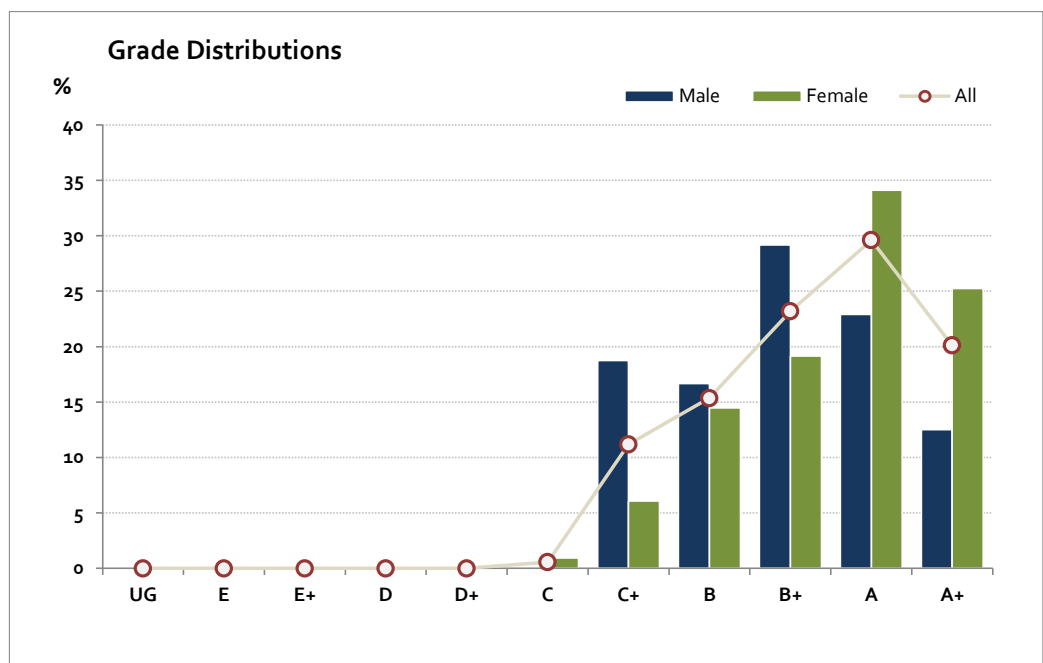
Mean	44.5
Std Dev	4.8
Median	B+

Not Assessed:

Male	n	9
	%	6
Female	n	9
	%	4
All	n	18
	%	5

Total Enrolments incl. Not Assessed:

Male	n	153
Female	n	223
All	n	376



The Victorian Curriculum and Assessment Authority provides high quality curriculum, assessment and reporting that enables individual lifelong learning.

LOTE Vietnamese

Graded Assessment 3 ORAL AND WRITTEN EXAMINATION 2015

Table of Grade Distributions: male, female and all students assessed

Grade	UG	E	E+	D	D+	C	C+	B	B+	A	A+	Total	
Male	n	0	0	0	3	1	12	18	21	37	34	12	138
	%	0.0	0.0	0.0	2.2	0.7	8.7	13.0	15.2	26.8	24.6	8.7	100.0
Female	n	0	0	1	2	1	7	21	37	46	57	42	214
	%	0.0	0.0	0.5	0.9	0.5	3.3	9.8	17.3	21.5	26.6	19.6	100.0
All	n	0	0	1	5	2	19	39	58	83	91	54	352
	%	0.0	0.0	0.3	1.4	0.6	5.4	11.1	16.5	23.6	25.9	15.3	100.0
Cumul	n	0	0	1	6	8	27	66	124	207	298	352	
	%	0.0	0.0	0.3	1.7	2.3	7.7	18.8	35.2	58.8	84.7	100.0	
Score Ranges		0-19	20-39	40-91	92-170	171-189	190-277	278-314	315-337	338-354	355-376	377-400	Max 400

Summary Statistics:

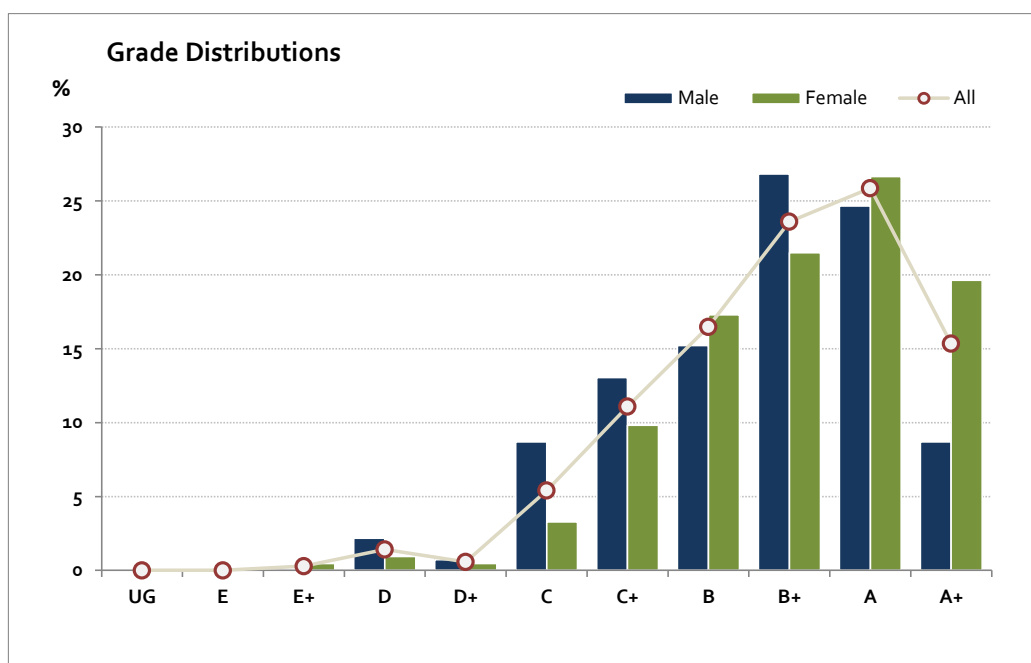
Mean	338.6
Std Dev	48.5
Median	B+

Not Assessed:

Male	n	15
	%	10
Female	n	9
	%	4
All	n	24
	%	6

Total Enrolments incl. Not Assessed:

Male	n	153
Female	n	223
All	n	376



The Victorian Curriculum and Assessment Authority provides high quality curriculum, assessment and reporting that enables individual lifelong learning.