

# Accounting

## Graded Assessment 1 COURSEWORK UNIT 3

2016

Table of Grade Distributions: male, female and all students assessed

Grade		UG	E	E+	D	D+	C	C+	B	B+	A	A+	Total
Male	n	18	106	138	196	357	407	415	431	385	312	264	3,029
	%	0.6	3.5	4.6	6.5	11.8	13.4	13.7	14.2	12.7	10.3	8.7	100.0
Female	n	5	53	89	122	184	224	293	277	246	205	177	1,875
	%	0.3	2.8	4.7	6.5	9.8	11.9	15.6	14.8	13.1	10.9	9.4	100.0
All	n	23	159	227	318	541	631	708	708	631	517	441	4,904
	%	0.5	3.2	4.6	6.5	11.0	12.9	14.4	14.4	12.9	10.5	9.0	100.0
Cumul	n	23	182	409	727	1,268	1,899	2,607	3,315	3,946	4,463	4,904	
	%	0.5	3.7	8.3	14.8	25.9	38.7	53.2	67.6	80.5	91.0	100.0	
Score Ranges		0-9	10-34	35-41	42-45	46-52	53-60	61-69	70-79	80-88	89-96	97-100	Max 100

### Summary Statistics:

Mean	67.7
Std Dev	20.3
Median	C+

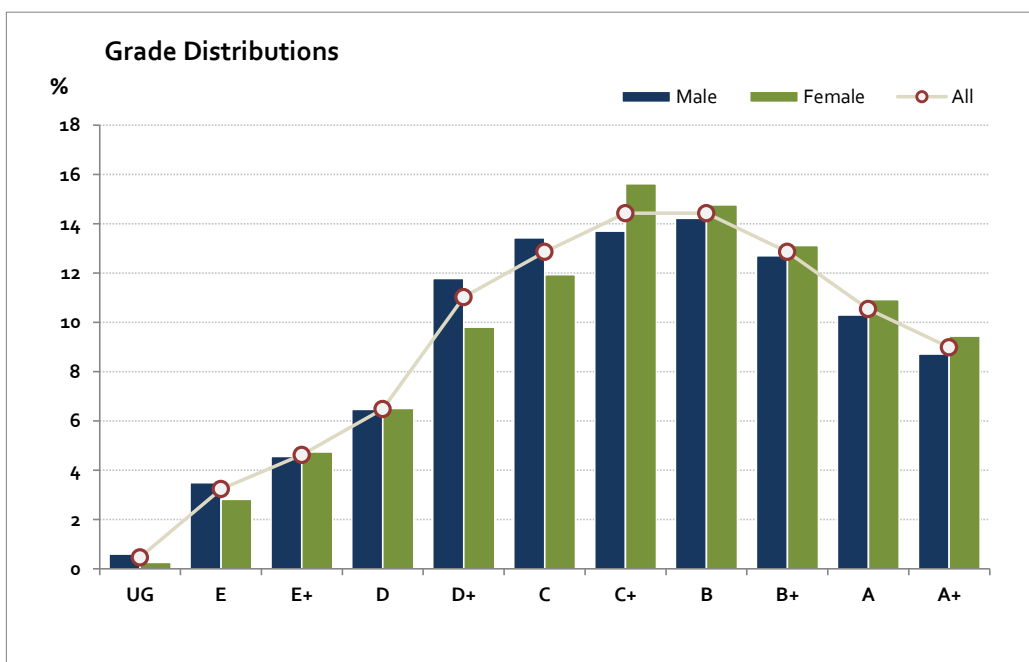
### Not Assessed:

Male	n	95
	%	3
Female	n	52
	%	3
All	n	147
	%	3

### Total Enrolments incl.

#### Not Assessed:

Male	n	3,124
Female	n	1,927
All	n	5,051



The above 2016 information includes students from both the 2016 Victorian academic calendar year and the 2017 Northern Hemisphere Timetable (academic year from July to June). The NHT academic year results are subject to equating to ensure comparability with the results of the cohort assessed in the preceding calendar year.

The Victorian Curriculum and Assessment Authority provides high quality curriculum, assessment and reporting that enables individual lifelong learning.

## Accounting

### Graded Assessment 2 COURSEWORK UNIT 4

2016

Table of Grade Distributions: male, female and all students assessed

Grade		UG	E	E+	D	D+	C	C+	B	B+	A	A+	Total
Male	n	7	17	41	97	198	294	368	443	444	540	452	2,901
	%	0.2	0.6	1.4	3.3	6.8	10.1	12.7	15.3	15.3	18.6	15.6	100.0
Female	n	9	10	28	60	118	186	217	253	271	351	305	1,808
	%	0.5	0.6	1.5	3.3	6.5	10.3	12.0	14.0	15.0	19.4	16.9	100.0
All	n	16	27	69	157	316	480	585	696	715	891	757	4,709
	%	0.3	0.6	1.5	3.3	6.7	10.2	12.4	14.8	15.2	18.9	16.1	100.0
Cumul	n	16	43	112	269	585	1,065	1,650	2,346	3,061	3,952	4,709	
	%	0.3	0.9	2.4	5.7	12.4	22.6	35.0	49.8	65.0	83.9	100.0	
Score Ranges		0-9	10-15	16-27	28-34	35-39	40-46	47-54	55-64	65-75	76-90	91-100	Max 100

#### Summary Statistics:

Mean	65.2
Std Dev	21.3
Median	B+

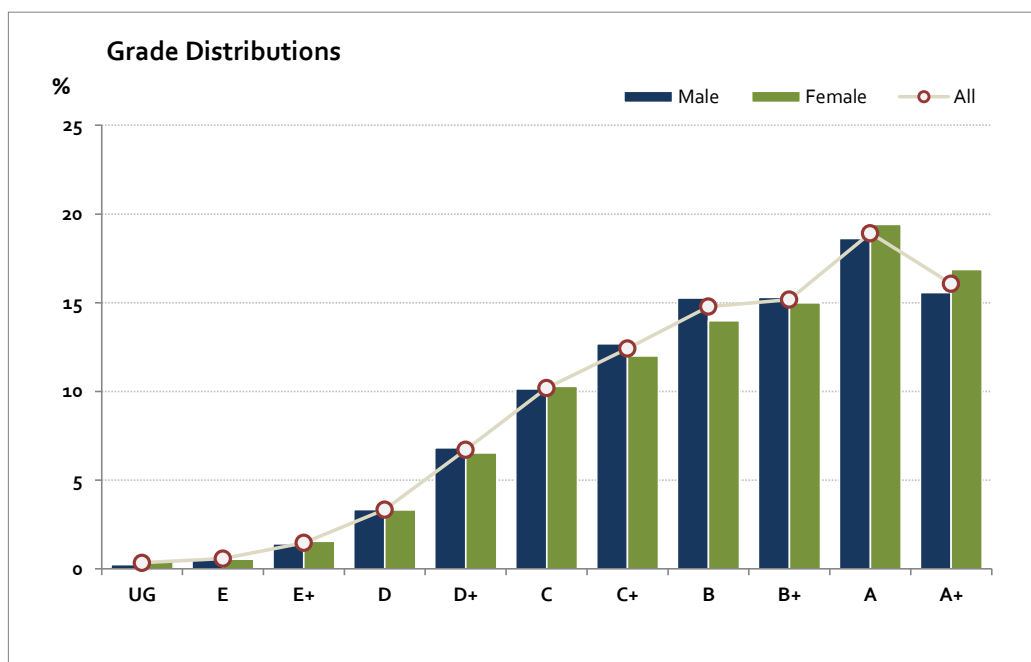
#### Not Assessed:

Male	n	223
	%	7
Female	n	119
	%	6
All	n	342
	%	7

#### Total Enrolments incl.

#### Not Assessed:

Male	n	3,124
Female	n	1,927
All	n	5,051



The above 2016 information includes students from both the 2016 Victorian academic calendar year and the 2017 Northern Hemisphere Timetable (academic year from July to June). The NHT academic year results are subject to equating to ensure comparability with the results of the cohort assessed in the preceding calendar year.

The Victorian Curriculum and Assessment Authority provides high quality curriculum, assessment and reporting that enables individual lifelong learning.

# Accounting

## Graded Assessment 3 WRITTEN EXAMINATION 2016

Table of Grade Distributions: male, female and all students assessed

Grade		UG	E	E+	D	D+	C	C+	B	B+	A	A+	Total
Male	n	60	77	154	209	312	353	404	405	337	295	255	2,861
	%	2.1	2.7	5.4	7.3	10.9	12.3	14.1	14.2	11.8	10.3	8.9	100.0
Female	n	34	42	80	146	180	223	281	246	225	178	152	1,787
	%	1.9	2.4	4.5	8.2	10.1	12.5	15.7	13.8	12.6	10.0	8.5	100.0
All	n	94	119	234	355	492	576	685	651	562	473	407	4,648
	%	2.0	2.6	5.0	7.6	10.6	12.4	14.7	14.0	12.1	10.2	8.8	100.0
Cumul	n	94	213	447	802	1,294	1,870	2,555	3,206	3,768	4,241	4,648	
	%	2.0	4.6	9.6	17.3	27.8	40.2	55.0	69.0	81.1	91.2	100.0	
Score Ranges		0-2	3-6	7-14	15-27	28-45	46-66	67-92	93-120	121-145	146-167	168-200	Max 200

### Summary Statistics:

Mean	87.4
Std Dev	54.2
Median	C+

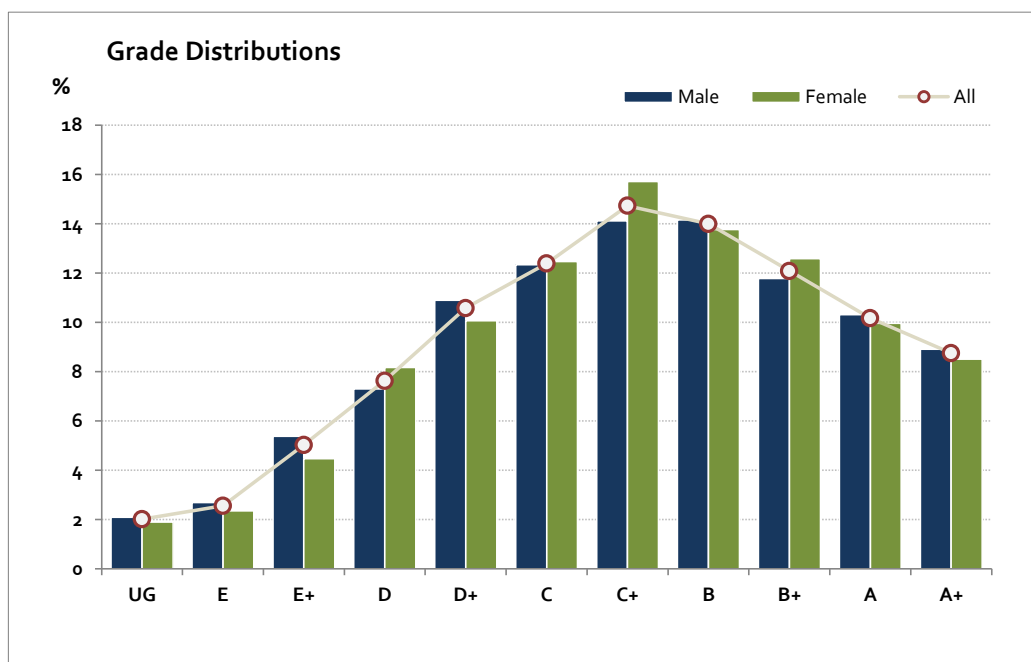
### Not Assessed:

Male	n	263
	%	8
Female	n	140
	%	7
All	n	403
	%	8

### Total Enrolments incl.

#### Not Assessed:

Male	n	3,124
Female	n	1,927
All	n	5,051



The above 2016 information includes students from both the 2016 Victorian academic calendar year and the 2017 Northern Hemisphere Timetable (academic year from July to June). The NHT academic year results are subject to equating to ensure comparability with the results of the cohort assessed in the preceding calendar year.

The Victorian Curriculum and Assessment Authority provides high quality curriculum, assessment and reporting that enables individual lifelong learning.