

Further Mathematics

Graded Assessment 1 COURSEWORK UNIT 3/4

2016

Table of Grade Distributions: male, female and all students assessed

Grade		UG	E	E+	D	D+	C	C+	B	B+	A	A+	Total
Male	n	58	64	228	1,134	1,498	1,771	2,024	2,243	2,127	1,826	1,586	14,559
	%	0.4	0.4	1.6	7.8	10.3	12.2	13.9	15.4	14.6	12.5	10.9	100.0
Female	n	40	41	173	1,084	1,544	1,923	2,139	2,535	2,631	2,257	1,534	15,901
	%	0.3	0.3	1.1	6.8	9.7	12.1	13.5	15.9	16.5	14.2	9.6	100.0
All	n	98	105	401	2,218	3,042	3,694	4,163	4,778	4,758	4,083	3,120	30,460
	%	0.3	0.3	1.3	7.3	10.0	12.1	13.7	15.7	15.6	13.4	10.2	100.0
Cumul	n	98	203	604	2,822	5,864	9,558	13,721	18,499	23,257	27,340	30,460	
	%	0.3	0.7	2.0	9.3	19.3	31.4	45.0	60.7	76.4	89.8	100.0	
Score Ranges		0-4	5-9	10-19	20-37	38-46	47-54	55-62	63-71	72-81	82-91	92-100	Max 100

Summary Statistics:

Mean	64.7
Std Dev	20.3
Median	B

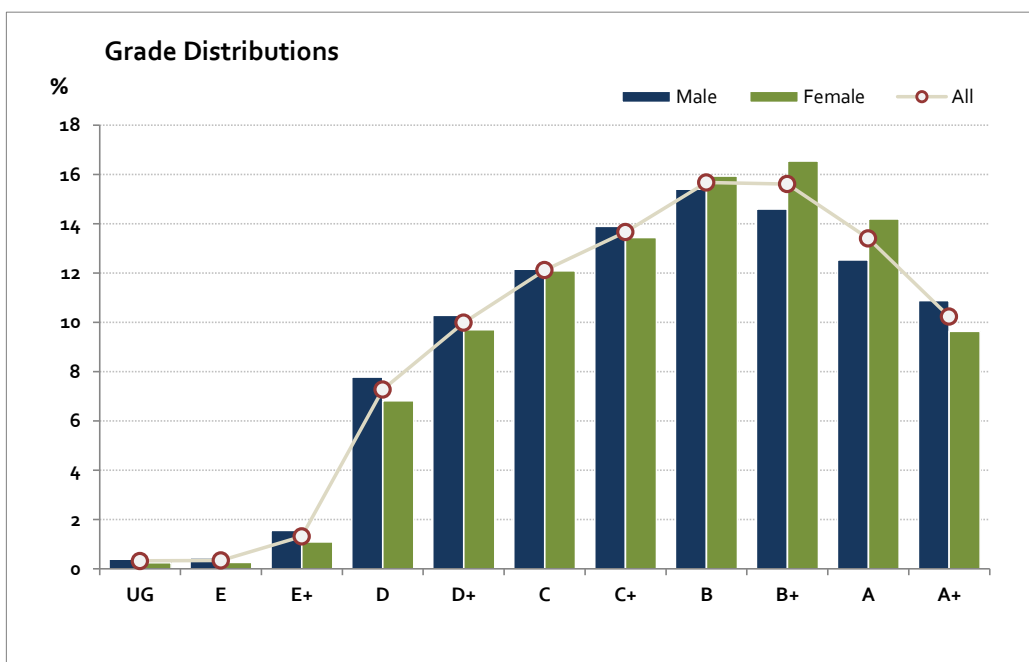
Not Assessed:

Male	n	741
	%	5
Female	n	536
	%	3
All	n	1,277
	%	4

Total Enrolments incl.

Not Assessed:

Male	n	15,300
Female	n	16,437
All	n	31,737



The above 2016 information includes students from both the 2016 Victorian academic calendar year and the 2017 Northern Hemisphere Timetable (academic year from July to June). The NHT academic year results are subject to equating to ensure comparability with the results of the cohort assessed in the preceding calendar year.

The Victorian Curriculum and Assessment Authority provides high quality curriculum, assessment and reporting that enables individual lifelong learning.

Further Mathematics

Graded Assessment 2 WRITTEN EXAMINATION 1 2016

Table of Grade Distributions: male, female and all students assessed

Grade		UG	E	E+	D	D+	C	C+	B	B+	A	A+	Total
Male	n	8	65	311	935	1,126	1,613	2,385	2,240	1,990	1,339	1,409	13,421
	%	0.1	0.5	2.3	7.0	8.4	12.0	17.8	16.7	14.8	10.0	10.5	100.0
Female	n	7	110	384	1,371	1,566	1,809	2,702	2,469	2,149	1,375	1,153	15,095
	%	0.0	0.7	2.5	9.1	10.4	12.0	17.9	16.4	14.2	9.1	7.6	100.0
All	n	15	175	695	2,306	2,692	3,422	5,087	4,709	4,139	2,714	2,562	28,516
	%	0.1	0.6	2.4	8.1	9.4	12.0	17.8	16.5	14.5	9.5	9.0	100.0
Cumul	n	15	190	885	3,191	5,883	9,305	14,392	19,101	23,240	25,954	28,516	
	%	0.1	0.7	3.1	11.2	20.6	32.6	50.5	67.0	81.5	91.0	100.0	
Score Ranges		0-9	10-15	16-21	22-29	30-35	36-41	42-49	50-57	58-65	66-71	72-80	Max 80

Summary Statistics:

Mean	49
Std Dev	15.6
Median	C+

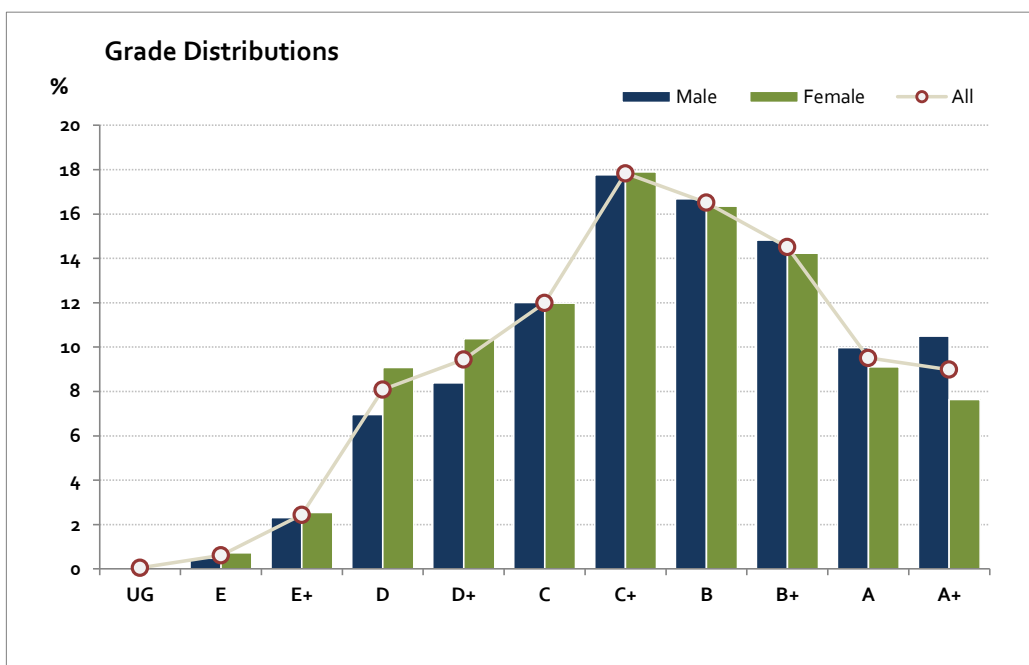
Not Assessed:

Male	n	1,879
	%	12
Female	n	1,341
	%	8
All	n	3,220
	%	10

Total Enrolments incl.

Not Assessed:

Male	n	15,300
Female	n	16,436
All	n	31,736



The above 2016 information includes students from both the 2016 Victorian academic calendar year and the 2017 Northern Hemisphere Timetable (academic year from July to June). The NHT academic year results are subject to equating to ensure comparability with the results of the cohort assessed in the preceding calendar year.

The Victorian Curriculum and Assessment Authority provides high quality curriculum, assessment and reporting that enables individual lifelong learning.

Further Mathematics

Graded Assessment 3 WRITTEN EXAMINATION 2 2016

Table of Grade Distributions: male, female and all students assessed

Grade		UG	E	E+	D	D+	C	C+	B	B+	A	A+	Total
Male	n	90	402	574	891	1,438	1,569	2,067	1,917	1,697	1,455	1,291	13,391
	%	0.7	3.0	4.3	6.7	10.7	11.7	15.4	14.3	12.7	10.9	9.6	100.0
Female	n	119	409	722	1,004	1,617	1,925	2,387	2,202	1,963	1,651	1,072	15,071
	%	0.8	2.7	4.8	6.7	10.7	12.8	15.8	14.6	13.0	11.0	7.1	100.0
All	n	209	811	1,296	1,895	3,055	3,494	4,454	4,119	3,660	3,106	2,363	28,462
	%	0.7	2.8	4.6	6.7	10.7	12.3	15.6	14.5	12.9	10.9	8.3	100.0
Cumul	n	209	1,020	2,316	4,211	7,266	10,760	15,214	19,333	22,993	26,099	28,462	
	%	0.7	3.6	8.1	14.8	25.5	37.8	53.5	67.9	80.8	91.7	100.0	
Score Ranges		0-9	10-18	19-27	28-35	36-44	45-54	55-67	68-79	80-91	92-102	103-120	Max 120

Summary Statistics:

Mean	64.8
Std Dev	26.4
Median	C+

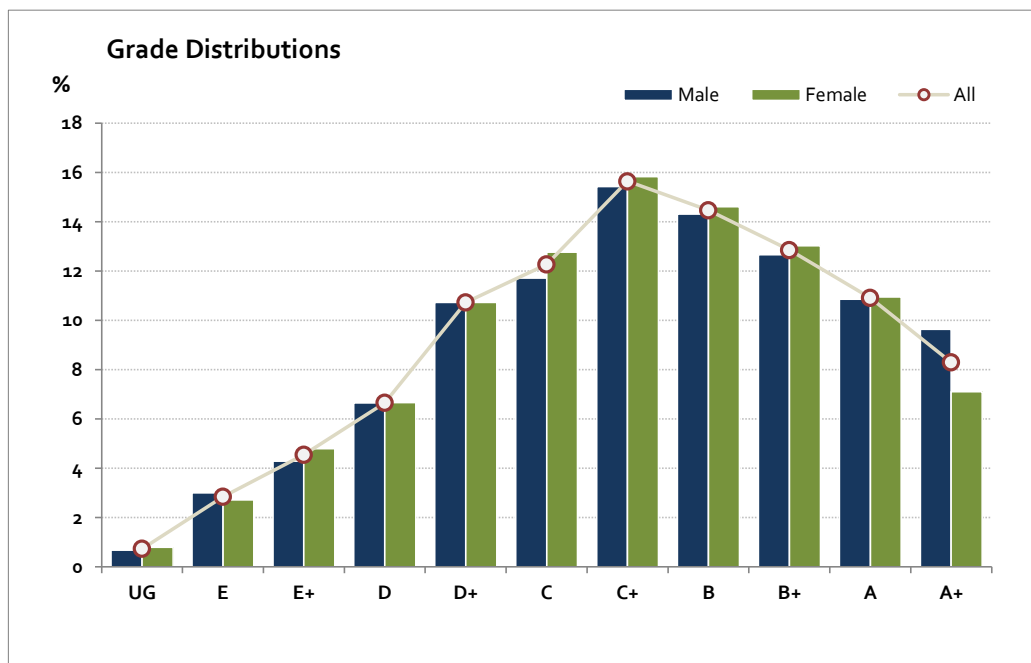
Not Assessed:

Male	n	1,909
	%	12
Female	n	1,365
	%	8
All	n	3,274
	%	10

Total Enrolments incl.

Not Assessed:

Male	n	15,300
Female	n	16,436
All	n	31,736



The above 2016 information includes students from both the 2016 Victorian academic calendar year and the 2017 Northern Hemisphere Timetable (academic year from July to June). The NHT academic year results are subject to equating to ensure comparability with the results of the cohort assessed in the preceding calendar year.

The Victorian Curriculum and Assessment Authority provides high quality curriculum, assessment and reporting that enables individual lifelong learning.