

LOTE Arabic

Graded Assessment 1 COURSEWORK UNIT 3

2016

Table of Grade Distributions: male, female and all students assessed

Grade	UG	E	E+	D	D+	C	C+	B	B+	A	A+	Total	
Male	n	0	0	0	0	1	3	12	10	17	17	7	67
	%	0.0	0.0	0.0	0.0	1.5	4.5	17.9	14.9	25.4	25.4	10.4	100.0
Female	n	0	0	0	0	0	2	9	20	18	36	26	111
	%	0.0	0.0	0.0	0.0	0.0	1.8	8.1	18.0	16.2	32.4	23.4	100.0
All	n	0	0	0	0	1	5	21	30	35	53	33	178
	%	0.0	0.0	0.0	0.0	0.6	2.8	11.8	16.9	19.7	29.8	18.5	100.0
Cumul	n	0	0	0	0	1	6	27	57	92	145	178	
	%	0.0	0.0	0.0	0.0	0.6	3.4	15.2	32.0	51.7	81.5	100.0	
Score Ranges		0-2	3-4	5-9	10-15	16-24	25-28	29-33	34-38	39-41	42-45	46-50	Max 50

Summary Statistics:

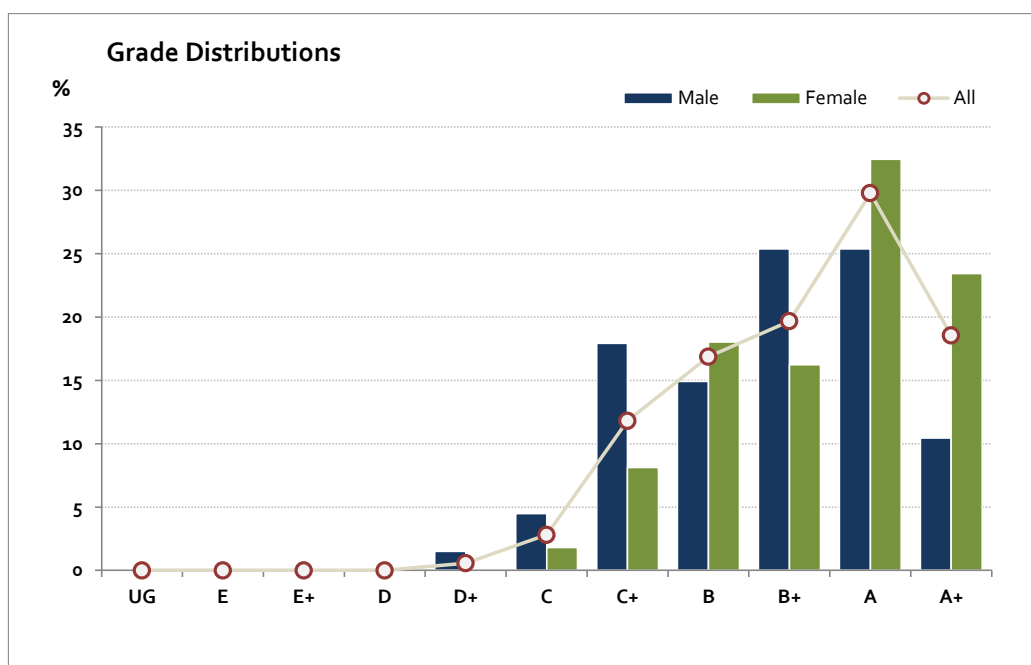
Mean	40.1
Std Dev	5.9
Median	B+

Not Assessed:

Male	n	0
	%	0
Female	n	4
	%	3
All	n	4
	%	2

Total Enrolments incl. Not Assessed:

Male	n	67
Female	n	115
All	n	182



The Victorian Curriculum and Assessment Authority provides high quality curriculum, assessment and reporting that enables individual lifelong learning.

LOTE Arabic

Graded Assessment 2 COURSEWORK UNIT 4

2016

Table of Grade Distributions: male, female and all students assessed

Grade	UG	E	E+	D	D+	C	C+	B	B+	A	A+	Total	
Male	n	0	0	0	1	1	1	17	22	16	3	62	
	%	0.0	0.0	0.0	1.6	1.6	1.6	27.4	35.5	25.8	4.8	100.0	
Female	n	0	0	0	0	1	2	19	25	29	31	109	
	%	0.0	0.0	0.0	0.0	0.9	1.8	17.4	22.9	26.6	28.4	100.0	
All	n	0	0	0	1	2	3	36	47	45	34	171	
	%	0.0	0.0	0.0	0.6	1.2	1.8	21.1	27.5	26.3	19.9	100.0	
Cumul	n	0	0	0	1	3	6	9	45	92	137	171	
	%	0.0	0.0	0.0	0.6	1.8	3.5	5.3	26.3	53.8	80.1	100.0	
Score Ranges		0-2	3-4	5-9	10-14	15-19	20-24	25-29	30-37	38-42	43-45	46-50	Max 50

Summary Statistics:

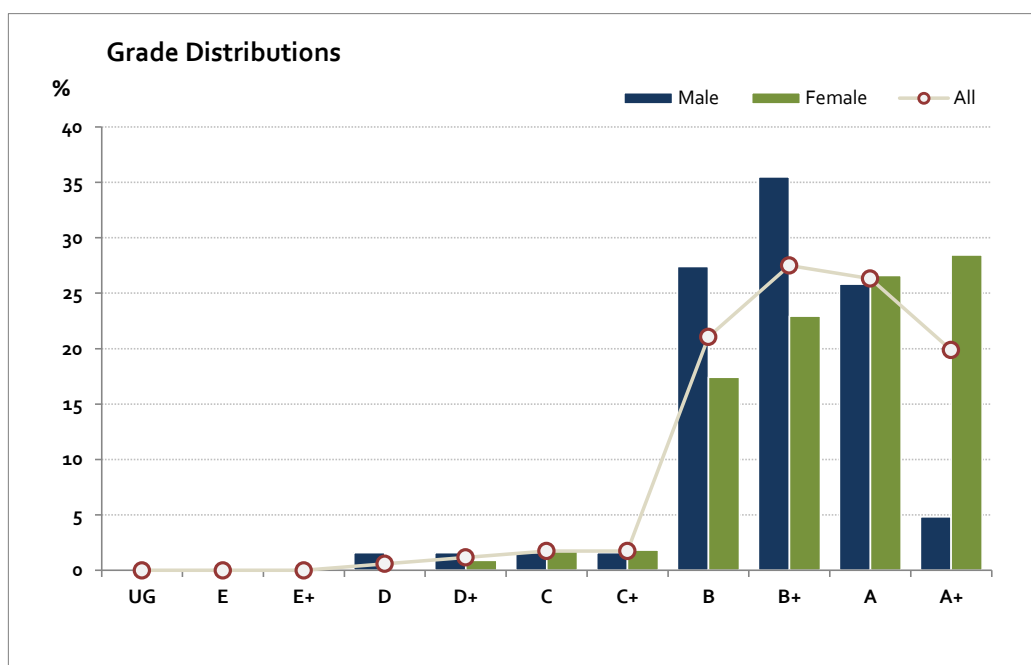
Mean	40.6
Std Dev	6.7
Median	B+

Not Assessed:

Male	n	5
	%	7
Female	n	6
	%	5
All	n	11
	%	6

Total Enrolments incl. Not Assessed:

Male	n	67
Female	n	115
All	n	182



The Victorian Curriculum and Assessment Authority provides high quality curriculum, assessment and reporting that enables individual lifelong learning.

LOTE Arabic

Graded Assessment 3 ORAL AND WRITTEN EXAMINATION 2016

Table of Grade Distributions: male, female and all students assessed

Grade	UG	E	E+	D	D+	C	C+	B	B+	A	A+	Total
Male	n	0	0	4	5	10	13	15	7	6	2	62
	%	0.0	0.0	6.5	8.1	16.1	21.0	24.2	11.3	9.7	3.2	100.0
Female	n	0	0	3	7	8	14	17	27	18	13	107
	%	0.0	0.0	2.8	6.5	7.5	13.1	15.9	25.2	16.8	12.1	100.0
All	n	0	0	7	12	18	27	32	34	24	15	169
	%	0.0	0.0	4.1	7.1	10.7	16.0	18.9	20.1	14.2	8.9	100.0
Cumul	n	0	0	7	19	37	64	96	130	154	169	
	%	0.0	0.0	4.1	11.2	21.9	37.9	56.8	76.9	91.1	100.0	
Score Ranges	0-19	20-39	40-89	90-150	151-199	200-233	234-265	266-289	290-313	314-337	338-400	Max 400

Summary Statistics:

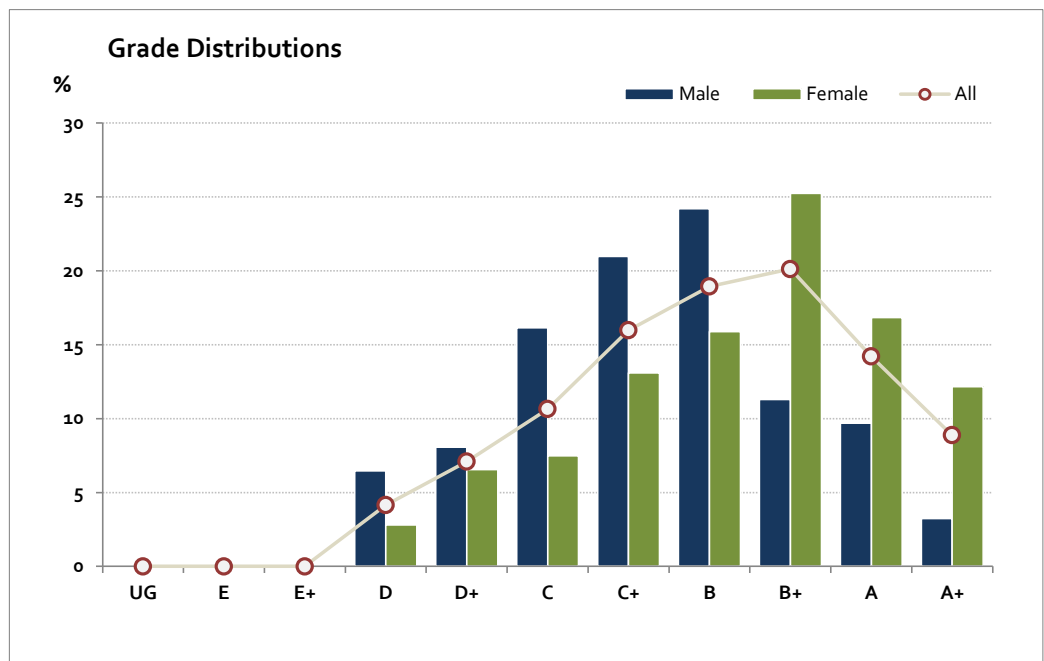
Mean	270.4
Std Dev	55.3
Median	B

Not Assessed:

Male	n	5
	%	7
Female	n	8
	%	7
All	n	13
	%	7

Total Enrolments incl. Not Assessed:

Male	n	67
Female	n	115
All	n	182



The Victorian Curriculum and Assessment Authority provides high quality curriculum, assessment and reporting that enables individual lifelong learning.