

LOTE Chinese First Language

Graded Assessment 1 COURSEWORK UNIT 3 2016

Table of Grade Distributions: male, female and all students assessed

Grade		UG	E	E+	D	D+	C	C+	B	B+	A	A+	Total
Male	n	3	2	1	5	5	75	170	163	262	163	74	923
	%	0.3	0.2	0.1	0.5	0.5	8.1	18.4	17.7	28.4	17.7	8.0	100.0
Female	n	1	0	1	1	5	24	93	135	250	277	250	1,037
	%	0.1	0.0	0.1	0.1	0.5	2.3	9.0	13.0	24.1	26.7	24.1	100.0
All	n	4	2	2	6	10	99	263	298	512	440	324	1,960
	%	0.2	0.1	0.1	0.3	0.5	5.1	13.4	15.2	26.1	22.4	16.5	100.0
Cumul	n	4	6	8	14	24	123	386	684	1,196	1,636	1,960	
	%	0.2	0.3	0.4	0.7	1.2	6.3	19.7	34.9	61.0	83.5	100.0	
Score Ranges		0-2	3-4	5-9	10-14	15-19	20-27	28-33	34-37	38-41	42-45	46-50	Max 50

Summary Statistics:

Mean	38.9
Std Dev	7.1
Median	B+

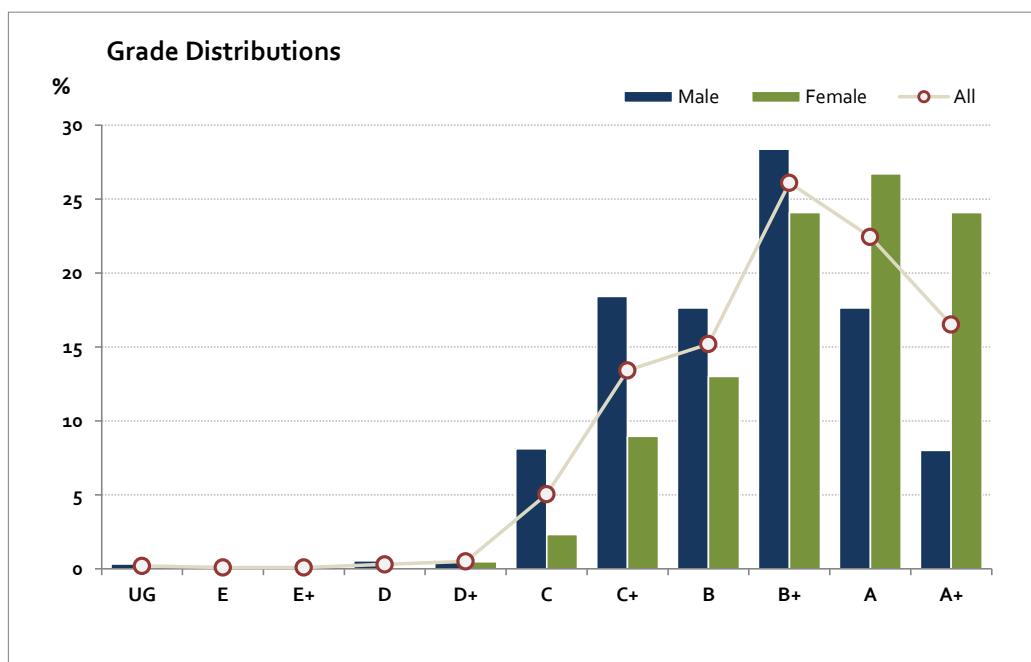
Not Assessed:

Male	n	27
	%	3
Female	n	9
	%	1
All	n	36
	%	2

Total Enrolments incl.

Not Assessed:

Male	n	949
Female	n	1,046
All	n	1,995



The above 2016 information includes students from both the 2016 Victorian academic calendar year and the 2017 Northern Hemisphere Timetable (academic year from July to June). The NHT academic year results are subject to equating to ensure comparability with the results of the cohort assessed in the preceding calendar year.

The Victorian Curriculum and Assessment Authority provides high quality curriculum, assessment and reporting that enables individual lifelong learning.

LOTE Chinese First Language

Graded Assessment 2 COURSEWORK UNIT 4 2016

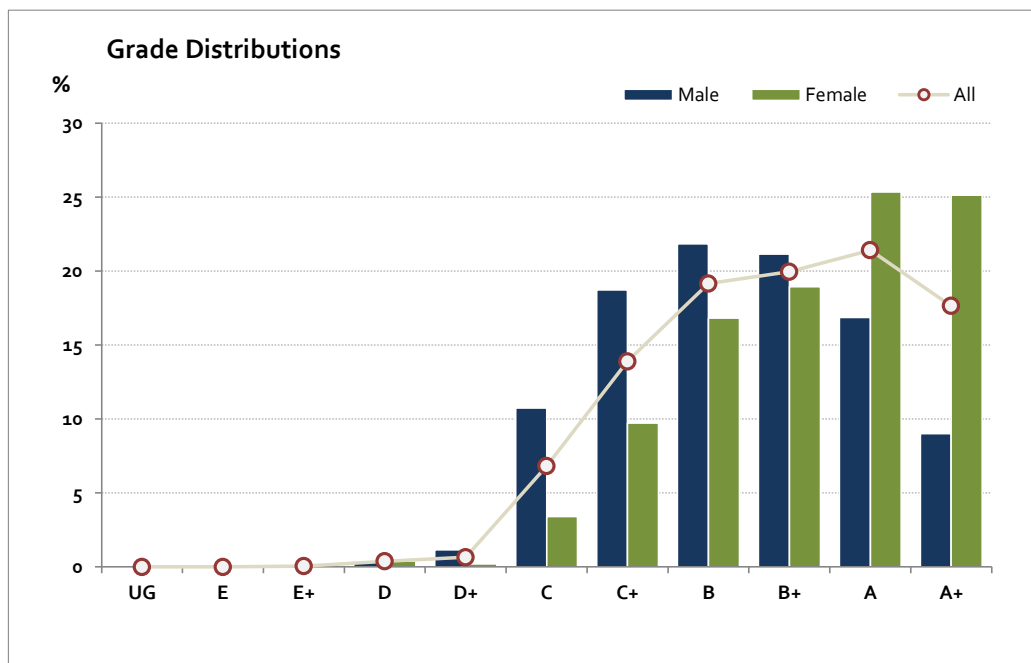
Table of Grade Distributions: male, female and all students assessed

Grade		UG	E	E+	D	D+	C	C+	B	B+	A	A+	Total
Male	n	0	0	1	3	10	93	162	189	183	146	78	865
	%	0.0	0.0	0.1	0.3	1.2	10.8	18.7	21.8	21.2	16.9	9.0	100.0
Female	n	0	0	0	4	2	34	97	168	189	253	251	998
	%	0.0	0.0	0.0	0.4	0.2	3.4	9.7	16.8	18.9	25.4	25.2	100.0
All	n	0	0	1	7	12	127	259	357	372	399	329	1,863
	%	0.0	0.0	0.1	0.4	0.6	6.8	13.9	19.2	20.0	21.4	17.7	100.0
Cumul	n	0	0	1	8	20	147	406	763	1,135	1,534	1,863	
	%	0.0	0.0	0.1	0.4	1.1	7.9	21.8	41.0	60.9	82.3	100.0	
Score Ranges		0-2	3-4	5-9	10-14	15-18	19-29	30-34	35-38	39-41	42-45	46-50	Max 50

Summary Statistics:	
Mean	39.2
Std Dev	6.7
Median	B+

Not Assessed:		
Male	n	85
	%	9
Female	n	48
	%	5
All	n	133
	%	7

Total Enrolments incl. Not Assessed:		
Male	n	949
Female	n	1,046
All	n	1,995



The above 2016 information includes students from both the 2016 Victorian academic calendar year and the 2017 Northern Hemisphere Timetable (academic year from July to June). The NHT academic year results are subject to equating to ensure comparability with the results of the cohort assessed in the preceding calendar year.

The Victorian Curriculum and Assessment Authority provides high quality curriculum, assessment and reporting that enables individual lifelong learning.

LOTE Chinese First Language

Graded Assessment 3 ORAL AND WRITTEN EXAMINATION

2016

Table of Grade Distributions: male, female and all students assessed

Grade		UG	E	E+	D	D+	C	C+	B	B+	A	A+	Total
Male	n	3	2	1	14	72	128	160	170	159	113	37	859
	%	0.3	0.2	0.1	1.6	8.4	14.9	18.6	19.8	18.5	13.2	4.3	100.0
Female	n	2	1	1	3	33	67	142	160	208	219	144	980
	%	0.2	0.1	0.1	0.3	3.4	6.8	14.5	16.3	21.2	22.3	14.7	100.0
All	n	5	3	2	17	105	195	302	330	367	332	181	1,839
	%	0.3	0.2	0.1	0.9	5.7	10.6	16.4	17.9	20.0	18.1	9.8	100.0
Cumul	n	5	8	10	27	132	327	629	959	1,326	1,658	1,839	
	%	0.3	0.4	0.5	1.5	7.2	17.8	34.2	52.1	72.1	90.2	100.0	
Score Ranges		0-19	20-39	40-59	60-86	87-105	106-117	118-128	129-135	136-143	144-154	155-200	Max 200

Summary Statistics:

Mean	132.8
Std Dev	18.9
Median	B

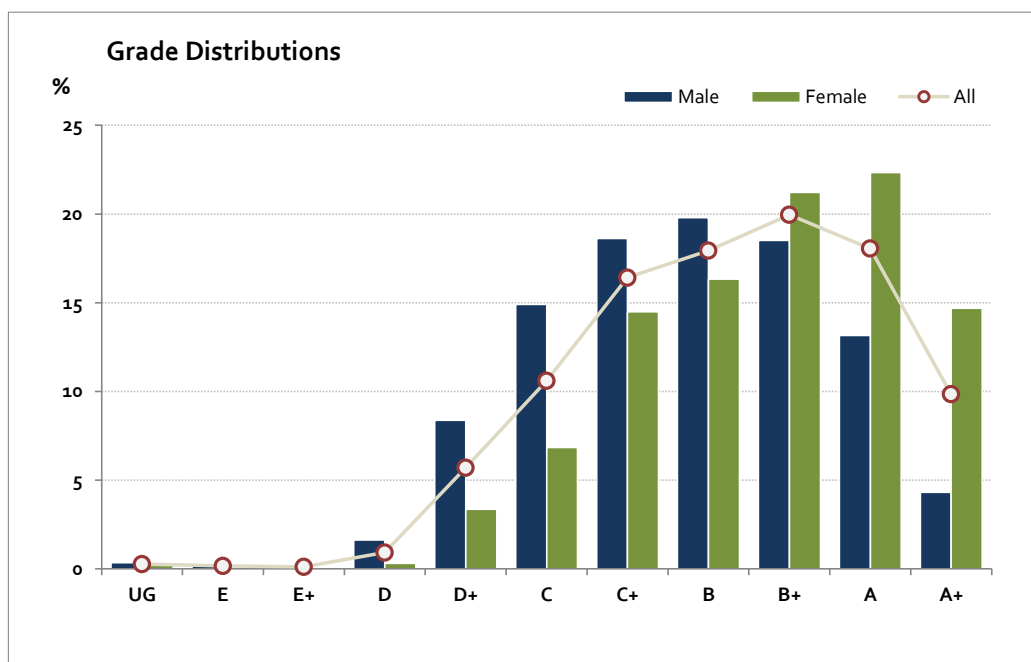
Not Assessed:

Male	n	91
	%	10
Female	n	66
	%	6
All	n	157
	%	8

Total Enrolments incl.

Not Assessed:

Male	n	949
	%	
Female	n	1,046
	%	
All	n	1,995
	%	



The above 2016 information includes students from both the 2016 Victorian academic calendar year and the 2017 Northern Hemisphere Timetable (academic year from July to June). The NHT academic year results are subject to equating to ensure comparability with the results of the cohort assessed in the preceding calendar year.

The Victorian Curriculum and Assessment Authority provides high quality curriculum, assessment and reporting that enables individual lifelong learning.