

LOTE Chinese Second Language

Graded Assessment 1 COURSEWORK UNIT 3

2016

Table of Grade Distributions: male, female and all students assessed

| Grade | UG | E | E+ | D | D+ | C | C+ | B | B+ | A | A+ | Total | |
|--------------|----|-----|-----|-----|-------|-------|-------|-------|-------|-------|-------|-------|--------|
| Male | n | 0 | 0 | 0 | 0 | 6 | 7 | 40 | 72 | 80 | 77 | 67 | 349 |
| | % | 0.0 | 0.0 | 0.0 | 0.0 | 1.7 | 2.0 | 11.5 | 20.6 | 22.9 | 22.1 | 19.2 | 100.0 |
| Female | n | 0 | 0 | 0 | 0 | 1 | 7 | 54 | 72 | 124 | 133 | 119 | 510 |
| | % | 0.0 | 0.0 | 0.0 | 0.0 | 0.2 | 1.4 | 10.6 | 14.1 | 24.3 | 26.1 | 23.3 | 100.0 |
| All | n | 0 | 0 | 0 | 0 | 7 | 14 | 94 | 144 | 204 | 210 | 186 | 859 |
| | % | 0.0 | 0.0 | 0.0 | 0.0 | 0.8 | 1.6 | 10.9 | 16.8 | 23.7 | 24.4 | 21.7 | 100.0 |
| Cumul | n | 0 | 0 | 0 | 0 | 7 | 21 | 115 | 259 | 463 | 673 | 859 | |
| | % | 0.0 | 0.0 | 0.0 | 0.0 | 0.8 | 2.4 | 13.4 | 30.2 | 53.9 | 78.3 | 100.0 | |
| Score Ranges | | 0-2 | 3-4 | 5-9 | 10-15 | 16-19 | 20-24 | 25-33 | 34-38 | 39-42 | 43-45 | 46-50 | Max 50 |

Summary Statistics:

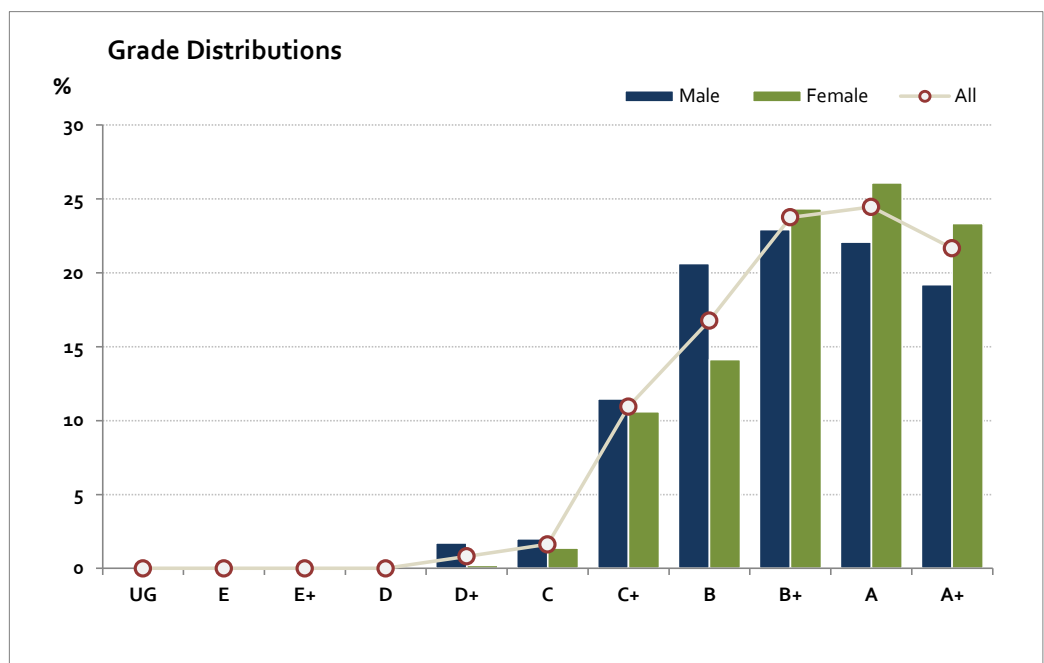
| | |
|---------|------|
| Mean | 40.5 |
| Std Dev | 6.2 |
| Median | B+ |

Not Assessed:

| | | |
|--------|---|---|
| Male | n | 2 |
| | % | 1 |
| Female | n | 1 |
| | % | 0 |
| All | n | 3 |
| | % | 0 |

Total Enrolments incl. Not Assessed:

| | | |
|--------|---|-----|
| Male | n | 351 |
| Female | n | 511 |
| All | n | 862 |



The Victorian Curriculum and Assessment Authority provides high quality curriculum, assessment and reporting that enables individual lifelong learning.

LOTE Chinese Second Language

Graded Assessment 2 COURSEWORK UNIT 4

2016

Table of Grade Distributions: male, female and all students assessed

| Grade | UG | E | E+ | D | D+ | C | C+ | B | B+ | A | A+ | Total | |
|--------------|----|-----|-----|------|-------|-------|-------|-------|-------|-------|-------|-------|--------|
| Male | n | 0 | 0 | 1 | 0 | 6 | 8 | 50 | 56 | 82 | 91 | 54 | 348 |
| | % | 0.0 | 0.0 | 0.3 | 0.0 | 1.7 | 2.3 | 14.4 | 16.1 | 23.6 | 26.1 | 15.5 | 100.0 |
| Female | n | 0 | 0 | 0 | 1 | 1 | 9 | 51 | 97 | 115 | 131 | 101 | 506 |
| | % | 0.0 | 0.0 | 0.0 | 0.2 | 0.2 | 1.8 | 10.1 | 19.2 | 22.7 | 25.9 | 20.0 | 100.0 |
| All | n | 0 | 0 | 1 | 1 | 7 | 17 | 101 | 153 | 197 | 222 | 155 | 854 |
| | % | 0.0 | 0.0 | 0.1 | 0.1 | 0.8 | 2.0 | 11.8 | 17.9 | 23.1 | 26.0 | 18.1 | 100.0 |
| Cumul | n | 0 | 0 | 1 | 2 | 9 | 26 | 127 | 280 | 477 | 699 | 854 | |
| | % | 0.0 | 0.0 | 0.1 | 0.2 | 1.1 | 3.0 | 14.9 | 32.8 | 55.9 | 81.9 | 100.0 | |
| Score Ranges | | 0-2 | 3-4 | 5-10 | 11-14 | 15-19 | 20-24 | 25-34 | 35-39 | 40-43 | 44-46 | 47-50 | Max 50 |

Summary Statistics:

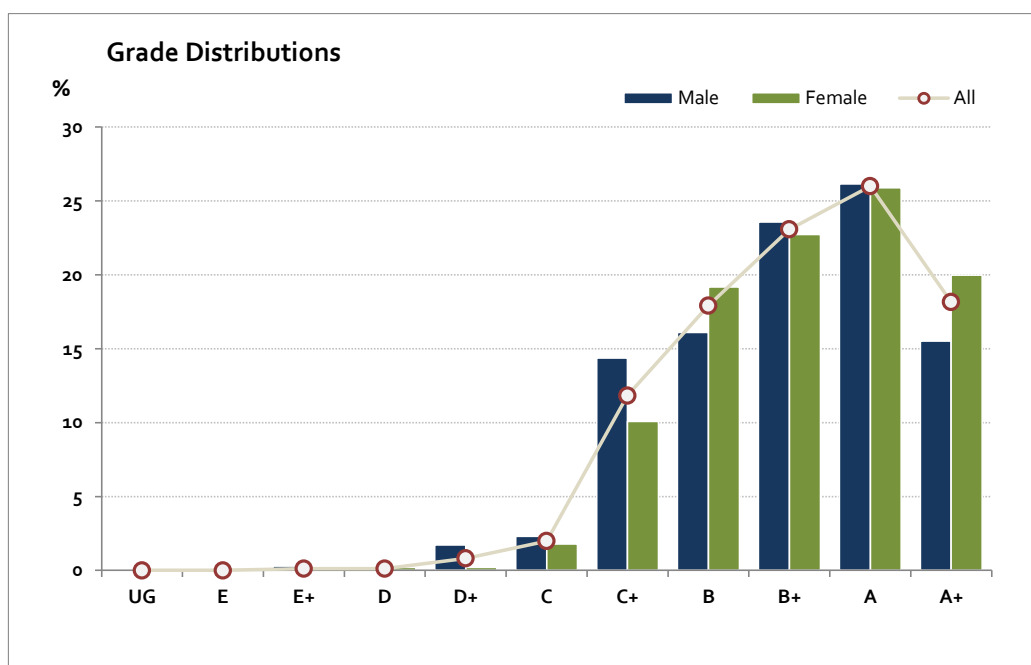
| | |
|---------|------|
| Mean | 40.9 |
| Std Dev | 6.6 |
| Median | B+ |

Not Assessed:

| | | |
|--------|---|---|
| Male | n | 3 |
| | % | 1 |
| Female | n | 5 |
| | % | 1 |
| All | n | 8 |
| | % | 1 |

Total Enrolments incl. Not Assessed:

| | | |
|--------|---|-----|
| Male | n | 351 |
| Female | n | 511 |
| All | n | 862 |



The Victorian Curriculum and Assessment Authority provides high quality curriculum, assessment and reporting that enables individual lifelong learning.

LOTE Chinese Second Language

Graded Assessment 3 ORAL AND WRITTEN EXAMINATION 2016

Table of Grade Distributions: male, female and all students assessed

| Grade | UG | E | E+ | D | D+ | C | C+ | B | B+ | A | A+ | Total | |
|--------------|------|-------|--------|---------|---------|---------|---------|---------|---------|---------|---------|---------|-------|
| Male | n | 0 | 0 | 1 | 8 | 24 | 31 | 45 | 67 | 74 | 63 | 34 | 347 |
| | % | 0.0 | 0.0 | 0.3 | 2.3 | 6.9 | 8.9 | 13.0 | 19.3 | 21.3 | 18.2 | 9.8 | 100.0 |
| Female | n | 0 | 0 | 1 | 3 | 15 | 45 | 70 | 85 | 105 | 102 | 80 | 506 |
| | % | 0.0 | 0.0 | 0.2 | 0.6 | 3.0 | 8.9 | 13.8 | 16.8 | 20.8 | 20.2 | 15.8 | 100.0 |
| All | n | 0 | 0 | 2 | 11 | 39 | 76 | 115 | 152 | 179 | 165 | 114 | 853 |
| | % | 0.0 | 0.0 | 0.2 | 1.3 | 4.6 | 8.9 | 13.5 | 17.8 | 21.0 | 19.3 | 13.4 | 100.0 |
| Cumul | n | 0 | 0 | 2 | 13 | 52 | 128 | 243 | 395 | 574 | 739 | 853 | |
| | % | 0.0 | 0.0 | 0.2 | 1.5 | 6.1 | 15.0 | 28.5 | 46.3 | 67.3 | 86.6 | 100.0 | |
| Score Ranges | 0-39 | 40-75 | 76-107 | 108-150 | 151-205 | 206-247 | 248-287 | 288-313 | 314-337 | 338-355 | 356-400 | Max 400 | |

Summary Statistics:

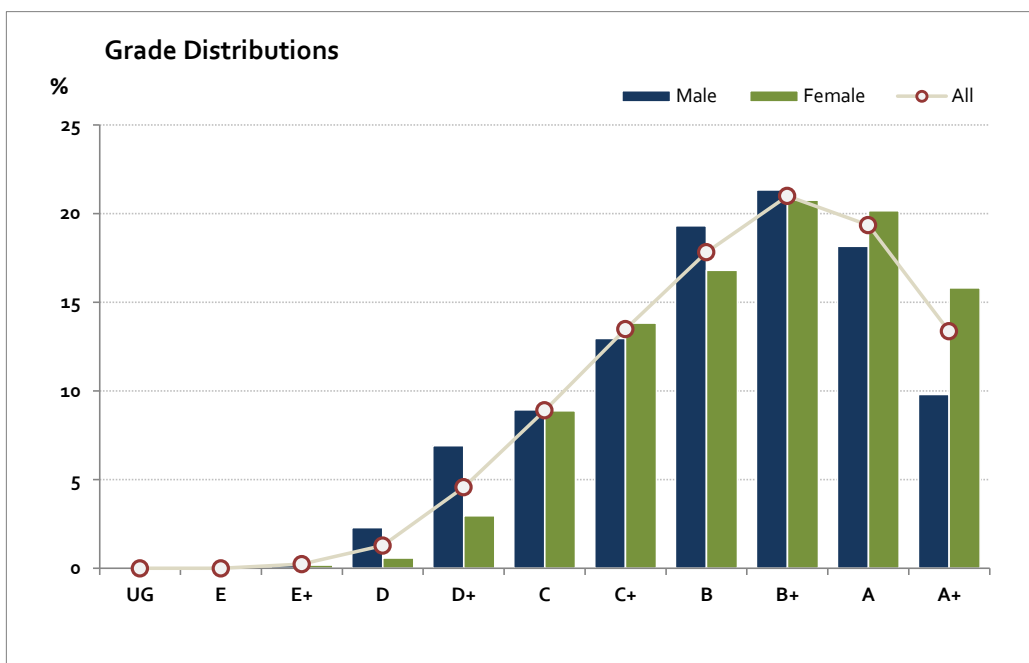
| | |
|---------|-------|
| Mean | 304.7 |
| Std Dev | 53.6 |
| Median | B+ |

Not Assessed:

| | | |
|--------|---|---|
| Male | n | 4 |
| | % | 1 |
| Female | n | 5 |
| | % | 1 |
| All | n | 9 |
| | % | 1 |

Total Enrolments incl. Not Assessed:

| | | |
|--------|---|-----|
| Male | n | 351 |
| Female | n | 511 |
| All | n | 862 |



The Victorian Curriculum and Assessment Authority provides high quality curriculum, assessment and reporting that enables individual lifelong learning.