

LOTE Indonesian Second Language

Graded Assessment 1 COURSEWORK UNIT 3

2016

Table of Grade Distributions: male, female and all students assessed

Grade	UG	E	E+	D	D+	C	C+	B	B+	A	A+	Total	
Male	n	0	0	0	0	0	8	29	40	52	50	19	198
	%	0.0	0.0	0.0	0.0	0.0	4.0	14.6	20.2	26.3	25.3	9.6	100.0
Female	n	0	0	0	0	1	3	46	74	92	91	53	360
	%	0.0	0.0	0.0	0.0	0.3	0.8	12.8	20.6	25.6	25.3	14.7	100.0
All	n	0	0	0	0	1	11	75	114	144	141	72	558
	%	0.0	0.0	0.0	0.0	0.2	2.0	13.4	20.4	25.8	25.3	12.9	100.0
Cumul	n	0	0	0	0	1	12	87	201	345	486	558	
	%	0.0	0.0	0.0	0.0	0.2	2.2	15.6	36.0	61.8	87.1	100.0	
Score Ranges		0-2	3-4	5-9	10-14	15-19	20-24	25-31	32-35	36-40	41-45	46-50	Max 50

Summary Statistics:

Mean	38
Std Dev	6.4
Median	B+

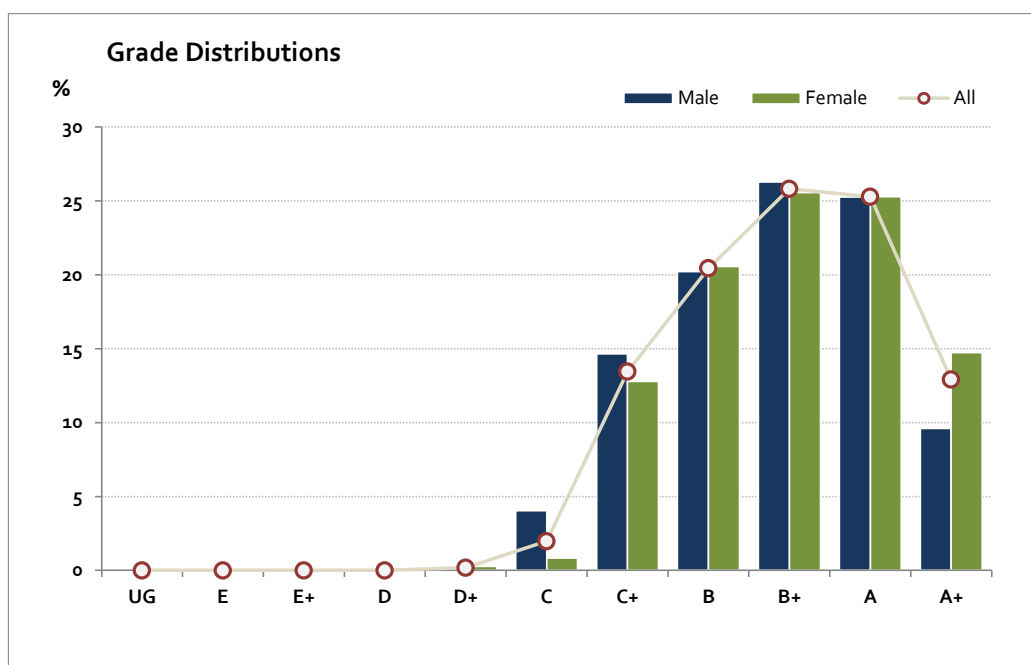
Not Assessed:

Male	n	2
	%	1
Female	n	1
	%	0
All	n	3
	%	1

Total Enrolments incl.

Not Assessed:

Male	n	200
Female	n	361
All	n	561



The Victorian Curriculum and Assessment Authority provides high quality curriculum, assessment and reporting that enables individual lifelong learning.

LOTE Indonesian Second Language

Graded Assessment 2 COURSEWORK UNIT 4

2016

Table of Grade Distributions: male, female and all students assessed

Grade	UG	E	E+	D	D+	C	C+	B	B+	A	A+	Total
Male												
n	0	0	0	0	1	5	18	43	52	46	29	194
%	0.0	0.0	0.0	0.0	0.5	2.6	9.3	22.2	26.8	23.7	14.9	100.0
Female												
n	0	0	0	0	0	1	41	49	101	97	68	357
%	0.0	0.0	0.0	0.0	0.0	0.3	11.5	13.7	28.3	27.2	19.0	100.0
All												
n	0	0	0	0	1	6	59	92	153	143	97	551
%	0.0	0.0	0.0	0.0	0.2	1.1	10.7	16.7	27.8	26.0	17.6	100.0
Cumul												
n	0	0	0	0	1	7	66	158	311	454	551	
%	0.0	0.0	0.0	0.0	0.2	1.3	12.0	28.7	56.4	82.4	100.0	
Score Ranges	0-2	3-4	5-9	10-15	16-18	19-24	25-30	31-34	35-40	41-45	46-50	Max 50

Summary Statistics:

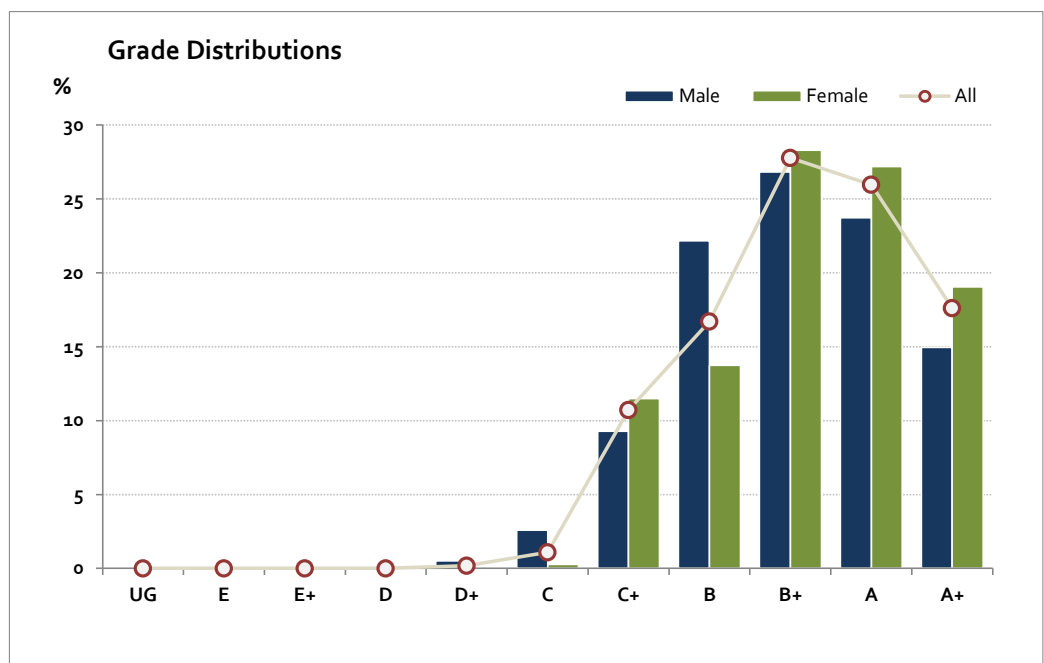
Mean	38.7
Std Dev	6.7
Median	B+

Not Assessed:

Male	n	6
	%	3
Female	n	4
	%	1
All	n	10
	%	2

Total Enrolments incl. Not Assessed:

Male	n	200
Female	n	361
All	n	561



The Victorian Curriculum and Assessment Authority provides high quality curriculum, assessment and reporting that enables individual lifelong learning.

LOTE Indonesian Second Language

Graded Assessment 3 ORAL AND WRITTEN EXAMINATION 2016

Table of Grade Distributions: male, female and all students assessed

Grade	UG	E	E+	D	D+	C	C+	B	B+	A	A+	Total	
Male	n	0	1	0	3	8	12	31	39	48	33	18	193
	%	0.0	0.5	0.0	1.6	4.1	6.2	16.1	20.2	24.9	17.1	9.3	100.0
Female	n	0	0	0	4	8	25	45	67	84	84	40	357
	%	0.0	0.0	0.0	1.1	2.2	7.0	12.6	18.8	23.5	23.5	11.2	100.0
All	n	0	1	0	7	16	37	76	106	132	117	58	550
	%	0.0	0.2	0.0	1.3	2.9	6.7	13.8	19.3	24.0	21.3	10.5	100.0
Cumul	n	0	1	1	8	24	61	137	243	375	492	550	
	%	0.0	0.2	0.2	1.5	4.4	11.1	24.9	44.2	68.2	89.5	100.0	
Score Ranges		0-21	22-39	40-57	58-83	84-109	110-137	138-168	169-213	214-266	267-318	319-400	Max 400

Summary Statistics:

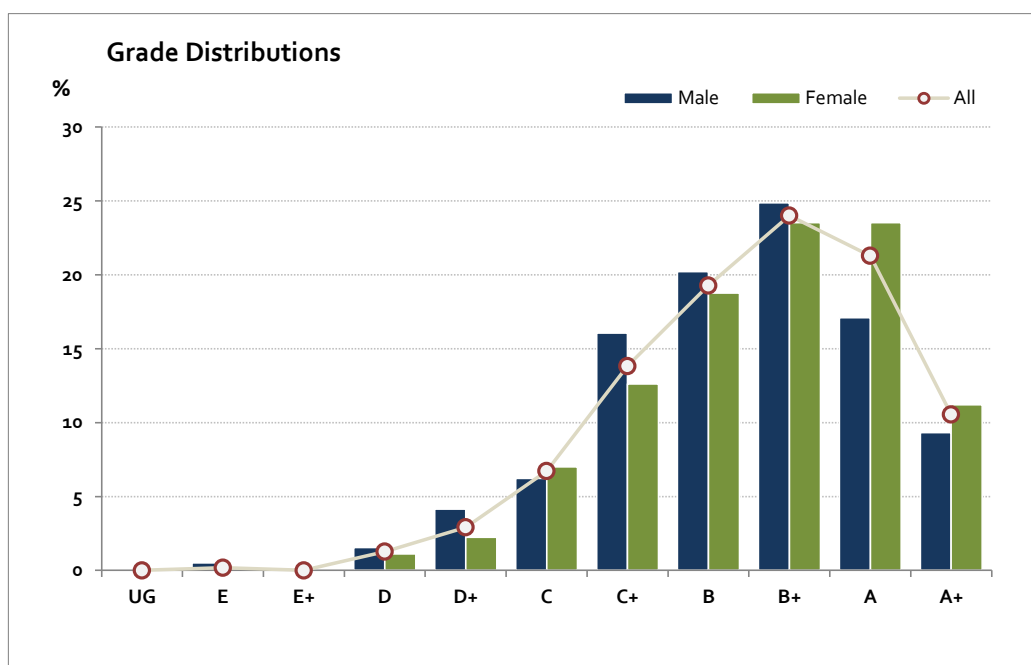
Mean	225.6
Std Dev	70.2
Median	B+

Not Assessed:

Male	n	7
	%	4
Female	n	4
	%	1
All	n	11
	%	2

Total Enrolments incl. Not Assessed:

Male	n	200
Female	n	361
All	n	561



The Victorian Curriculum and Assessment Authority provides high quality curriculum, assessment and reporting that enables individual lifelong learning.