

LOTE Japanese Second Language

Graded Assessment 1 COURSEWORK UNIT 3

2016

Table of Grade Distributions: male, female and all students assessed

Grade	UG	E	E+	D	D+	C	C+	B	B+	A	A+	Total	
Male	n	0	0	0	8	31	52	40	61	91	94	54	431
	%	0.0	0.0	0.0	1.9	7.2	12.1	9.3	14.2	21.1	21.8	12.5	100.0
Female	n	0	0	0	10	31	62	90	101	127	119	119	659
	%	0.0	0.0	0.0	1.5	4.7	9.4	13.7	15.3	19.3	18.1	18.1	100.0
All	n	0	0	0	18	62	114	130	162	218	213	173	1,090
	%	0.0	0.0	0.0	1.7	5.7	10.5	11.9	14.9	20.0	19.5	15.9	100.0
Cumul	n	0	0	0	18	80	194	324	486	704	917	1,090	
	%	0.0	0.0	0.0	1.7	7.3	17.8	29.7	44.6	64.6	84.1	100.0	
Score Ranges	0-4	5-9	10-12	13-23	24-27	28-31	32-34	35-37	38-41	42-46	47-50	Max 50	

Summary Statistics:

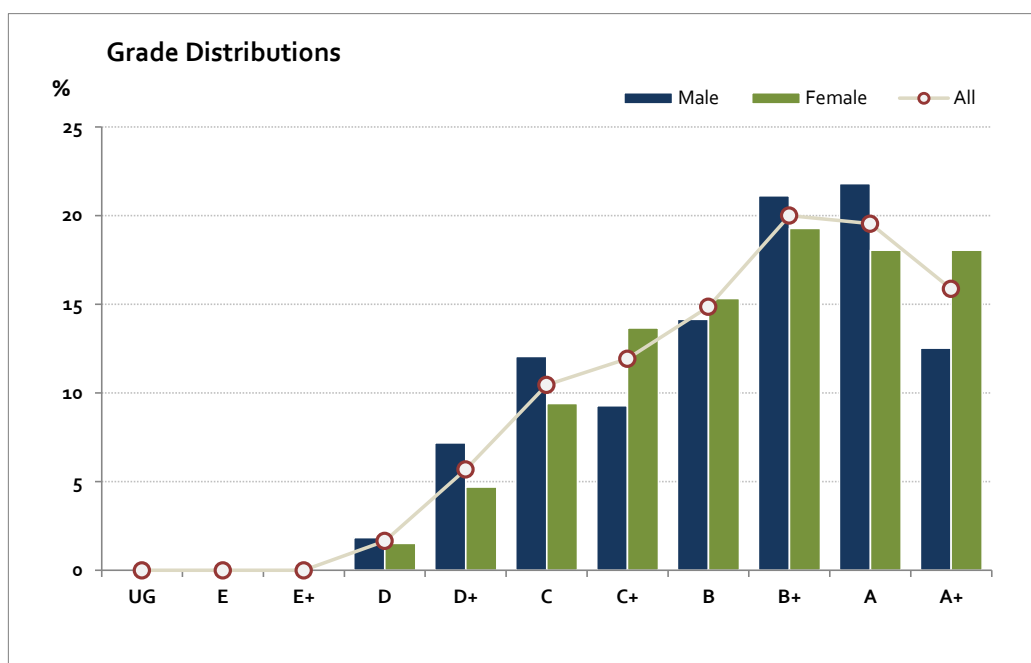
Mean	38.4
Std Dev	7.2
Median	B+

Not Assessed:

Male	n	3
	%	1
Female	n	7
	%	1
All	n	10
	%	1

Total Enrolments incl. Not Assessed:

Male	n	434
Female	n	666
All	n	1,100



The Victorian Curriculum and Assessment Authority provides high quality curriculum, assessment and reporting that enables individual lifelong learning.

LOTE Japanese Second Language

Graded Assessment 2 COURSEWORK UNIT 4 2016

Table of Grade Distributions: male, female and all students assessed

Grade	UG	E	E+	D	D+	C	C+	B	B+	A	A+	Total	
Male	n	0	0	0	1	1	47	57	86	92	91	50	425
	%	0.0	0.0	0.0	0.2	0.2	11.1	13.4	20.2	21.6	21.4	11.8	100.0
Female	n	0	0	0	1	6	39	112	116	146	113	114	647
	%	0.0	0.0	0.0	0.2	0.9	6.0	17.3	17.9	22.6	17.5	17.6	100.0
All	n	0	0	0	2	7	86	169	202	238	204	164	1,072
	%	0.0	0.0	0.0	0.2	0.7	8.0	15.8	18.8	22.2	19.0	15.3	100.0
Cumul	n	0	0	0	2	9	95	264	466	704	908	1,072	
	%	0.0	0.0	0.0	0.2	0.8	8.9	24.6	43.5	65.7	84.7	100.0	
Score Ranges		0-2	3-4	5-8	9-14	15-19	20-28	29-33	34-37	38-42	43-47	48-50	Max 50

Summary Statistics:

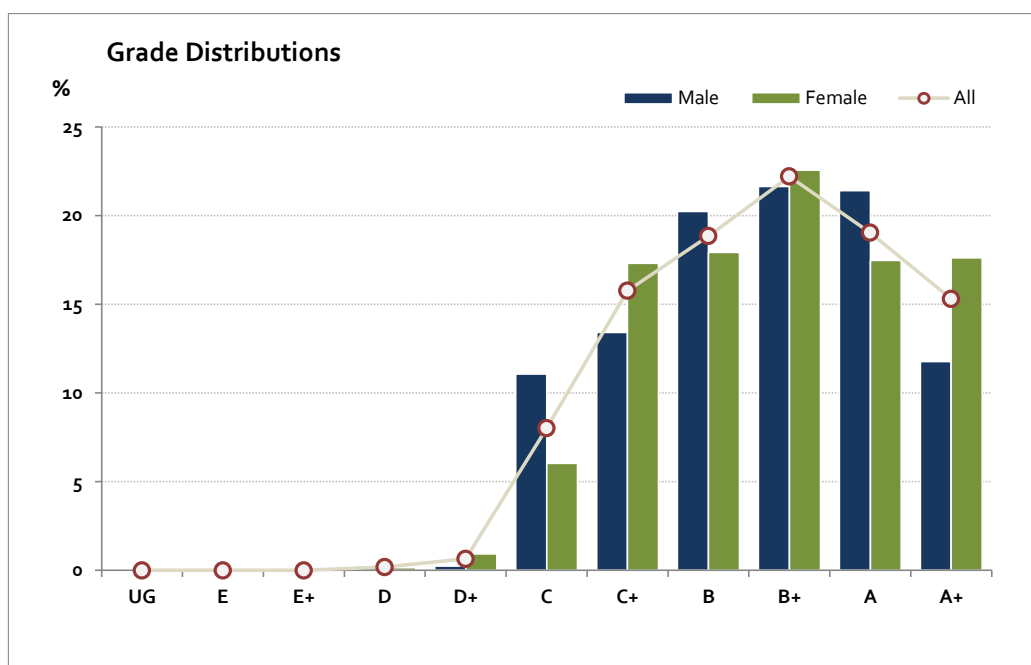
Mean	38.8
Std Dev	7.4
Median	B+

Not Assessed:

Male	n	9
	%	2
Female	n	19
	%	3
All	n	28
	%	3

Total Enrolments incl. Not Assessed:

Male	n	434
Female	n	666
All	n	1,100



The Victorian Curriculum and Assessment Authority provides high quality curriculum, assessment and reporting that enables individual lifelong learning.

LOTE Japanese Second Language

Graded Assessment 3 ORAL AND WRITTEN EXAMINATION 2016

Table of Grade Distributions: male, female and all students assessed

Grade	UG	E	E+	D	D+	C	C+	B	B+	A	A+	Total	
Male	n	0	3	5	12	16	27	45	70	105	100	39	422
	%	0.0	0.7	1.2	2.8	3.8	6.4	10.7	16.6	24.9	23.7	9.2	100.0
Female	n	1	4	5	9	25	42	86	98	154	131	93	648
	%	0.2	0.6	0.8	1.4	3.9	6.5	13.3	15.1	23.8	20.2	14.4	100.0
All	n	1	7	10	21	41	69	131	168	259	231	132	1,070
	%	0.1	0.7	0.9	2.0	3.8	6.4	12.2	15.7	24.2	21.6	12.3	100.0
Cumul	n	1	8	18	39	80	149	280	448	707	938	1,070	
	%	0.1	0.7	1.7	3.6	7.5	13.9	26.2	41.9	66.1	87.7	100.0	
Score Ranges	0-38	39-57	58-70	71-86	87-111	112-139	140-172	173-212	213-270	271-339	340-400	Max 400	

Summary Statistics:

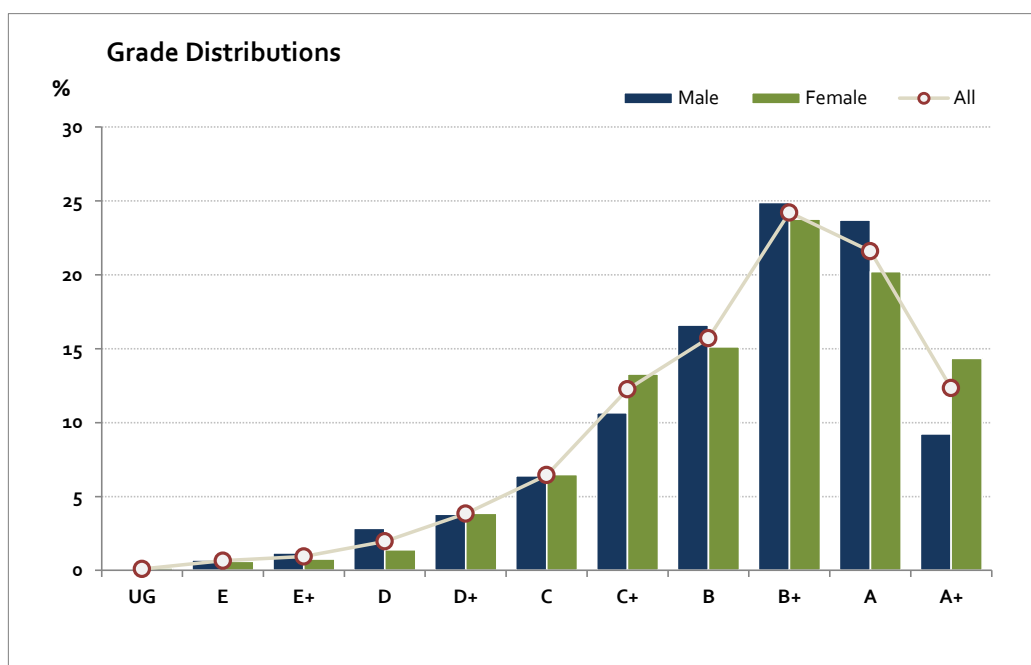
Mean	232.4
Std Dev	82.3
Median	B+

Not Assessed:

Male	n	12
	%	3
Female	n	18
	%	3
All	n	30
	%	3

Total Enrolments incl. Not Assessed:

Male	n	434
Female	n	666
All	n	1,100



The Victorian Curriculum and Assessment Authority provides high quality curriculum, assessment and reporting that enables individual lifelong learning.