

LOTE Latin

Graded Assessment 1 COURSEWORK UNIT 3

2016

Table of Grade Distributions: male, female and all students assessed

Grade	UG	E	E+	D	D+	C	C+	B	B+	A	A+	Total
Male	n	0	1	0	0	0	7	28	38	37	49	160
	%	0.0	0.6	0.0	0.0	0.0	4.4	17.5	23.8	23.1	30.6	100.0
Female	n	0	0	0	0	2	3	14	18	28	13	78
	%	0.0	0.0	0.0	0.0	2.6	3.8	17.9	23.1	35.9	16.7	100.0
All	n	0	1	0	0	2	10	42	56	65	62	238
	%	0.0	0.4	0.0	0.0	0.8	4.2	17.6	23.5	27.3	26.1	100.0
Cumul	n	0	1	1	1	3	13	55	111	176	238	
	%	0.0	0.4	0.4	0.4	1.3	5.5	23.1	46.6	73.9	100.0	
Score Ranges	0-2	3-4	5-9	10-14	15-17	18-21	22-26	27-36	37-40	41-45	46-50	Max 50

Summary Statistics:

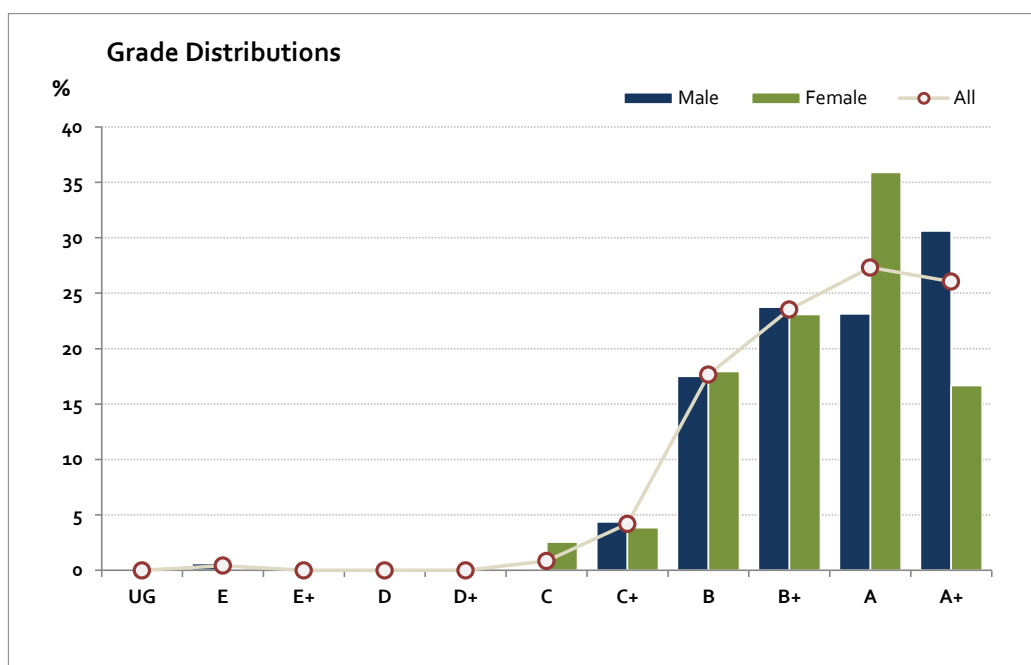
Mean	40.3
Std Dev	6.9
Median	A

Not Assessed:

Male	n	0
	%	0
Female	n	0
	%	0
All	n	0
	%	0

Total Enrolments incl. Not Assessed:

Male	n	160
Female	n	78
All	n	238



The Victorian Curriculum and Assessment Authority provides high quality curriculum, assessment and reporting that enables individual lifelong learning.

LOTE Latin

Graded Assessment 2 COURSEWORK UNIT 4

2016

Table of Grade Distributions: male, female and all students assessed

Grade	UG	E	E+	D	D+	C	C+	B	B+	A	A+	Total	
Male	n	0	0	0	0	1	3	7	20	28	53	47	159
	%	0.0	0.0	0.0	0.0	0.6	1.9	4.4	12.6	17.6	33.3	29.6	100.0
Female	n	0	0	0	0	0	1	5	9	22	29	11	77
	%	0.0	0.0	0.0	0.0	0.0	1.3	6.5	11.7	28.6	37.7	14.3	100.0
All	n	0	0	0	0	1	4	12	29	50	82	58	236
	%	0.0	0.0	0.0	0.0	0.4	1.7	5.1	12.3	21.2	34.7	24.6	100.0
Cumul	n	0	0	0	0	1	5	17	46	96	178	236	
	%	0.0	0.0	0.0	0.0	0.4	2.1	7.2	19.5	40.7	75.4	100.0	
Score Ranges		0-2	3-4	5-9	10-12	13-18	19-21	22-29	30-34	35-38	39-44	45-50	Max 50

Summary Statistics:

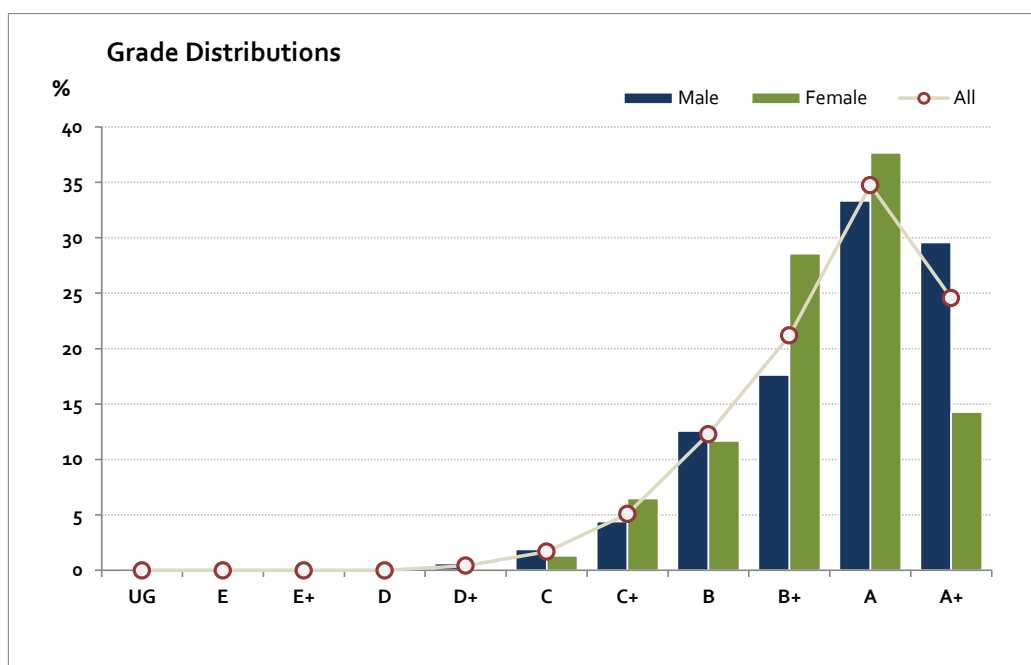
Mean	39.5
Std Dev	6.8
Median	A

Not Assessed:

Male	n	1
	%	1
Female	n	1
	%	1
All	n	2
	%	1

Total Enrolments incl. Not Assessed:

Male	n	160
Female	n	78
All	n	238



The Victorian Curriculum and Assessment Authority provides high quality curriculum, assessment and reporting that enables individual lifelong learning.

LOTE Latin

Graded Assessment 3 WRITTEN EXAMINATION 2016

Table of Grade Distributions: male, female and all students assessed

Grade	UG	E	E+	D	D+	C	C+	B	B+	A	A+	Total	
Male	n	0	0	2	3	5	7	28	23	36	33	22	159
	%	0.0	0.0	1.3	1.9	3.1	4.4	17.6	14.5	22.6	20.8	13.8	100.0
Female	n	0	0	0	3	2	8	9	20	17	12	6	77
	%	0.0	0.0	0.0	3.9	2.6	10.4	11.7	26.0	22.1	15.6	7.8	100.0
All	n	0	0	2	6	7	15	37	43	53	45	28	236
	%	0.0	0.0	0.8	2.5	3.0	6.4	15.7	18.2	22.5	19.1	11.9	100.0
Cumul	n	0	0	2	8	15	30	67	110	163	208	236	
	%	0.0	0.0	0.8	3.4	6.4	12.7	28.4	46.6	69.1	88.1	100.0	
Score Ranges		0-9	10-20	21-30	31-50	51-68	69-83	84-105	106-124	125-142	143-160	161-200	Max 200

Summary Statistics:

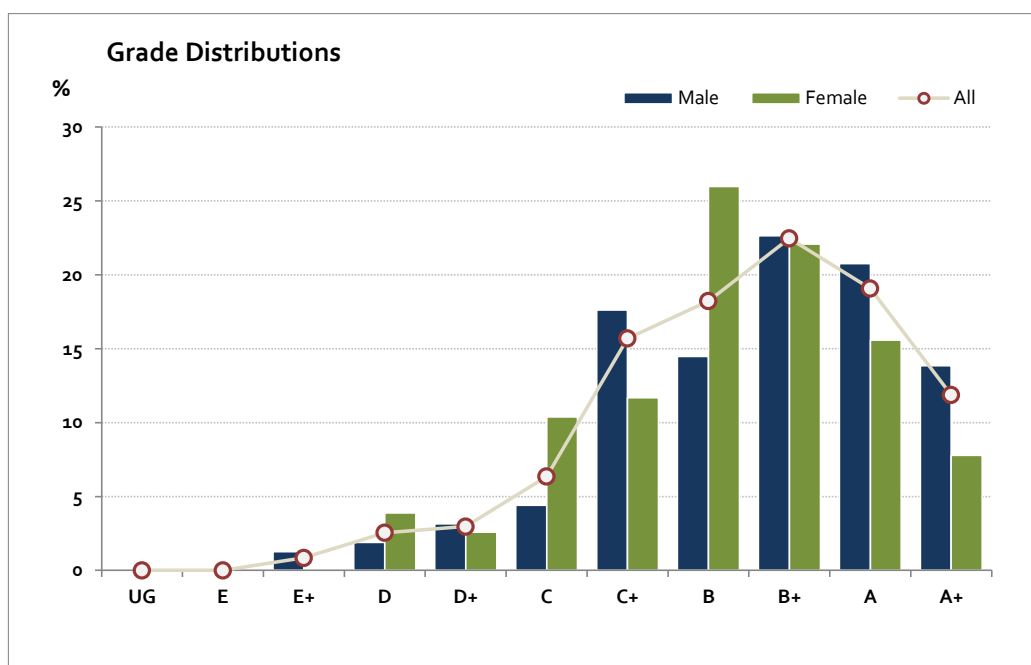
Mean	123.3
Std Dev	33.8
Median	B+

Not Assessed:

Male	n	1
	%	1
Female	n	1
	%	1
All	n	2
	%	1

Total Enrolments incl. Not Assessed:

Male	n	160
Female	n	78
All	n	238



The Victorian Curriculum and Assessment Authority provides high quality curriculum, assessment and reporting that enables individual lifelong learning.