

## LOTE Vietnamese Second Language

### Graded Assessment 1 COURSEWORK UNIT 3

2016

Table of Grade Distributions: male, female and all students assessed

Grade	UG	E	E+	D	D+	C	C+	B	B+	A	A+	Total	
<b>Male</b>	n	0	0	0	0	0	2	17	41	60	44	164	
	%	0.0	0.0	0.0	0.0	0.0	1.2	10.4	25.0	36.6	26.8	100.0	
<b>Female</b>	n	0	0	0	0	0	0	13	61	103	93	270	
	%	0.0	0.0	0.0	0.0	0.0	0.0	4.8	22.6	38.1	34.4	100.0	
<b>All</b>	n	0	0	0	0	0	2	30	102	163	137	434	
	%	0.0	0.0	0.0	0.0	0.0	0.5	6.9	23.5	37.6	31.6	100.0	
<b>Cumul</b>	n	0	0	0	0	0	2	32	134	297	434		
	%	0.0	0.0	0.0	0.0	0.0	0.5	7.4	30.9	68.4	100.0		
<b>Score Ranges</b>		0-2	3-4	5-9	10-14	15-19	20-25	26-28	29-36	37-42	43-47	48-50	Max 50

#### Summary Statistics:

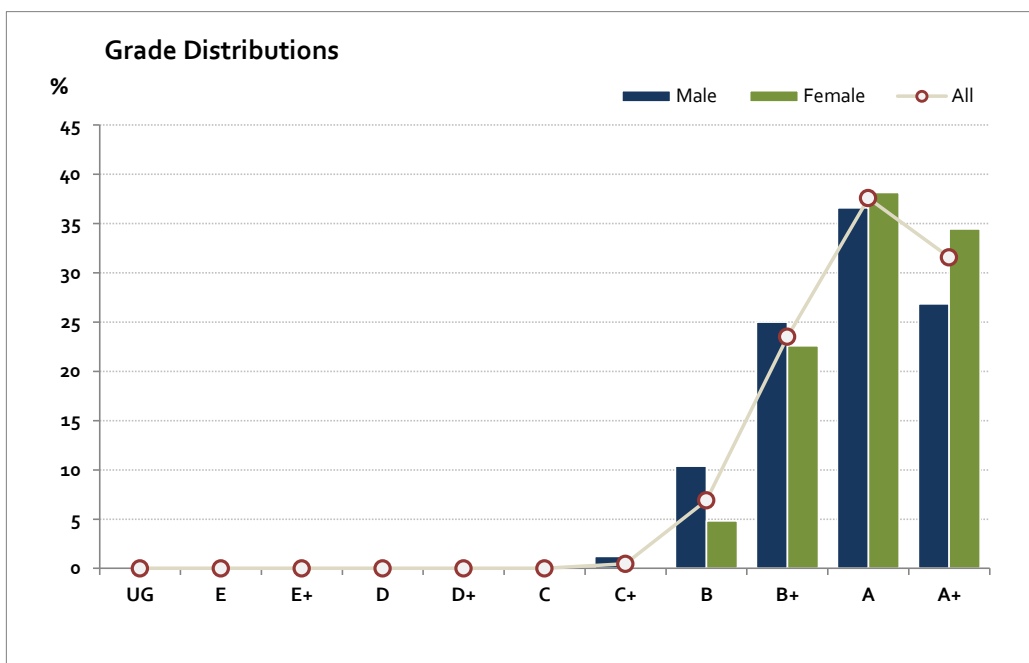
Mean	44.2
Std Dev	4.8
Median	A

#### Not Assessed:

<b>Male</b>	n	4
	%	2
<b>Female</b>	n	2
	%	1
<b>All</b>	n	6
	%	1

#### Total Enrolments incl. Not Assessed:

<b>Male</b>	n	168
<b>Female</b>	n	272
<b>All</b>	n	440



The Victorian Curriculum and Assessment Authority provides high quality curriculum, assessment and reporting that enables individual lifelong learning.

## LOTE Vietnamese Second Language

### Graded Assessment 2 COURSEWORK UNIT 4

2016

Table of Grade Distributions: male, female and all students assessed

Grade	UG	E	E+	D	D+	C	C+	B	B+	A	A+	Total
<b>Male</b>												
n	0	0	0	0	1	0	14	28	51	45	24	163
%	0.0	0.0	0.0	0.0	0.6	0.0	8.6	17.2	31.3	27.6	14.7	100.0
<b>Female</b>												
n	0	0	2	0	0	0	7	41	60	86	68	264
%	0.0	0.0	0.8	0.0	0.0	0.0	2.7	15.5	22.7	32.6	25.8	100.0
<b>All</b>												
n	0	0	2	0	1	0	21	69	111	131	92	427
%	0.0	0.0	0.5	0.0	0.2	0.0	4.9	16.2	26.0	30.7	21.5	100.0
<b>Cumul</b>												
n	0	0	2	2	3	3	24	93	204	335	427	
%	0.0	0.0	0.5	0.5	0.7	0.7	5.6	21.8	47.8	78.5	100.0	
<b>Score Ranges</b>	0-2	3-4	5-9	10-14	15-19	20-25	26-34	35-40	41-45	46-48	49-50	Max 50

#### Summary Statistics:

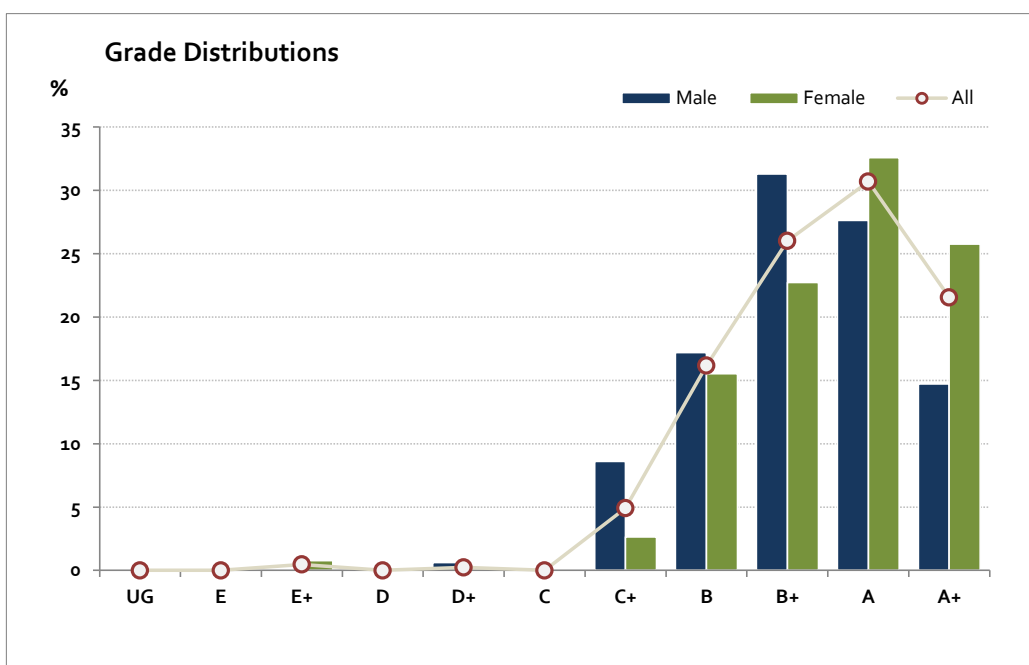
Mean	44
Std Dev	5.7
Median	A

#### Not Assessed:

Male	n	5
	%	3
Female	n	8
	%	3
All	n	13
	%	3

#### Total Enrolments incl. Not Assessed:

Male	n	168
Female	n	272
All	n	440



The Victorian Curriculum and Assessment Authority provides high quality curriculum, assessment and reporting that enables individual lifelong learning.

## LOTE Vietnamese Second Language

### Graded Assessment 3 ORAL AND WRITTEN EXAMINATION 2016

Table of Grade Distributions: male, female and all students assessed

Grade	UG	E	E+	D	D+	C	C+	B	B+	A	A+	Total	
Male	n	0	0	4	2	6	12	14	27	41	37	19	162
	%	0.0	0.0	2.5	1.2	3.7	7.4	8.6	16.7	25.3	22.8	11.7	100.0
Female	n	0	0	0	0	2	14	29	45	60	69	43	262
	%	0.0	0.0	0.0	0.0	0.8	5.3	11.1	17.2	22.9	26.3	16.4	100.0
All	n	0	0	4	2	8	26	43	72	101	106	62	424
	%	0.0	0.0	0.9	0.5	1.9	6.1	10.1	17.0	23.8	25.0	14.6	100.0
Cumul	n	0	0	4	6	14	40	83	155	256	362	424	
	%	0.0	0.0	0.9	1.4	3.3	9.4	19.6	36.6	60.4	85.4	100.0	
Score Ranges		0-19	20-55	56-115	116-193	194-244	245-271	272-294	295-330	331-351	352-371	372-400	Max 400

#### Summary Statistics:

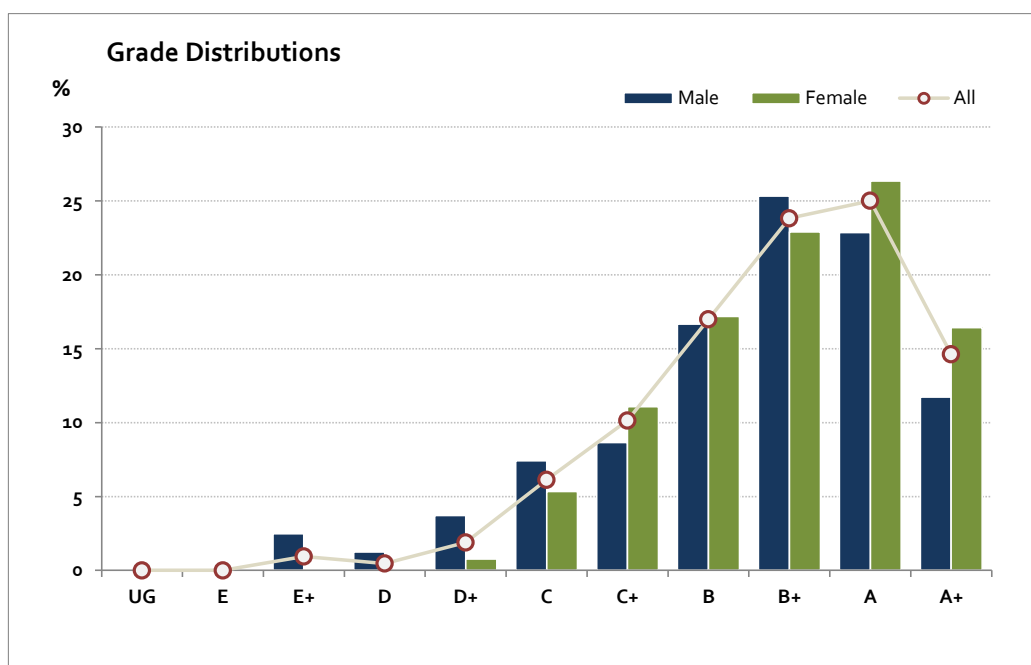
Mean	331.2
Std Dev	47.2
Median	B+

#### Not Assessed:

Male	n	6
	%	4
Female	n	10
	%	4
All	n	16
	%	4

#### Total Enrolments incl. Not Assessed:

Male	n	168
Female	n	272
All	n	440



The Victorian Curriculum and Assessment Authority provides high quality curriculum, assessment and reporting that enables individual lifelong learning.