

Music Style and Composition

Graded Assessment 1 COURSEWORK UNIT 3/4 2016

Table of Grade Distributions: male, female and all students assessed

Grade	UG	E	E+	D	D+	C	C+	B	B+	A	A+	Total	
Male	n	0	1	1	2	3	9	4	11	15	15	7	68
	%	0.0	1.5	1.5	2.9	4.4	13.2	5.9	16.2	22.1	22.1	10.3	100.0
Female	n	0	0	0	1	2	0	6	5	8	15	15	52
	%	0.0	0.0	0.0	1.9	3.8	0.0	11.5	9.6	15.4	28.8	28.8	100.0
All	n	0	1	1	3	5	9	10	16	23	30	22	120
	%	0.0	0.8	0.8	2.5	4.2	7.5	8.3	13.3	19.2	25.0	18.3	100.0
Cumul	n	0	1	2	5	10	19	29	45	68	98	120	
	%	0.0	0.8	1.7	4.2	8.3	15.8	24.2	37.5	56.7	81.7	100.0	
Score Ranges		0-2	3-5	6-8	9-11	12-22	23-28	29-34	35-41	42-46	47-52	53-60	Max 60

Summary Statistics:

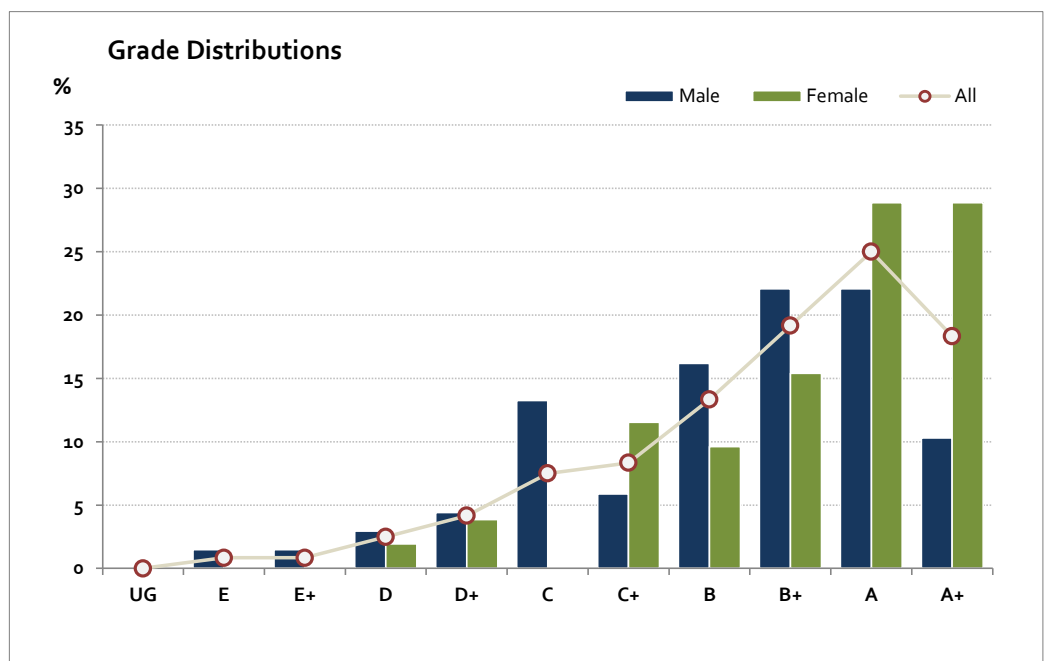
Mean	41.7
Std Dev	12.3
Median	B+

Not Assessed:

Male	n	11
	%	14
Female	n	9
	%	15
All	n	20
	%	14

Total Enrolments incl. Not Assessed:

Male	n	79
Female	n	61
All	n	140



The Victorian Curriculum and Assessment Authority provides high quality curriculum, assessment and reporting that enables individual lifelong learning.

Music Style and Composition

Graded Assessment 2 EXTERNALLY-ASSESSED TASK 2016

Table of Grade Distributions: male, female and all students assessed

Grade	UG	E	E+	D	D+	C	C+	B	B+	A	A+	Total
Male												
n	0	0	0	1	3	12	9	13	10	8	7	63
%	0.0	0.0	0.0	1.6	4.8	19.0	14.3	20.6	15.9	12.7	11.1	100.0
Female												
n	0	0	0	0	0	5	10	9	11	10	5	50
%	0.0	0.0	0.0	0.0	0.0	10.0	20.0	18.0	22.0	20.0	10.0	100.0
All												
n	0	0	0	1	3	17	19	22	21	18	12	113
%	0.0	0.0	0.0	0.9	2.7	15.0	16.8	19.5	18.6	15.9	10.6	100.0
Cumul												
n	0	0	0	1	4	21	40	62	83	101	113	
%	0.0	0.0	0.0	0.9	3.5	18.6	35.4	54.9	73.5	89.4	100.0	
Score Ranges	0-9	10-19	20-35	36-59	60-81	82-106	107-137	138-154	155-167	168-179	180-200	Max 200

Summary Statistics:

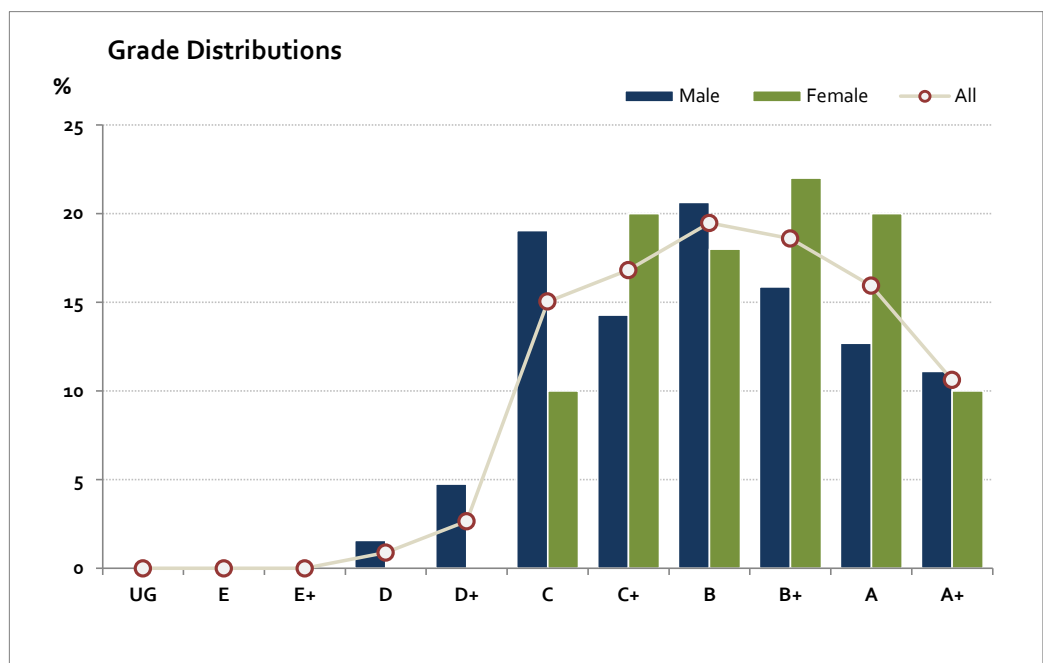
Mean	142.6
Std Dev	33.9
Median	B

Not Assessed:

Male	n	16
	%	20
Female	n	11
	%	18
All	n	27
	%	19

Total Enrolments incl. Not Assessed:

Male	n	79
Female	n	61
All	n	140



The Victorian Curriculum and Assessment Authority provides high quality curriculum, assessment and reporting that enables individual lifelong learning.

Music Style and Composition

Graded Assessment 3 AURAL AND WRITTEN EXAMINATION 2016

Table of Grade Distributions: male, female and all students assessed

Grade	UG	E	E+	D	D+	C	C+	B	B+	A	A+	Total	
Male	n	0	0	3	3	8	7	13	10	5	5	4	58
	%	0.0	0.0	5.2	5.2	13.8	12.1	22.4	17.2	8.6	8.6	6.9	100.0
Female	n	0	0	0	3	6	8	4	7	9	8	5	50
	%	0.0	0.0	0.0	6.0	12.0	16.0	8.0	14.0	18.0	16.0	10.0	100.0
All	n	0	0	3	6	14	15	17	17	14	13	9	108
	%	0.0	0.0	2.8	5.6	13.0	13.9	15.7	15.7	13.0	12.0	8.3	100.0
Cumul	n	0	0	3	9	23	38	55	72	86	99	108	
	%	0.0	0.0	2.8	8.3	21.3	35.2	50.9	66.7	79.6	91.7	100.0	
Score Ranges		0-19	20-39	40-55	56-74	75-92	93-117	118-132	133-144	145-158	159-167	168-200	Max 200

Summary Statistics:

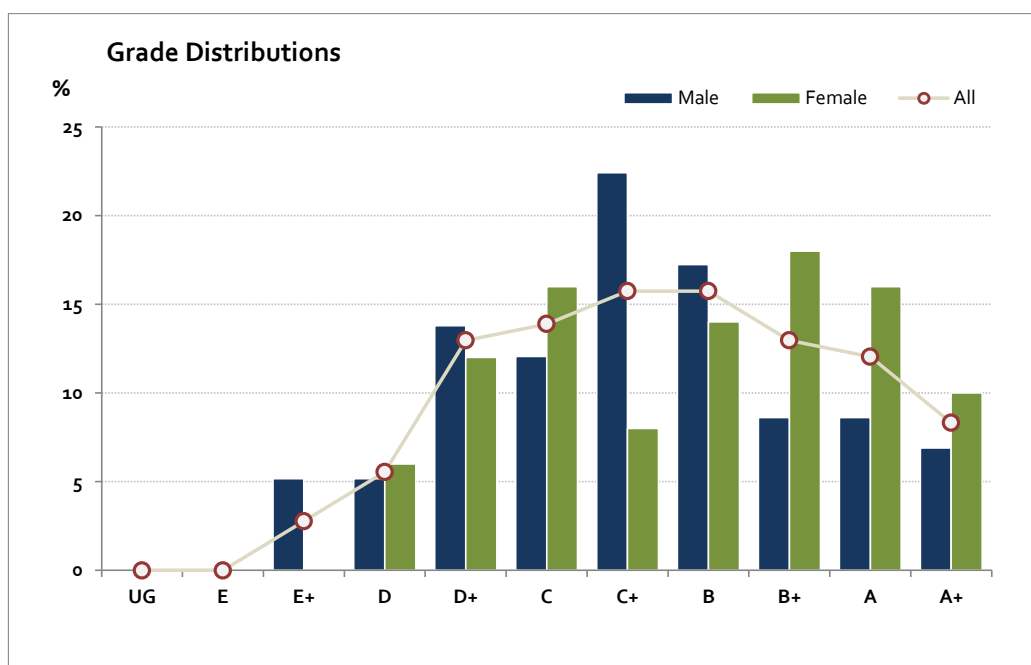
Mean	125.6
Std Dev	34
Median	C+

Not Assessed:

Male	n	21
	%	27
Female	n	11
	%	18
All	n	32
	%	23

Total Enrolments incl. Not Assessed:

Male	n	79
Female	n	61
All	n	140



The Victorian Curriculum and Assessment Authority provides high quality curriculum, assessment and reporting that enables individual lifelong learning.