

LOTE Arabic

Graded Assessment 1 COURSEWORK UNIT 3

2017

Table of Grade Distribution by Gender

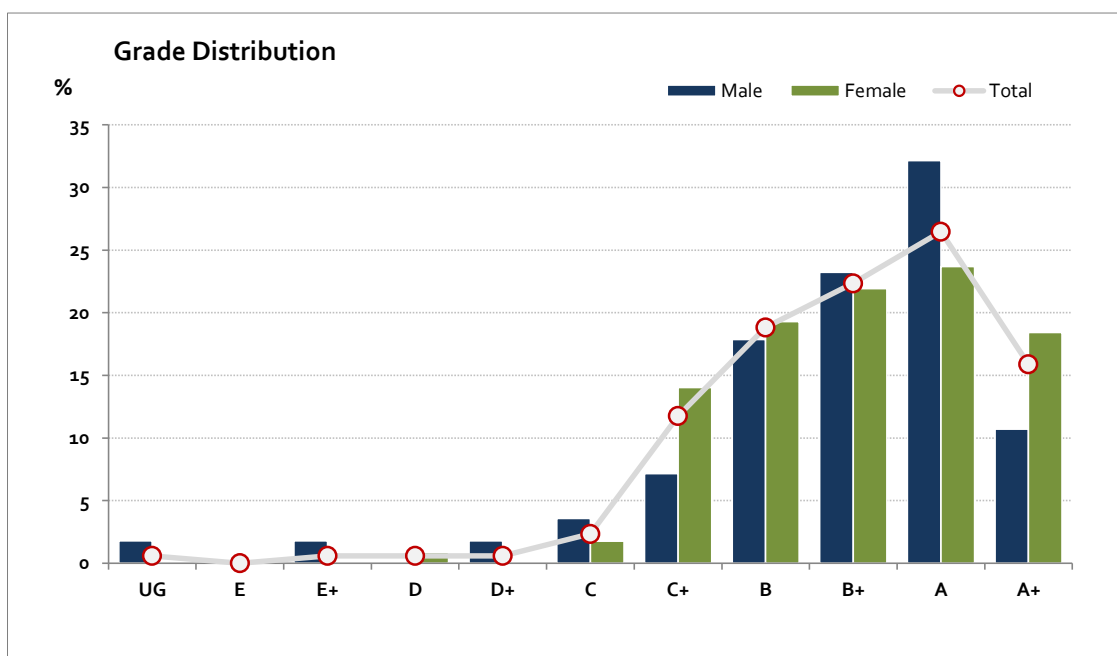
| Grade | | UG | E | E+ | D | D+ | C | C+ | B | B+ | A | A+ | NR | Total |
|--------------|---|-----|-----|-------|-------|-------|-------|-------|-------|-------|-------|-------|-----|--------|
| Male | n | 1 | 0 | 1 | 0 | 1 | 2 | 4 | 10 | 13 | 18 | 6 | 0 | 56 |
| | % | 1.8 | 0.0 | 1.8 | 0.0 | 1.8 | 3.6 | 7.1 | 17.9 | 23.2 | 32.1 | 10.7 | 0.0 | 100.0 |
| Female | n | 0 | 0 | 0 | 1 | 0 | 2 | 16 | 22 | 25 | 27 | 21 | 0 | 114 |
| | % | 0.0 | 0.0 | 0.0 | 0.9 | 0.0 | 1.8 | 14.0 | 19.3 | 21.9 | 23.7 | 18.4 | 0.0 | 100.0 |
| Gender X | n | 0 | 0 | 0 | 0 | 0 | 0 | 0 | 0 | 0 | 0 | 0 | 0 | 0 |
| | % | 0.0 | 0.0 | 0.0 | 0.0 | 0.0 | 0.0 | 0.0 | 0.0 | 0.0 | 0.0 | 0.0 | 0.0 | 0.0 |
| Total | n | 1 | 0 | 1 | 1 | 1 | 4 | 20 | 32 | 38 | 45 | 27 | 0 | 170 |
| | % | 0.6 | 0.0 | 0.6 | 0.6 | 0.6 | 2.4 | 11.8 | 18.8 | 22.4 | 26.5 | 15.9 | 0.0 | 100 |
| Score Ranges | | 0-4 | 5-9 | 10-14 | 15-19 | 20-21 | 22-28 | 29-35 | 36-40 | 41-43 | 44-46 | 47-50 | N/A | Max 50 |

For privacy reasons, a gender with less than 5 students assessed has been assigned to the category of NR (Not Reported).

| Summary Statistics: | |
|---------------------|-----|
| Mean | 41 |
| Std Dev | 7.1 |
| Median | B+ |

| Not Assessed: | |
|---------------|---|
| Male | 2 |
| Female | 5 |
| Gender X | 0 |
| Total | 7 |

| Total Enrolments incl. Not Assessed: | |
|--------------------------------------|-----|
| Male | 58 |
| Female | 119 |
| Gender X | 0 |
| Total | 177 |



Gender X numbers are too low for a graph to be meaningful

The Victorian Curriculum and Assessment Authority provides high quality curriculum, assessment and reporting to enable learning for life.

LOTE Arabic

Graded Assessment 2 COURSEWORK UNIT 4

2017

Table of Grade Distribution by Gender

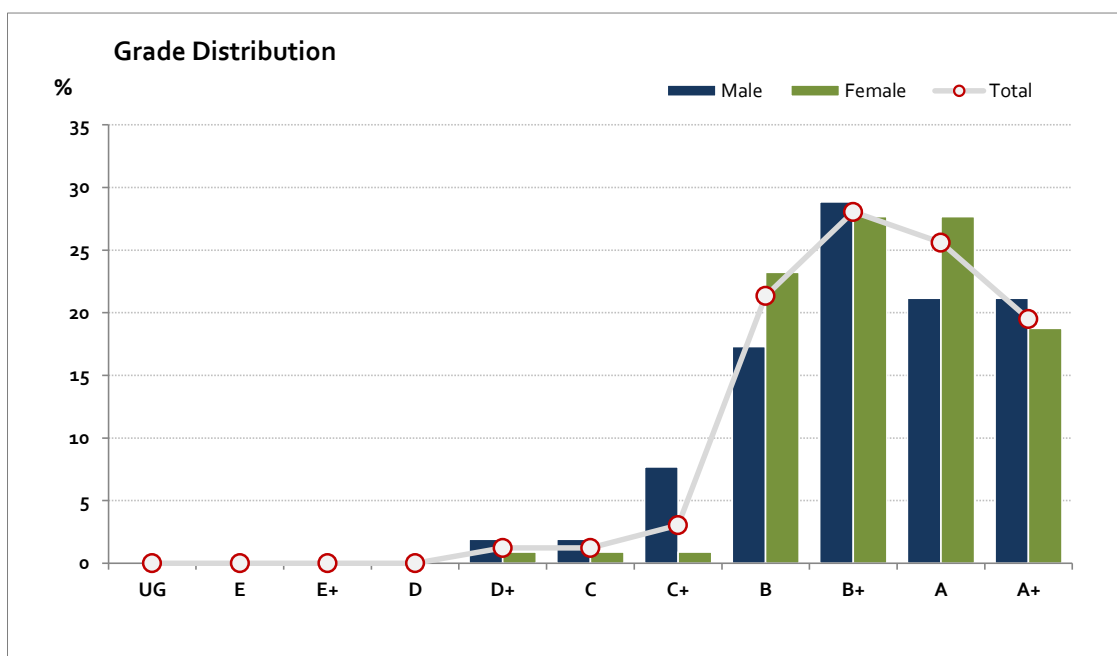
| Grade | | UG | E | E+ | D | D+ | C | C+ | B | B+ | A | A+ | NR | Total |
|--------------|---|-----|-----|-------|-------|-------|-------|-------|-------|-------|-------|-------|-----|--------|
| Male | n | 0 | 0 | 0 | 0 | 1 | 1 | 4 | 9 | 15 | 11 | 11 | 0 | 52 |
| | % | 0.0 | 0.0 | 0.0 | 0.0 | 1.9 | 1.9 | 7.7 | 17.3 | 28.8 | 21.2 | 21.2 | 0.0 | 100.0 |
| Female | n | 0 | 0 | 0 | 0 | 1 | 1 | 1 | 26 | 31 | 31 | 21 | 0 | 112 |
| | % | 0.0 | 0.0 | 0.0 | 0.0 | 0.9 | 0.9 | 0.9 | 23.2 | 27.7 | 27.7 | 18.8 | 0.0 | 100.0 |
| Gender X | n | 0 | 0 | 0 | 0 | 0 | 0 | 0 | 0 | 0 | 0 | 0 | 0 | 0 |
| | % | 0.0 | 0.0 | 0.0 | 0.0 | 0.0 | 0.0 | 0.0 | 0.0 | 0.0 | 0.0 | 0.0 | 0.0 | 0.0 |
| Total | n | 0 | 0 | 0 | 0 | 2 | 2 | 5 | 35 | 46 | 42 | 32 | 0 | 164 |
| | % | 0.0 | 0.0 | 0.0 | 0.0 | 1.2 | 1.2 | 3.0 | 21.3 | 28.0 | 25.6 | 19.5 | 0.0 | 100 |
| Score Ranges | | 0-4 | 5-9 | 10-14 | 15-19 | 20-24 | 25-27 | 28-29 | 30-38 | 39-43 | 44-46 | 47-50 | N/A | Max 50 |

For privacy reasons, a gender with less than 5 students assessed has been assigned to the category of NR (Not Reported).

| Summary Statistics: | |
|---------------------|------|
| Mean | 41.5 |
| Std Dev | 6.1 |
| Median | B+ |

| Not Assessed: | |
|---------------|----|
| Male | 6 |
| Female | 7 |
| Gender X | 0 |
| Total | 13 |

| Total Enrolments incl. Not Assessed: | |
|--------------------------------------|-----|
| Male | 58 |
| Female | 119 |
| Gender X | 0 |
| Total | 177 |



Gender X numbers are too low for a graph to be meaningful

The Victorian Curriculum and Assessment Authority provides high quality curriculum, assessment and reporting to enable learning for life.

LOTE Arabic

Graded Assessment 3 ORAL AND WRITTEN EXAMINATION

2017

Table of Grade Distribution by Gender

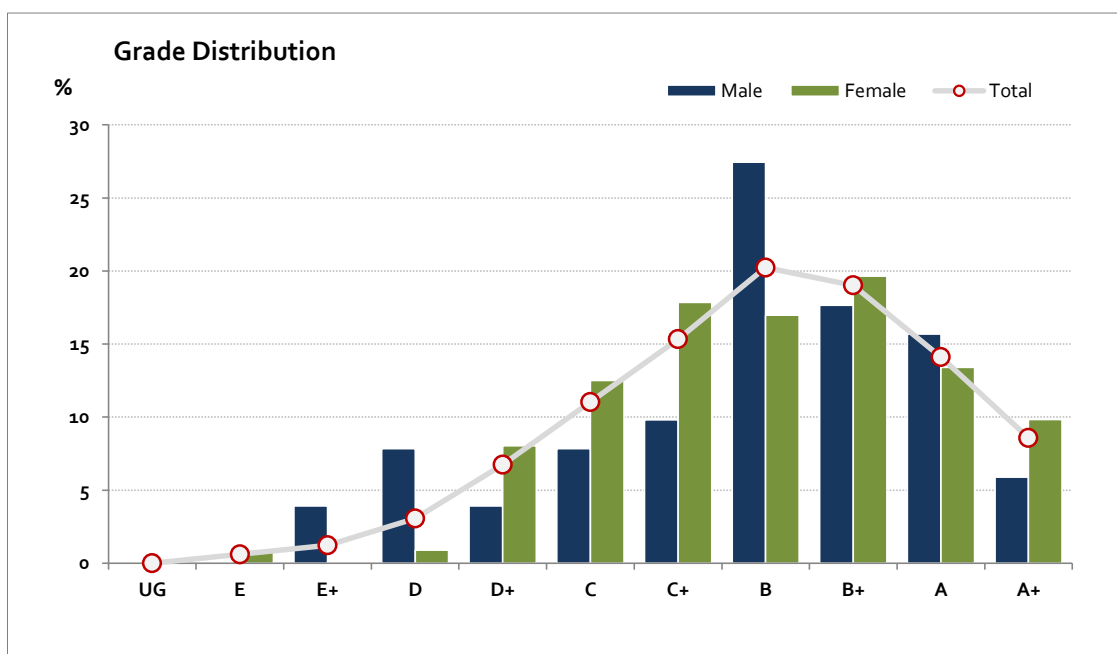
| Grade | | UG | E | E+ | D | D+ | C | C+ | B | B+ | A | A+ | NR | Total |
|--------------|---|------|-------|-------|--------|---------|---------|---------|---------|---------|---------|---------|-----|---------|
| Male | n | 0 | 0 | 2 | 4 | 2 | 4 | 5 | 14 | 9 | 8 | 3 | 0 | 51 |
| | % | 0.0 | 0.0 | 3.9 | 7.8 | 3.9 | 7.8 | 9.8 | 27.5 | 17.6 | 15.7 | 5.9 | 0.0 | 100.0 |
| Female | n | 0 | 1 | 0 | 1 | 9 | 14 | 20 | 19 | 22 | 15 | 11 | 0 | 112 |
| | % | 0.0 | 0.9 | 0.0 | 0.9 | 8.0 | 12.5 | 17.9 | 17.0 | 19.6 | 13.4 | 9.8 | 0.0 | 100.0 |
| Gender X | n | 0 | 0 | 0 | 0 | 0 | 0 | 0 | 0 | 0 | 0 | 0 | 0 | 0 |
| | % | 0.0 | 0.0 | 0.0 | 0.0 | 0.0 | 0.0 | 0.0 | 0.0 | 0.0 | 0.0 | 0.0 | 0.0 | 0.0 |
| Total | n | 0 | 1 | 2 | 5 | 11 | 18 | 25 | 33 | 31 | 23 | 14 | 0 | 163 |
| | % | 0.0 | 0.6 | 1.2 | 3.1 | 6.7 | 11.0 | 15.3 | 20.2 | 19.0 | 14.1 | 8.6 | 0.0 | 100 |
| Score Ranges | | 0-39 | 40-60 | 61-69 | 70-138 | 139-205 | 206-228 | 229-262 | 263-292 | 293-313 | 314-339 | 340-400 | N/A | Max 400 |

For privacy reasons, a gender with less than 5 students assessed has been assigned to the category of NR (Not Reported).

| Summary Statistics: | |
|---------------------|------|
| Mean | 269 |
| Std Dev | 59.3 |
| Median | B |

| Not Assessed: | |
|---------------|----|
| Male | 7 |
| Female | 7 |
| Gender X | 0 |
| Total | 14 |

| Total Enrolments incl. Not Assessed: | |
|--------------------------------------|-----|
| Male | 58 |
| Female | 119 |
| Gender X | 0 |
| Total | 177 |



Gender X numbers are too low for a graph to be meaningful

The Victorian Curriculum and Assessment Authority provides high quality curriculum, assessment and reporting to enable learning for life.