

## LOTE Chinese Second Language Advanced

### Graded Assessment 1 COURSEWORK UNIT 3

2017

Table of Grade Distribution by Gender

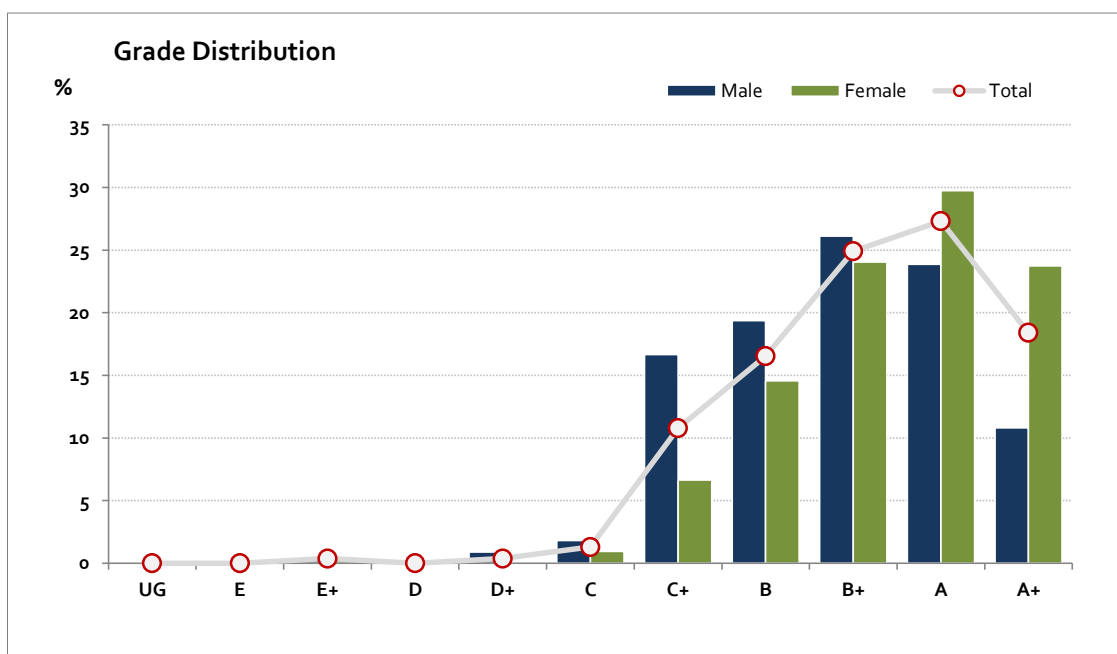
Grade		UG	E	E+	D	D+	C	C+	B	B+	A	A+	NR	Total
Male	n	0	0	1	0	2	4	37	43	58	53	24	0	222
	%	0.0	0.0	0.5	0.0	0.9	1.8	16.7	19.4	26.1	23.9	10.8	0.0	100.0
Female	n	0	0	1	0	0	3	21	46	76	94	75	0	316
	%	0.0	0.0	0.3	0.0	0.0	0.9	6.6	14.6	24.1	29.7	23.7	0.0	100.0
Gender X	n	0	0	0	0	0	0	0	0	0	0	0	0	0
	%	0.0	0.0	0.0	0.0	0.0	0.0	0.0	0.0	0.0	0.0	0.0	0.0	0.0
Total	n	0	0	2	0	2	7	58	89	134	147	99	0	538
	%	0.0	0.0	0.4	0.0	0.4	1.3	10.8	16.5	24.9	27.3	18.4	0.0	100
Score Ranges		0-4	5-9	10-14	15-19	20-24	25-31	32-37	38-41	42-44	45-47	48-50	N/A	Max 50

For privacy reasons, a gender with less than 5 students assessed has been assigned to the category of NR (Not Reported).

Summary Statistics:	
Mean	43
Std Dev	5.1
Median	B+

Not Assessed:	
Male	3
Female	4
Gender X	0
Total	7

Total Enrolments incl. Not Assessed:	
Male	225
Female	320
Gender X	0
Total	545



Gender X numbers are too low for a graph to be meaningful

The Victorian Curriculum and Assessment Authority provides high quality curriculum, assessment and reporting to enable learning for life.

## LOTE Chinese Second Language Advanced

### Graded Assessment 2 COURSEWORK UNIT 4

2017

Table of Grade Distribution by Gender

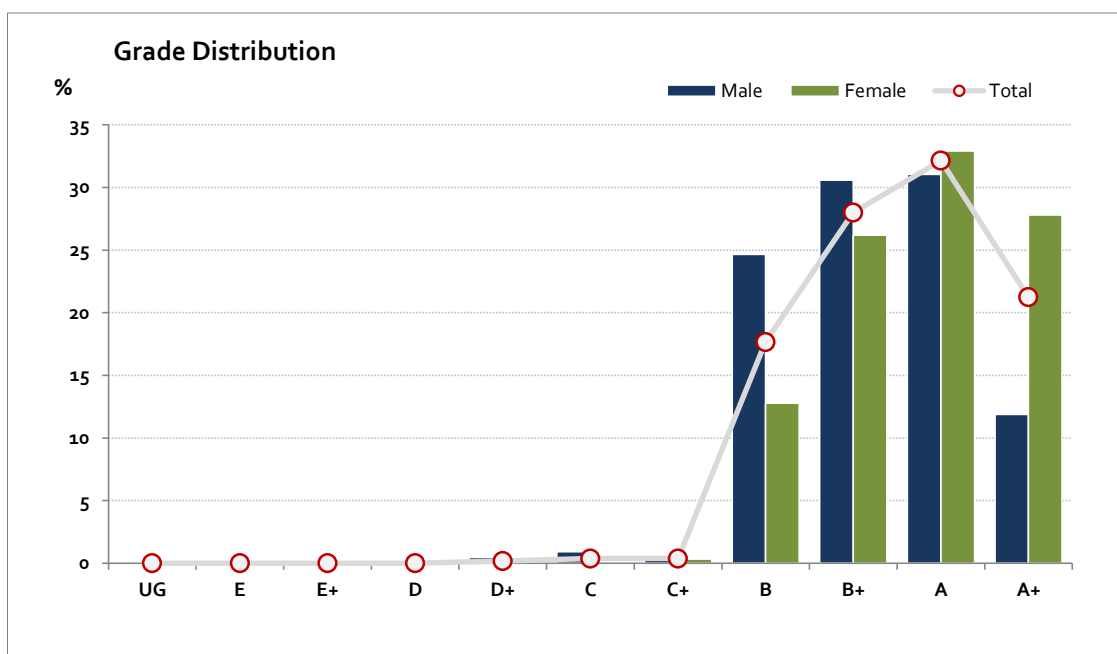
Grade		UG	E	E+	D	D+	C	C+	B	B+	A	A+	NR	Total
Male	n	0	0	0	0	1	2	1	54	67	68	26	0	219
	%	0.0	0.0	0.0	0.0	0.5	0.9	0.5	24.7	30.6	31.1	11.9	0.0	100.0
Female	n	0	0	0	0	0	0	1	40	82	103	87	0	313
	%	0.0	0.0	0.0	0.0	0.0	0.0	0.3	12.8	26.2	32.9	27.8	0.0	100.0
Gender X	n	0	0	0	0	0	0	0	0	0	0	0	0	0
	%	0.0	0.0	0.0	0.0	0.0	0.0	0.0	0.0	0.0	0.0	0.0	0.0	0.0
Total	n	0	0	0	0	1	2	2	94	149	171	113	0	532
	%	0.0	0.0	0.0	0.0	0.2	0.4	0.4	17.7	28.0	32.1	21.2	0.0	100
Score Ranges		0-2	3-4	5-9	10-14	15-19	20-24	25-29	30-39	40-43	44-47	48-50	N/A	Max 50

For privacy reasons, a gender with less than 5 students assessed has been assigned to the category of NR (Not Reported).

Summary Statistics:	
Mean	43.2
Std Dev	4.9
Median	A

Not Assessed:	
Male	6
Female	7
Gender X	0
Total	13

Total Enrolments incl. Not Assessed:	
Male	225
Female	320
Gender X	0
Total	545



Gender X numbers are too low for a graph to be meaningful

The Victorian Curriculum and Assessment Authority provides high quality curriculum, assessment and reporting to enable learning for life.

## LOTE Chinese Second Language Advanced

### Graded Assessment 3 ORAL AND WRITTEN EXAMINATION

2017

Table of Grade Distribution by Gender

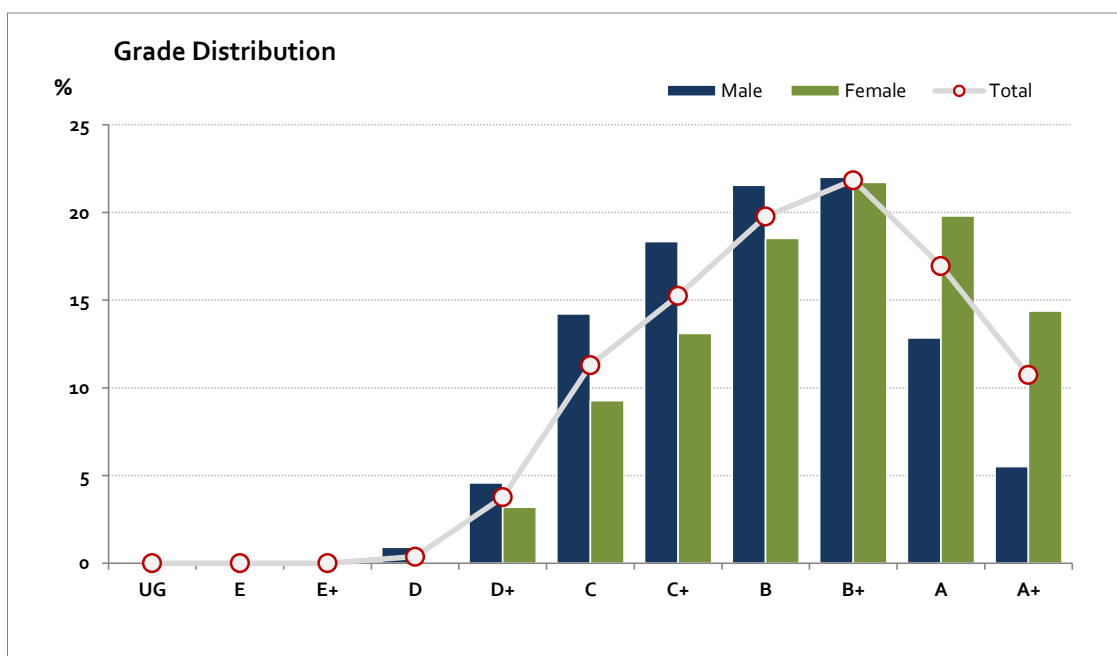
Grade		UG	E	E+	D	D+	C	C+	B	B+	A	A+	NR	Total
Male	n	0	0	0	2	10	31	40	47	48	28	12	0	218
	%	0.0	0.0	0.0	0.9	4.6	14.2	18.3	21.6	22.0	12.8	5.5	0.0	100.0
Female	n	0	0	0	0	10	29	41	58	68	62	45	0	313
	%	0.0	0.0	0.0	0.0	3.2	9.3	13.1	18.5	21.7	19.8	14.4	0.0	100.0
Gender X	n	0	0	0	0	0	0	0	0	0	0	0	0	0
	%	0.0	0.0	0.0	0.0	0.0	0.0	0.0	0.0	0.0	0.0	0.0	0.0	0.0
Total	n	0	0	0	2	20	60	81	105	116	90	57	0	531
	%	0.0	0.0	0.0	0.4	3.8	11.3	15.3	19.8	21.8	16.9	10.7	0.0	100
Score Ranges		0-39	40-79	80-119	120-159	160-231	232-264	265-287	288-306	307-320	321-336	337-400	N/A	Max 400

For privacy reasons, a gender with less than 5 students assessed has been assigned to the category of NR (Not Reported).

Summary Statistics:	
Mean	299.5
Std Dev	34.6
Median	B

Not Assessed:	
Male	7
Female	7
Gender X	0
Total	14

Total Enrolments incl. Not Assessed:	
Male	225
Female	320
Gender X	0
Total	545



Gender X numbers are too low for a graph to be meaningful

The Victorian Curriculum and Assessment Authority provides high quality curriculum, assessment and reporting to enable learning for life.