

LOTE German

Graded Assessment 1 COURSEWORK UNIT 3

2017

Table of Grade Distribution by Gender

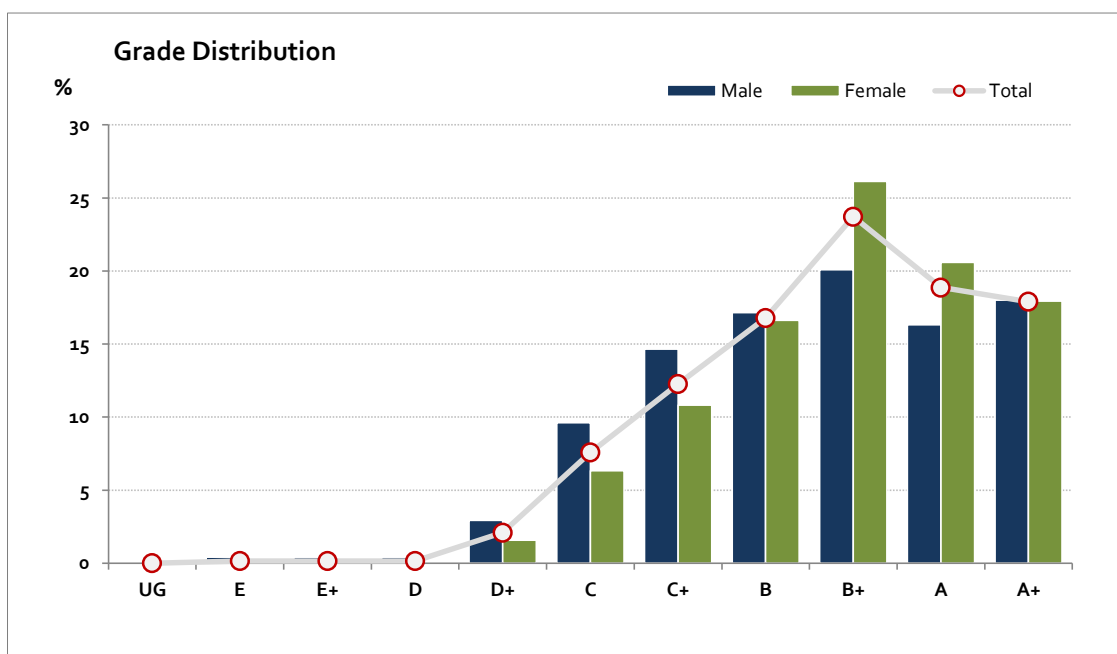
| Grade | | UG | E | E+ | D | D+ | C | C+ | B | B+ | A | A+ | NR | Total |
|--------------|---|-----|-----|-------|-------|-------|-------|-------|-------|-------|-------|-------|-------|--------|
| Male | n | 0 | 1 | 1 | 1 | 7 | 23 | 35 | 41 | 48 | 39 | 43 | 0 | 239 |
| | % | 0.0 | 0.4 | 0.4 | 0.4 | 2.9 | 9.6 | 14.6 | 17.2 | 20.1 | 16.3 | 18.0 | 0.0 | 100.0 |
| Female | n | 0 | 0 | 0 | 0 | 6 | 24 | 41 | 63 | 99 | 78 | 68 | 0 | 379 |
| | % | 0.0 | 0.0 | 0.0 | 0.0 | 1.6 | 6.3 | 10.8 | 16.6 | 26.1 | 20.6 | 17.9 | 0.0 | 100.0 |
| Gender X | n | 0 | 0 | 0 | 0 | 0 | 0 | 0 | 0 | 0 | 0 | 0 | 2 | 2 |
| | % | 0.0 | 0.0 | 0.0 | 0.0 | 0.0 | 0.0 | 0.0 | 0.0 | 0.0 | 0.0 | 0.0 | 100.0 | 100.0 |
| Total | n | 0 | 1 | 1 | 1 | 13 | 47 | 76 | 104 | 147 | 117 | 111 | 2 | 620 |
| | % | 0.0 | 0.2 | 0.2 | 0.2 | 2.1 | 7.6 | 12.3 | 16.8 | 23.7 | 18.9 | 17.9 | 0.3 | 100 |
| Score Ranges | | 0-4 | 5-9 | 10-11 | 12-13 | 14-22 | 23-27 | 28-31 | 32-35 | 36-40 | 41-44 | 45-50 | N/A | Max 50 |

For privacy reasons, a gender with less than 5 students assessed has been assigned to the category of NR (Not Reported).

| Summary Statistics: | |
|---------------------|------|
| Mean | 37.2 |
| Std Dev | 7.4 |
| Median | B+ |

| Not Assessed: | |
|---------------|---|
| Male | 2 |
| Female | 4 |
| Gender X | 0 |
| Total | 6 |

| Total Enrolments incl. Not Assessed: | |
|--------------------------------------|-----|
| Male | 241 |
| Female | 383 |
| Gender X | 2 |
| Total | 626 |



Gender X numbers are too low for a graph to be meaningful

The Victorian Curriculum and Assessment Authority provides high quality curriculum, assessment and reporting to enable learning for life.

LOTE German

Graded Assessment 2 COURSEWORK UNIT 4

2017

Table of Grade Distribution by Gender

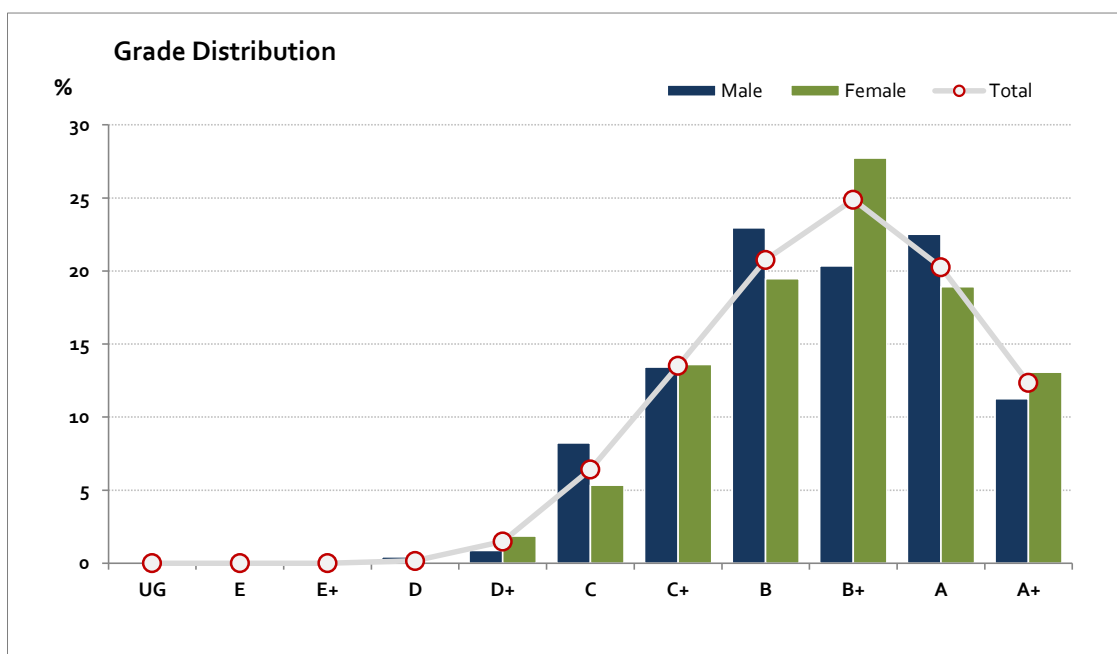
| Grade | | UG | E | E+ | D | D+ | C | C+ | B | B+ | A | A+ | NR | Total |
|--------------|---|-----|-----|-------|-------|-------|-------|-------|-------|-------|-------|-------|-------|--------|
| Male | n | 0 | 0 | 0 | 1 | 2 | 19 | 31 | 53 | 47 | 52 | 26 | 0 | 231 |
| | % | 0.0 | 0.0 | 0.0 | 0.4 | 0.9 | 8.2 | 13.4 | 22.9 | 20.3 | 22.5 | 11.3 | 0.0 | 100.0 |
| Female | n | 0 | 0 | 0 | 0 | 7 | 20 | 51 | 73 | 104 | 71 | 49 | 0 | 375 |
| | % | 0.0 | 0.0 | 0.0 | 0.0 | 1.9 | 5.3 | 13.6 | 19.5 | 27.7 | 18.9 | 13.1 | 0.0 | 100.0 |
| Gender X | n | 0 | 0 | 0 | 0 | 0 | 0 | 0 | 0 | 0 | 0 | 0 | 1 | 1 |
| | % | 0.0 | 0.0 | 0.0 | 0.0 | 0.0 | 0.0 | 0.0 | 0.0 | 0.0 | 0.0 | 0.0 | 100.0 | 100.0 |
| Total | n | 0 | 0 | 0 | 1 | 9 | 39 | 82 | 126 | 151 | 123 | 75 | 1 | 607 |
| | % | 0.0 | 0.0 | 0.0 | 0.2 | 1.5 | 6.4 | 13.5 | 20.8 | 24.9 | 20.3 | 12.4 | 0.2 | 100 |
| Score Ranges | | 0-4 | 5-9 | 10-14 | 15-16 | 17-21 | 22-26 | 27-31 | 32-36 | 37-41 | 42-46 | 47-50 | N/A | Max 50 |

For privacy reasons, a gender with less than 5 students assessed has been assigned to the category of NR (Not Reported).

| Summary Statistics: | |
|---------------------|------|
| Mean | 37.7 |
| Std Dev | 7.3 |
| Median | B+ |

| Not Assessed: | |
|---------------|----|
| Male | 10 |
| Female | 8 |
| Gender X | 1 |
| Total | 19 |

| Total Enrolments incl. Not Assessed: | |
|--------------------------------------|-----|
| Male | 241 |
| Female | 383 |
| Gender X | 2 |
| Total | 626 |



Gender X numbers are too low for a graph to be meaningful

The Victorian Curriculum and Assessment Authority provides high quality curriculum, assessment and reporting to enable learning for life.

LOTE German

Graded Assessment 3 ORAL AND WRITTEN EXAMINATION

2017

Table of Grade Distribution by Gender

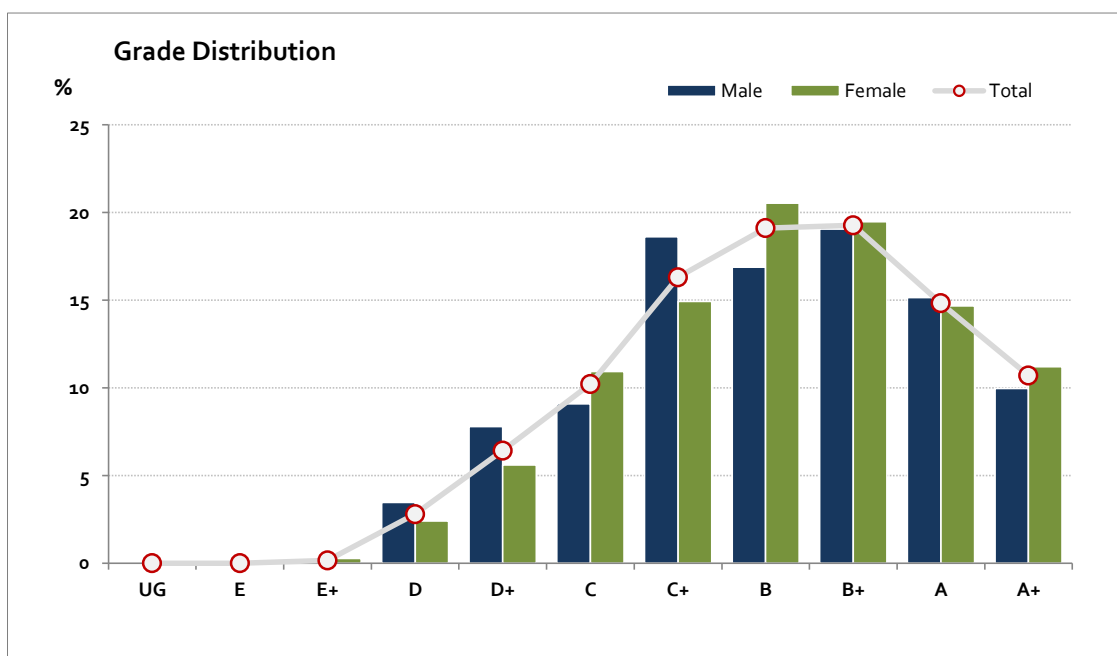
| Grade | | UG | E | E+ | D | D+ | C | C+ | B | B+ | A | A+ | NR | Total |
|--------------|---|------|-------|-------|--------|---------|---------|---------|---------|---------|---------|---------|-------|---------|
| Male | n | 0 | 0 | 0 | 8 | 18 | 21 | 43 | 39 | 44 | 35 | 23 | 0 | 231 |
| | % | 0.0 | 0.0 | 0.0 | 3.5 | 7.8 | 9.1 | 18.6 | 16.9 | 19.0 | 15.2 | 10.0 | 0.0 | 100.0 |
| Female | n | 0 | 0 | 1 | 9 | 21 | 41 | 56 | 77 | 73 | 55 | 42 | 0 | 375 |
| | % | 0.0 | 0.0 | 0.3 | 2.4 | 5.6 | 10.9 | 14.9 | 20.5 | 19.5 | 14.7 | 11.2 | 0.0 | 100.0 |
| Gender X | n | 0 | 0 | 0 | 0 | 0 | 0 | 0 | 0 | 0 | 0 | 0 | 1 | 1 |
| | % | 0.0 | 0.0 | 0.0 | 0.0 | 0.0 | 0.0 | 0.0 | 0.0 | 0.0 | 0.0 | 0.0 | 100.0 | 100.0 |
| Total | n | 0 | 0 | 1 | 17 | 39 | 62 | 99 | 116 | 117 | 90 | 65 | 1 | 607 |
| | % | 0.0 | 0.0 | 0.2 | 2.8 | 6.4 | 10.2 | 16.3 | 19.1 | 19.3 | 14.8 | 10.7 | 0.2 | 100 |
| Score Ranges | | 0-39 | 40-48 | 49-74 | 75-108 | 109-146 | 147-189 | 190-231 | 232-272 | 273-312 | 313-349 | 350-400 | N/A | Max 400 |

For privacy reasons, a gender with less than 5 students assessed has been assigned to the category of NR (Not Reported).

| Summary Statistics: | |
|---------------------|-------|
| Mean | 255.5 |
| Std Dev | 74.2 |
| Median | B |

| Not Assessed: | |
|---------------|----|
| Male | 10 |
| Female | 8 |
| Gender X | 1 |
| Total | 19 |

| Total Enrolments incl. Not Assessed: | |
|--------------------------------------|-----|
| Male | 241 |
| Female | 383 |
| Gender X | 2 |
| Total | 626 |



Gender X numbers are too low for a graph to be meaningful

The Victorian Curriculum and Assessment Authority provides high quality curriculum, assessment and reporting to enable learning for life.