

LOTE Greek

Graded Assessment 1 COURSEWORK UNIT 3

2017

Table of Grade Distribution by Gender

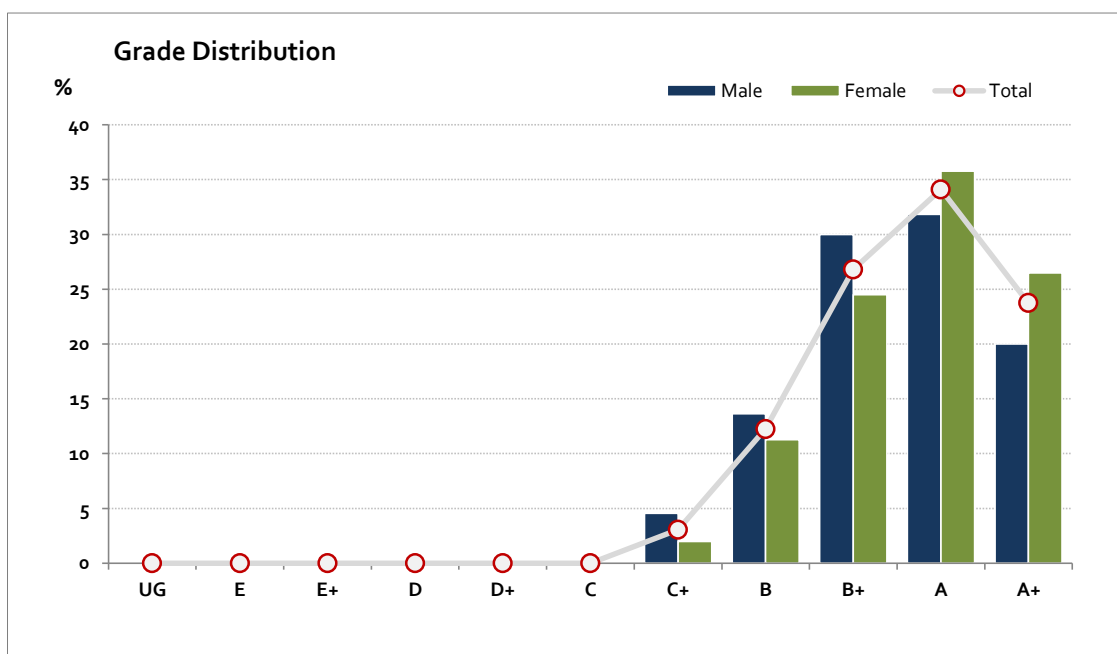
Grade		UG	E	E+	D	D+	C	C+	B	B+	A	A+	NR	Total
Male	n	0	0	0	0	0	0	5	15	33	35	22	0	110
	%	0.0	0.0	0.0	0.0	0.0	0.0	4.5	13.6	30.0	31.8	20.0	0.0	100.0
Female	n	0	0	0	0	0	0	3	17	37	54	40	0	151
	%	0.0	0.0	0.0	0.0	0.0	0.0	2.0	11.3	24.5	35.8	26.5	0.0	100.0
Gender X	n	0	0	0	0	0	0	0	0	0	0	0	0	0
	%	0.0	0.0	0.0	0.0	0.0	0.0	0.0	0.0	0.0	0.0	0.0	0.0	0.0
Total	n	0	0	0	0	0	0	8	32	70	89	62	0	261
	%	0.0	0.0	0.0	0.0	0.0	0.0	3.1	12.3	26.8	34.1	23.8	0.0	100
Score Ranges		0-4	5-9	10-14	15-19	20-21	22-23	24-25	26-33	34-39	40-44	45-50	N/A	Max 50

For privacy reasons, a gender with less than 5 students assessed has been assigned to the category of NR (Not Reported).

Summary Statistics:	
Mean	40
Std Dev	6.1
Median	A

Not Assessed:	
Male	5
Female	6
Gender X	0
Total	11

Total Enrolments incl. Not Assessed:	
Male	115
Female	157
Gender X	0
Total	272



Gender X numbers are too low for a graph to be meaningful

The Victorian Curriculum and Assessment Authority provides high quality curriculum, assessment and reporting to enable learning for life.

LOTE Greek

Graded Assessment 2 COURSEWORK UNIT 4

2017

Table of Grade Distribution by Gender

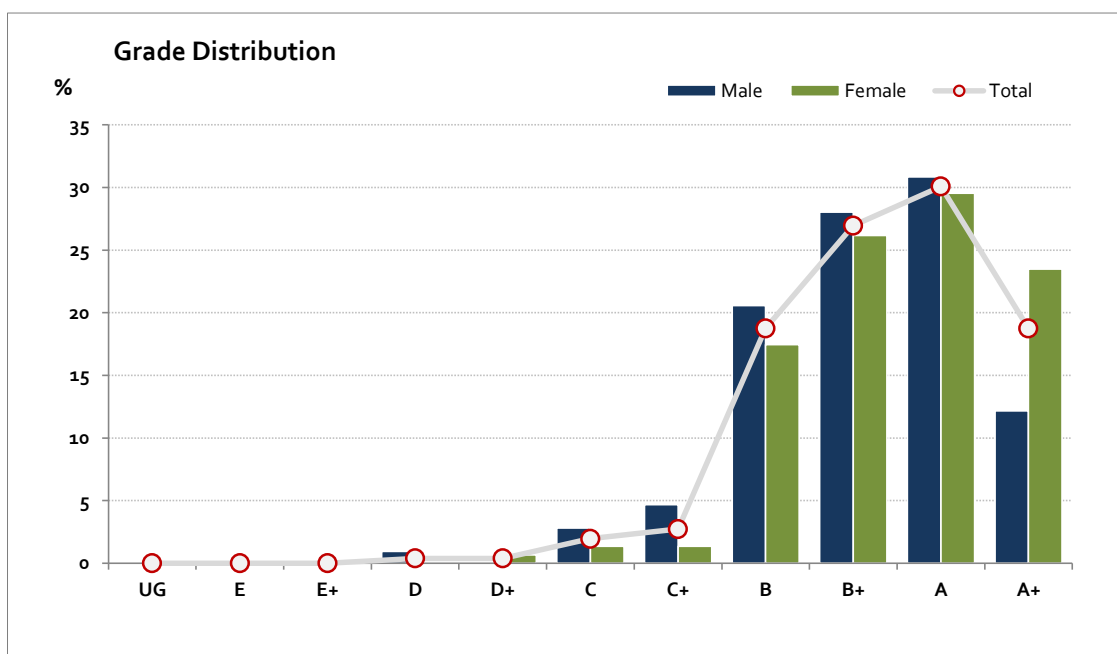
Grade		UG	E	E+	D	D+	C	C+	B	B+	A	A+	NR	Total
Male	n	0	0	0	1	0	3	5	22	30	33	13	0	107
	%	0.0	0.0	0.0	0.9	0.0	2.8	4.7	20.6	28.0	30.8	12.1	0.0	100.0
Female	n	0	0	0	0	1	2	2	26	39	44	35	0	149
	%	0.0	0.0	0.0	0.0	0.7	1.3	1.3	17.4	26.2	29.5	23.5	0.0	100.0
Gender X	n	0	0	0	0	0	0	0	0	0	0	0	0	0
	%	0.0	0.0	0.0	0.0	0.0	0.0	0.0	0.0	0.0	0.0	0.0	0.0	0.0
Total	n	0	0	0	1	1	5	7	48	69	77	48	0	256
	%	0.0	0.0	0.0	0.4	0.4	2.0	2.7	18.8	27.0	30.1	18.8	0.0	100
Score Ranges		0-4	5-9	10-14	15-19	20-24	25-26	27-29	30-35	36-41	42-46	47-50	N/A	Max 50

For privacy reasons, a gender with less than 5 students assessed has been assigned to the category of NR (Not Reported).

Summary Statistics:	
Mean	40.2
Std Dev	6.3
Median	B+

Not Assessed:	
Male	8
Female	8
Gender X	0
Total	16

Total Enrolments incl. Not Assessed:	
Male	115
Female	157
Gender X	0
Total	272



Gender X numbers are too low for a graph to be meaningful

The Victorian Curriculum and Assessment Authority provides high quality curriculum, assessment and reporting to enable learning for life.

LOTE Greek

Graded Assessment 3 ORAL AND WRITTEN EXAMINATION 2017

Table of Grade Distribution by Gender

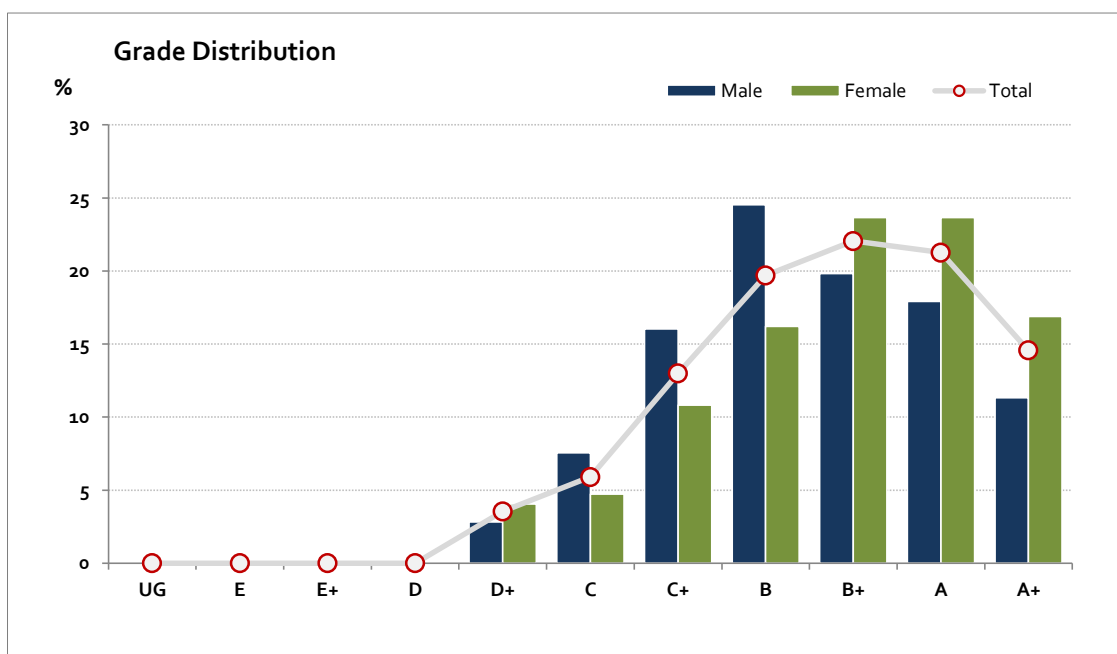
Grade		UG	E	E+	D	D+	C	C+	B	B+	A	A+	NR	Total
Male	n	0	0	0	0	3	8	17	26	21	19	12	0	106
	%	0.0	0.0	0.0	0.0	2.8	7.5	16.0	24.5	19.8	17.9	11.3	0.0	100.0
Female	n	0	0	0	0	6	7	16	24	35	35	25	0	148
	%	0.0	0.0	0.0	0.0	4.1	4.7	10.8	16.2	23.6	23.6	16.9	0.0	100.0
Gender X	n	0	0	0	0	0	0	0	0	0	0	0	0	0
	%	0.0	0.0	0.0	0.0	0.0	0.0	0.0	0.0	0.0	0.0	0.0	0.0	0.0
Total	n	0	0	0	0	9	15	33	50	56	54	37	0	254
	%	0.0	0.0	0.0	0.0	3.5	5.9	13.0	19.7	22.0	21.3	14.6	0.0	100
Score Ranges		0-39	40-79	80-119	120-130	131-154	155-201	202-240	241-287	288-323	324-354	355-400	N/A	Max 400

For privacy reasons, a gender with less than 5 students assessed has been assigned to the category of NR (Not Reported).

Summary Statistics:	
Mean	291.3
Std Dev	61.3
Median	B+

Not Assessed:	
Male	9
Female	9
Gender X	0
Total	18

Total Enrolments incl. Not Assessed:	
Male	115
Female	157
Gender X	0
Total	272



Gender X numbers are too low for a graph to be meaningful

The Victorian Curriculum and Assessment Authority provides high quality curriculum, assessment and reporting to enable learning for life.