

LOTE Indonesian Second Language

Graded Assessment 1 COURSEWORK UNIT 3

2017

Table of Grade Distribution by Gender

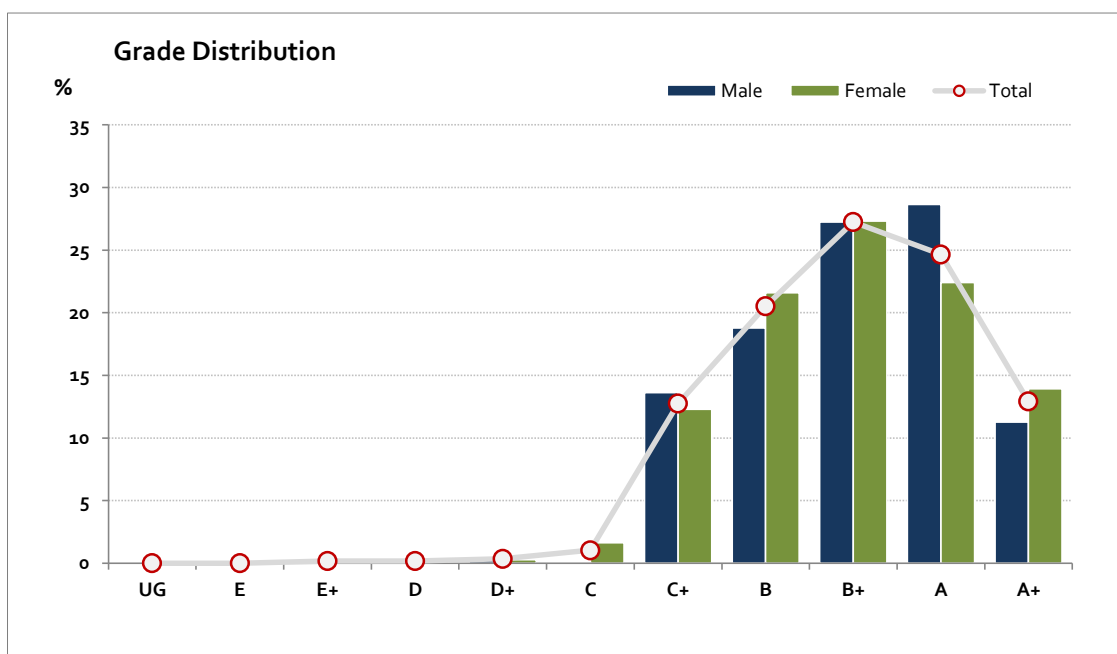
Grade		UG	E	E+	D	D+	C	C+	B	B+	A	A+	NR	Total
Male	n	0	0	0	0	1	0	29	40	58	61	24	0	213
	%	0.0	0.0	0.0	0.0	0.5	0.0	13.6	18.8	27.2	28.6	11.3	0.0	100.0
Female	n	0	0	1	1	1	6	45	79	100	82	51	0	366
	%	0.0	0.0	0.3	0.3	0.3	1.6	12.3	21.6	27.3	22.4	13.9	0.0	100.0
Gender X	n	0	0	0	0	0	0	0	0	0	0	0	1	1
	%	0.0	0.0	0.0	0.0	0.0	0.0	0.0	0.0	0.0	0.0	0.0	100.0	100.0
Total	n	0	0	1	1	2	6	74	119	158	143	75	1	580
	%	0.0	0.0	0.2	0.2	0.3	1.0	12.8	20.5	27.2	24.7	12.9	0.2	100
Score Ranges		0-2	3-4	5-9	10-14	15-19	20-24	25-31	32-35	36-40	41-45	46-50	N/A	Max 50

For privacy reasons, a gender with less than 5 students assessed has been assigned to the category of NR (Not Reported).

Summary Statistics:	
Mean	38
Std Dev	6.4
Median	B+

Not Assessed:	
Male	1
Female	1
Gender X	0
Total	2

Total Enrolments incl. Not Assessed:	
Male	214
Female	367
Gender X	1
Total	582



Gender X numbers are too low for a graph to be meaningful

The Victorian Curriculum and Assessment Authority provides high quality curriculum, assessment and reporting to enable learning for life.

LOTE Indonesian Second Language

Graded Assessment 2 COURSEWORK UNIT 4

2017

Table of Grade Distribution by Gender

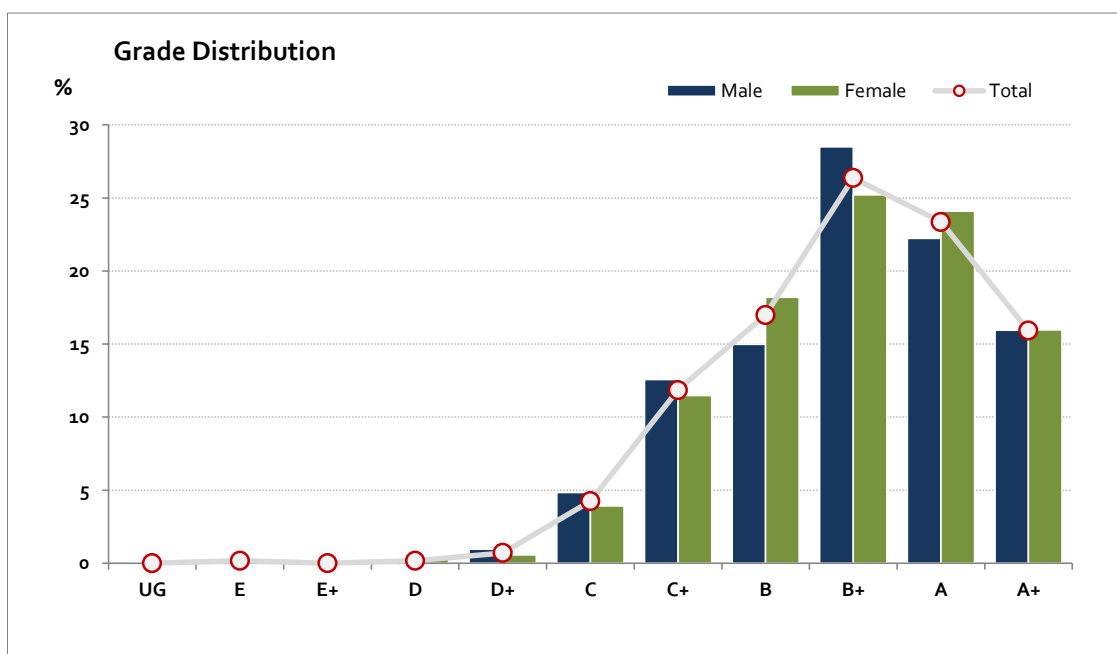
Grade		UG	E	E+	D	D+	C	C+	B	B+	A	A+	NR	Total
Male	n	0	0	0	0	2	10	26	31	59	46	33	0	207
	%	0.0	0.0	0.0	0.0	1.0	4.8	12.6	15.0	28.5	22.2	15.9	0.0	100.0
Female	n	0	1	0	1	2	14	41	65	90	86	57	0	357
	%	0.0	0.3	0.0	0.3	0.6	3.9	11.5	18.2	25.2	24.1	16.0	0.0	100.0
Gender X	n	0	0	0	0	0	0	0	0	0	0	0	1	1
	%	0.0	0.0	0.0	0.0	0.0	0.0	0.0	0.0	0.0	0.0	0.0	100.0	100.0
Total	n	0	1	0	1	4	24	67	96	149	132	90	1	565
	%	0.0	0.2	0.0	0.2	0.7	4.2	11.9	17.0	26.4	23.4	15.9	0.2	100
Score Ranges		0-4	5-9	10-14	15-19	20-21	22-27	28-31	32-35	36-40	41-45	46-50	N/A	Max 50

For privacy reasons, a gender with less than 5 students assessed has been assigned to the category of NR (Not Reported).

Summary Statistics:	
Mean	38.3
Std Dev	6.8
Median	B+

Not Assessed:	
Male	7
Female	10
Gender X	0
Total	17

Total Enrolments incl. Not Assessed:	
Male	214
Female	367
Gender X	1
Total	582



Gender X numbers are too low for a graph to be meaningful

The Victorian Curriculum and Assessment Authority provides high quality curriculum, assessment and reporting to enable learning for life.

LOTE Indonesian Second Language

Graded Assessment 3 ORAL AND WRITTEN EXAMINATION

2017

Table of Grade Distribution by Gender

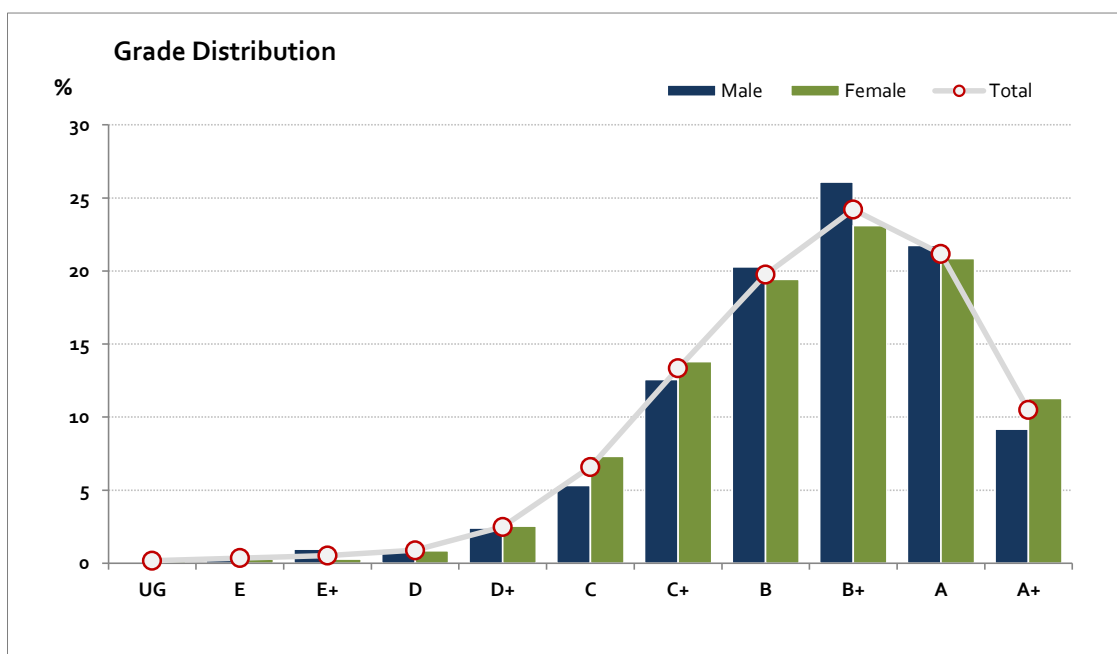
Grade		UG	E	E+	D	D+	C	C+	B	B+	A	A+	NR	Total
Male	n	0	1	2	2	5	11	26	42	54	45	19	0	207
	%	0.0	0.5	1.0	1.0	2.4	5.3	12.6	20.3	26.1	21.7	9.2	0.0	100.0
Female	n	1	1	1	3	9	26	49	69	82	74	40	0	355
	%	0.3	0.3	0.3	0.8	2.5	7.3	13.8	19.4	23.1	20.8	11.3	0.0	100.0
Gender X	n	0	0	0	0	0	0	0	0	0	0	0	0	0
	%	0.0	0.0	0.0	0.0	0.0	0.0	0.0	0.0	0.0	0.0	0.0	0.0	0.0
Total	n	1	2	3	5	14	37	75	111	136	119	59	0	562
	%	0.2	0.4	0.5	0.9	2.5	6.6	13.3	19.8	24.2	21.2	10.5	0.0	100
Score Ranges		0-39	40-48	49-72	73-81	82-102	103-130	131-166	167-204	205-255	256-315	316-400	N/A	Max 400

For privacy reasons, a gender with less than 5 students assessed has been assigned to the category of NR (Not Reported).

Summary Statistics:	
Mean	218.7
Std Dev	70.6
Median	B+

Not Assessed:	
Male	7
Female	12
Gender X	1
Total	20

Total Enrolments incl. Not Assessed:	
Male	214
Female	367
Gender X	1
Total	582



Gender X numbers are too low for a graph to be meaningful

The Victorian Curriculum and Assessment Authority provides high quality curriculum, assessment and reporting to enable learning for life.