

LOTE Japanese Second Language

Graded Assessment 1 COURSEWORK UNIT 3

2017

Table of Grade Distribution by Gender

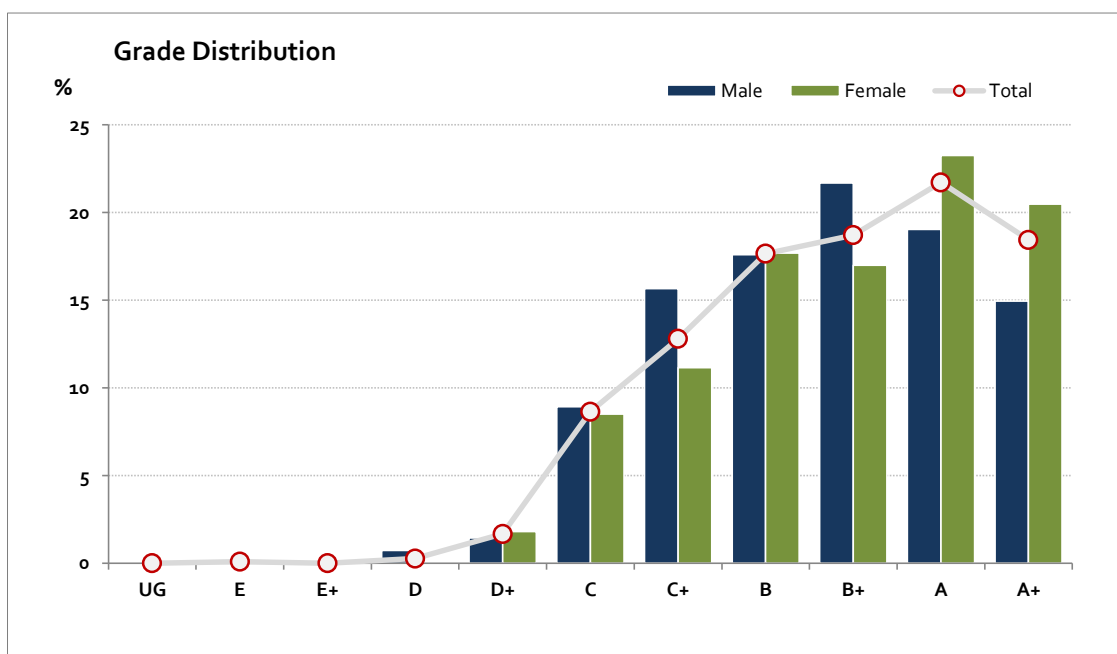
Grade		UG	E	E+	D	D+	C	C+	B	B+	A	A+	NR	Total
Male	n	0	0	0	3	6	37	65	73	90	79	62	0	415
	%	0.0	0.0	0.0	0.7	1.4	8.9	15.7	17.6	21.7	19.0	14.9	0.0	100.0
Female	n	0	1	0	0	13	61	80	127	122	167	147	0	718
	%	0.0	0.1	0.0	0.0	1.8	8.5	11.1	17.7	17.0	23.3	20.5	0.0	100.0
Gender X	n	0	0	0	0	0	0	0	0	0	0	0	0	0
	%	0.0	0.0	0.0	0.0	0.0	0.0	0.0	0.0	0.0	0.0	0.0	0.0	0.0
Total	n	0	1	0	3	19	98	145	200	212	246	209	0	1133
	%	0.0	0.1	0.0	0.3	1.7	8.6	12.8	17.7	18.7	21.7	18.4	0.0	100
Score Ranges		0-4	5-9	10-14	15-19	20-25	26-29	30-32	33-36	37-40	41-45	46-50	N/A	Max 50

For privacy reasons, a gender with less than 5 students assessed has been assigned to the category of NR (Not Reported).

Summary Statistics:	
Mean	38.3
Std Dev	6.9
Median	B+

Not Assessed:	
Male	5
Female	7
Gender X	0
Total	12

Total Enrolments incl. Not Assessed:	
Male	420
Female	725
Gender X	0
Total	1145



Gender X numbers are too low for a graph to be meaningful

The Victorian Curriculum and Assessment Authority provides high quality curriculum, assessment and reporting to enable learning for life.

LOTE Japanese Second Language

Graded Assessment 2 COURSEWORK UNIT 4

2017

Table of Grade Distribution by Gender

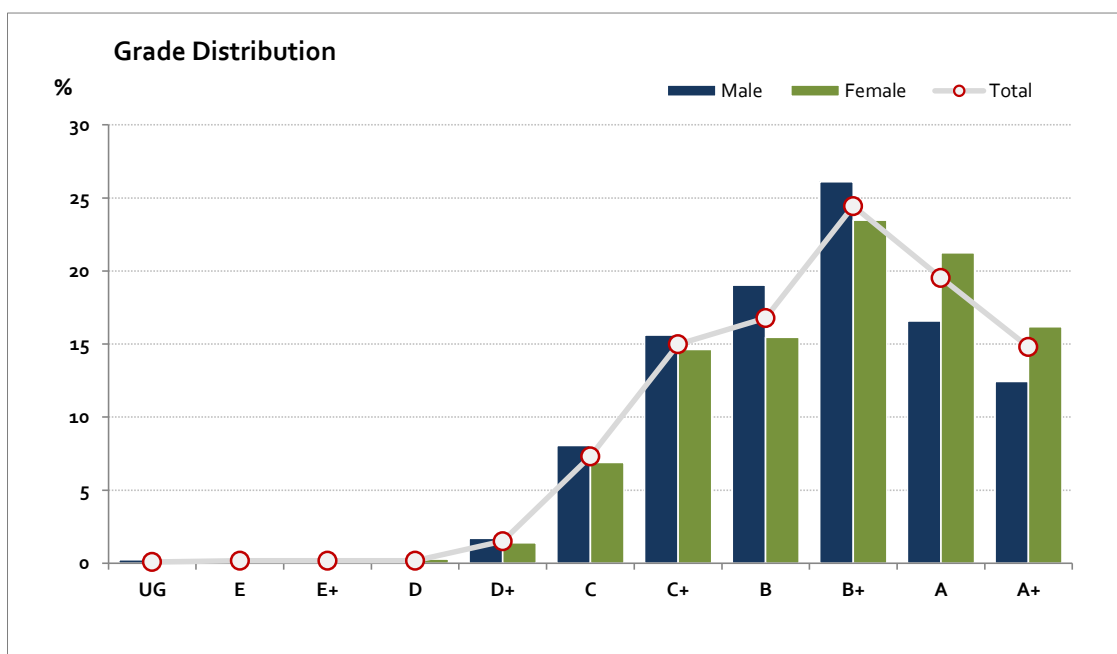
Grade		UG	E	E+	D	D+	C	C+	B	B+	A	A+	NR	Total
Male	n	1	0	1	0	7	33	64	78	107	68	51	0	410
	%	0.2	0.0	0.2	0.0	1.7	8.0	15.6	19.0	26.1	16.6	12.4	0.0	100.0
Female	n	0	2	1	2	10	49	104	110	167	151	115	0	711
	%	0.0	0.3	0.1	0.3	1.4	6.9	14.6	15.5	23.5	21.2	16.2	0.0	100.0
Gender X	n	0	0	0	0	0	0	0	0	0	0	0	0	0
	%	0.0	0.0	0.0	0.0	0.0	0.0	0.0	0.0	0.0	0.0	0.0	0.0	0.0
Total	n	1	2	2	2	17	82	168	188	274	219	166	0	1121
	%	0.1	0.2	0.2	0.2	1.5	7.3	15.0	16.8	24.4	19.5	14.8	0.0	100
Score Ranges		0-4	5-9	10-14	15-16	17-23	24-28	29-32	33-36	37-42	43-47	48-50	N/A	Max 50

For privacy reasons, a gender with less than 5 students assessed has been assigned to the category of NR (Not Reported).

Summary Statistics:	
Mean	38.4
Std Dev	7.6
Median	B+

Not Assessed:	
Male	10
Female	14
Gender X	0
Total	24

Total Enrolments incl. Not Assessed:	
Male	420
Female	725
Gender X	0
Total	1145



Gender X numbers are too low for a graph to be meaningful

The Victorian Curriculum and Assessment Authority provides high quality curriculum, assessment and reporting to enable learning for life.

LOTE Japanese Second Language

Graded Assessment 3 ORAL AND WRITTEN EXAMINATION

2017

Table of Grade Distribution by Gender

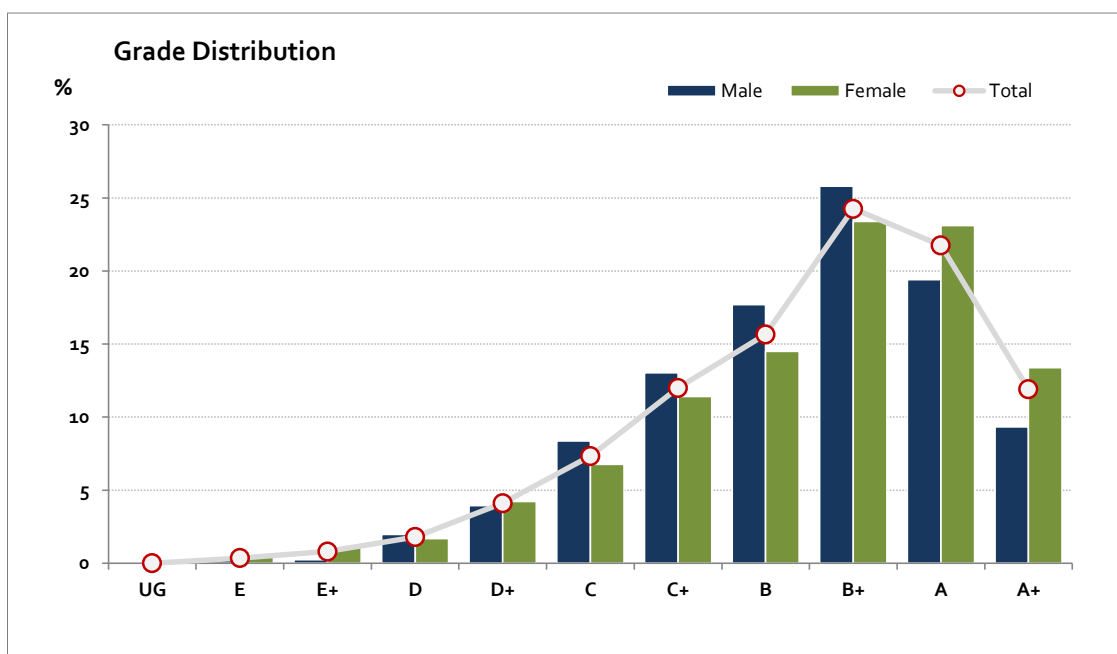
Grade		UG	E	E+	D	D+	C	C+	B	B+	A	A+	NR	Total
Male	n	0	1	1	8	16	34	53	72	105	79	38	0	407
	%	0.0	0.2	0.2	2.0	3.9	8.4	13.0	17.7	25.8	19.4	9.3	0.0	100.0
Female	n	0	3	8	12	30	48	81	103	166	164	95	0	710
	%	0.0	0.4	1.1	1.7	4.2	6.8	11.4	14.5	23.4	23.1	13.4	0.0	100.0
Gender X	n	0	0	0	0	0	0	0	0	0	0	0	0	0
	%	0.0	0.0	0.0	0.0	0.0	0.0	0.0	0.0	0.0	0.0	0.0	0.0	0.0
Total	n	0	4	9	20	46	82	134	175	271	243	133	0	1117
	%	0.0	0.4	0.8	1.8	4.1	7.3	12.0	15.7	24.3	21.8	11.9	0.0	100
Score Ranges		0-39	40-58	59-83	84-104	105-121	122-146	147-174	175-217	218-280	281-342	343-400	N/A	Max 400

For privacy reasons, a gender with less than 5 students assessed has been assigned to the category of NR (Not Reported).

Summary Statistics:	
Mean	238.4
Std Dev	79.9
Median	B+

Not Assessed:	
Male	13
Female	15
Gender X	0
Total	28

Total Enrolments incl. Not Assessed:	
Male	420
Female	725
Gender X	0
Total	1145



Gender X numbers are too low for a graph to be meaningful

The Victorian Curriculum and Assessment Authority provides high quality curriculum, assessment and reporting to enable learning for life.