

## LOTE Korean Second Language

### Graded Assessment 1 COURSEWORK UNIT 3

2017

Table of Grade Distribution by Gender

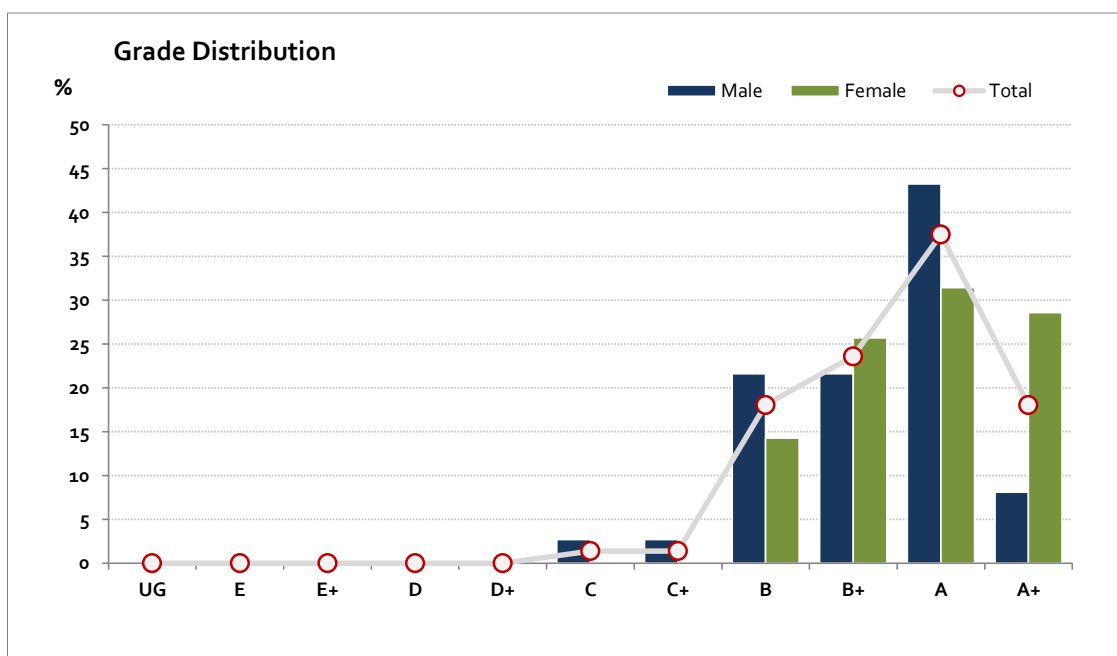
Grade		UG	E	E+	D	D+	C	C+	B	B+	A	A+	NR	Total
Male	n	0	0	0	0	0	1	1	8	8	16	3	0	37
	%	0.0	0.0	0.0	0.0	0.0	2.7	2.7	21.6	21.6	43.2	8.1	0.0	100.0
Female	n	0	0	0	0	0	0	0	5	9	11	10	0	35
	%	0.0	0.0	0.0	0.0	0.0	0.0	0.0	14.3	25.7	31.4	28.6	0.0	100.0
Gender X	n	0	0	0	0	0	0	0	0	0	0	0	0	0
	%	0.0	0.0	0.0	0.0	0.0	0.0	0.0	0.0	0.0	0.0	0.0	0.0	0.0
Total	n	0	0	0	0	0	1	1	13	17	27	13	0	72
	%	0.0	0.0	0.0	0.0	0.0	1.4	1.4	18.1	23.6	37.5	18.1	0.0	100
Score Ranges		0-4	5-9	10-14	15-19	20-24	25-29	30-34	35-37	38-40	41-45	46-50	N/A	Max 50

For privacy reasons, a gender with less than 5 students assessed has been assigned to the category of NR (Not Reported).

Summary Statistics:	
Mean	41.3
Std Dev	4.5
Median	A

Not Assessed:	
Male	0
Female	1
Gender X	0
Total	1

Total Enrolments incl. Not Assessed:	
Male	37
Female	36
Gender X	0
Total	73



Gender X numbers are too low for a graph to be meaningful

The Victorian Curriculum and Assessment Authority provides high quality curriculum, assessment and reporting to enable learning for life.

## LOTE Korean Second Language

### Graded Assessment 2 COURSEWORK UNIT 4

2017

Table of Grade Distribution by Gender

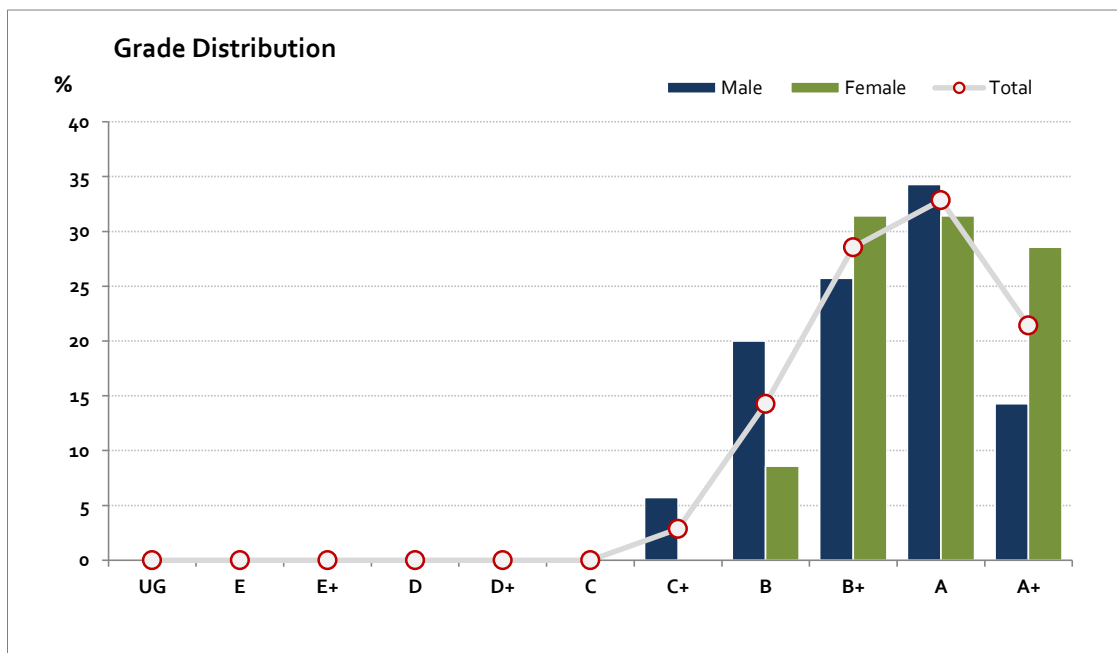
Grade		UG	E	E+	D	D+	C	C+	B	B+	A	A+	NR	Total
Male	n	0	0	0	0	0	0	2	7	9	12	5	0	35
	%	0.0	0.0	0.0	0.0	0.0	0.0	5.7	20.0	25.7	34.3	14.3	0.0	100.0
Female	n	0	0	0	0	0	0	0	3	11	11	10	0	35
	%	0.0	0.0	0.0	0.0	0.0	0.0	0.0	8.6	31.4	31.4	28.6	0.0	100.0
Gender X	n	0	0	0	0	0	0	0	0	0	0	0	0	0
	%	0.0	0.0	0.0	0.0	0.0	0.0	0.0	0.0	0.0	0.0	0.0	0.0	0.0
Total	n	0	0	0	0	0	0	2	10	20	23	15	0	70
	%	0.0	0.0	0.0	0.0	0.0	0.0	2.9	14.3	28.6	32.9	21.4	0.0	100
Score Ranges		0-4	5-9	10-14	15-19	20-24	25-29	30-34	35-38	39-40	41-45	46-50	N/A	Max 50

For privacy reasons, a gender with less than 5 students assessed has been assigned to the category of NR (Not Reported).

Summary Statistics:	
Mean	41.9
Std Dev	4
Median	A

Not Assessed:	
Male	2
Female	1
Gender X	0
Total	3

Total Enrolments incl. Not Assessed:	
Male	37
Female	36
Gender X	0
Total	73



Gender X numbers are too low for a graph to be meaningful

The Victorian Curriculum and Assessment Authority provides high quality curriculum, assessment and reporting to enable learning for life.

## LOTE Korean Second Language

### Graded Assessment 3 ORAL AND WRITTEN EXAMINATION

2017

Table of Grade Distribution by Gender

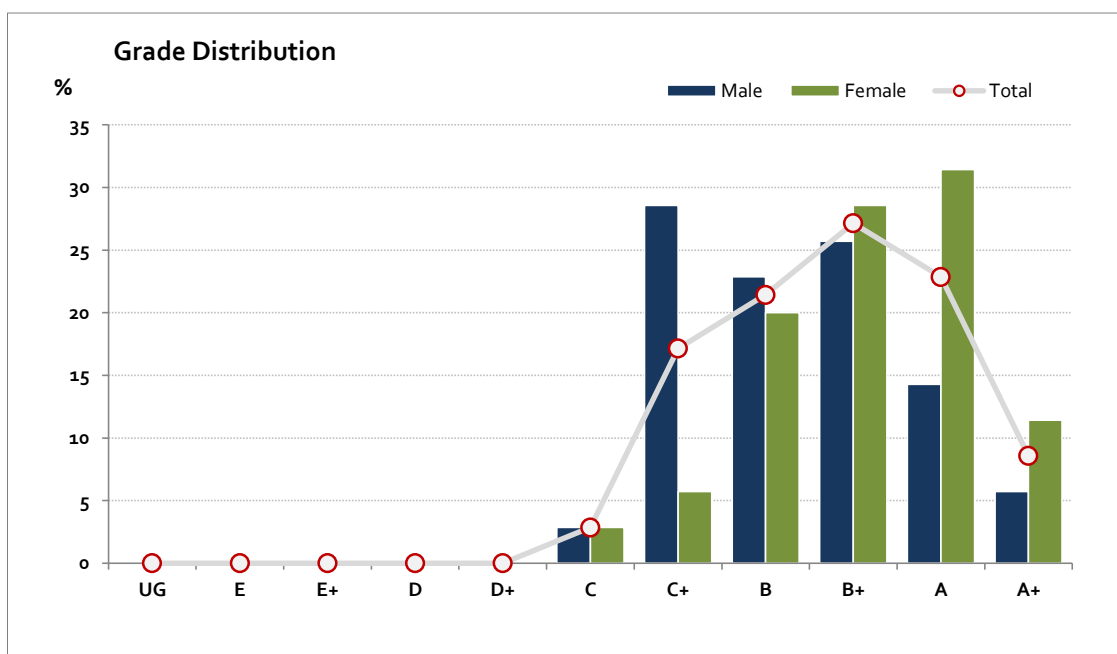
Grade		UG	E	E+	D	D+	C	C+	B	B+	A	A+	NR	Total
Male	n	0	0	0	0	0	1	10	8	9	5	2	0	35
	%	0.0	0.0	0.0	0.0	0.0	2.9	28.6	22.9	25.7	14.3	5.7	0.0	100.0
Female	n	0	0	0	0	0	1	2	7	10	11	4	0	35
	%	0.0	0.0	0.0	0.0	0.0	2.9	5.7	20.0	28.6	31.4	11.4	0.0	100.0
Gender X	n	0	0	0	0	0	0	0	0	0	0	0	0	0
	%	0.0	0.0	0.0	0.0	0.0	0.0	0.0	0.0	0.0	0.0	0.0	0.0	0.0
Total	n	0	0	0	0	0	2	12	15	19	16	6	0	70
	%	0.0	0.0	0.0	0.0	0.0	2.9	17.1	21.4	27.1	22.9	8.6	0.0	100
Score Ranges		0-39	40-79	80-119	120-128	129-137	138-146	147-221	222-250	251-289	290-329	330-400	N/A	Max 400

For privacy reasons, a gender with less than 5 students assessed has been assigned to the category of NR (Not Reported).

Summary Statistics:	
Mean	260.2
Std Dev	51.1
Median	B+

Not Assessed:	
Male	2
Female	1
Gender X	0
Total	3

Total Enrolments incl. Not Assessed:	
Male	37
Female	36
Gender X	0
Total	73



Gender X numbers are too low for a graph to be meaningful

The Victorian Curriculum and Assessment Authority provides high quality curriculum, assessment and reporting to enable learning for life.