

LOTE Persian

Graded Assessment 1 COURSEWORK UNIT 3

2017

Table of Grade Distribution by Gender

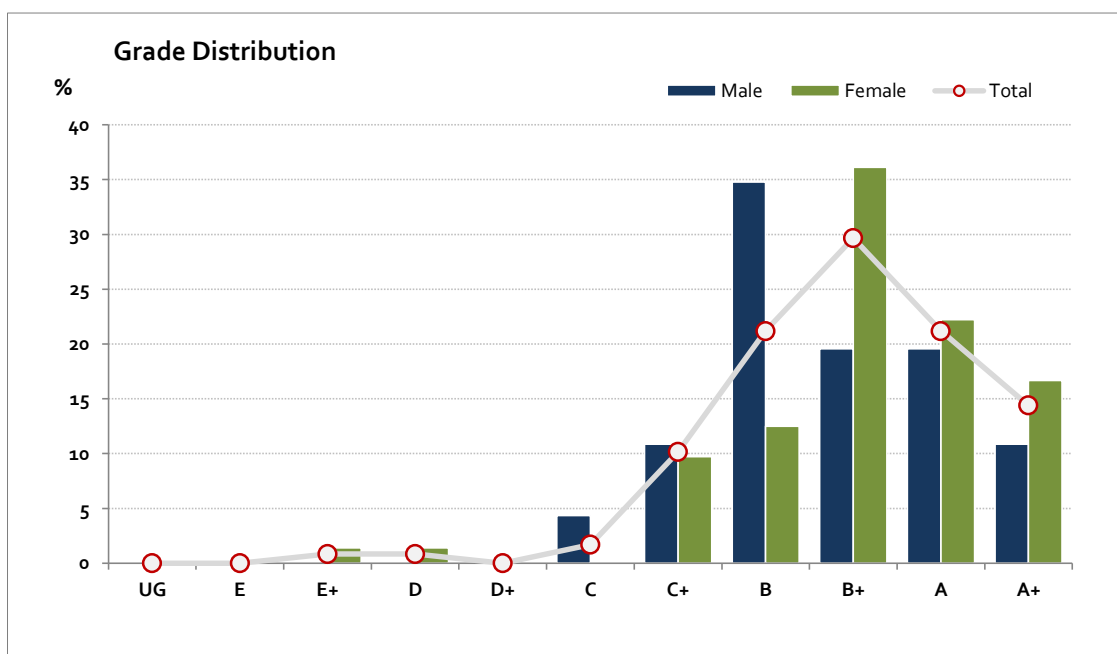
Grade		UG	E	E+	D	D+	C	C+	B	B+	A	A+	NR	Total
Male	n	0	0	0	0	0	2	5	16	9	9	5	0	46
	%	0.0	0.0	0.0	0.0	0.0	4.3	10.9	34.8	19.6	19.6	10.9	0.0	100.0
Female	n	0	0	1	1	0	0	7	9	26	16	12	0	72
	%	0.0	0.0	1.4	1.4	0.0	0.0	9.7	12.5	36.1	22.2	16.7	0.0	100.0
Gender X	n	0	0	0	0	0	0	0	0	0	0	0	0	0
	%	0.0	0.0	0.0	0.0	0.0	0.0	0.0	0.0	0.0	0.0	0.0	0.0	0.0
Total	n	0	0	1	1	0	2	12	25	35	25	17	0	118
	%	0.0	0.0	0.8	0.8	0.0	1.7	10.2	21.2	29.7	21.2	14.4	0.0	100
Score Ranges		0-2	3-4	5-9	10-14	15-19	20-24	25-36	37-41	42-45	46-47	48-50	N/A	Max 50

For privacy reasons, a gender with less than 5 students assessed has been assigned to the category of NR (Not Reported).

Summary Statistics:	
Mean	42.1
Std Dev	6.8
Median	B+

Not Assessed:	
Male	5
Female	1
Gender X	0
Total	6

Total Enrolments incl. Not Assessed:	
Male	51
Female	73
Gender X	0
Total	124



Gender X numbers are too low for a graph to be meaningful

The Victorian Curriculum and Assessment Authority provides high quality curriculum, assessment and reporting to enable learning for life.

LOTE Persian

Graded Assessment 2 COURSEWORK UNIT 4

2017

Table of Grade Distribution by Gender

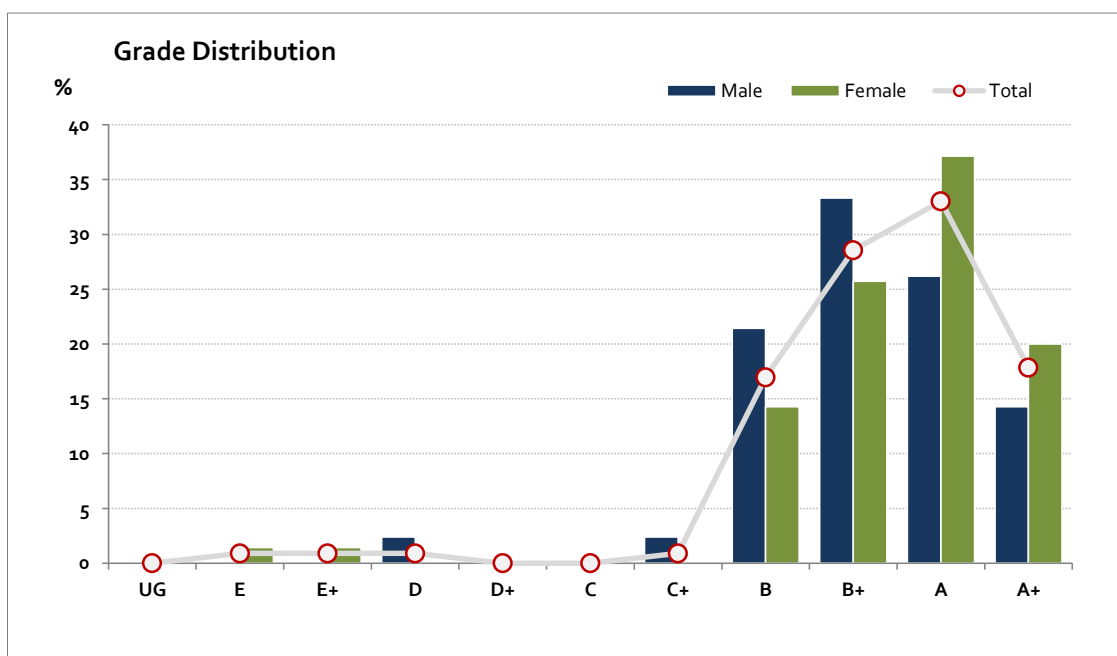
Grade		UG	E	E+	D	D+	C	C+	B	B+	A	A+	NR	Total
Male	n	0	0	0	1	0	0	1	9	14	11	6	0	42
	%	0.0	0.0	0.0	2.4	0.0	0.0	2.4	21.4	33.3	26.2	14.3	0.0	100.0
Female	n	0	1	1	0	0	0	0	10	18	26	14	0	70
	%	0.0	1.4	1.4	0.0	0.0	0.0	0.0	14.3	25.7	37.1	20.0	0.0	100.0
Gender X	n	0	0	0	0	0	0	0	0	0	0	0	0	0
	%	0.0	0.0	0.0	0.0	0.0	0.0	0.0	0.0	0.0	0.0	0.0	0.0	0.0
Total	n	0	1	1	1	0	0	1	19	32	37	20	0	112
	%	0.0	0.9	0.9	0.9	0.0	0.0	0.9	17.0	28.6	33.0	17.9	0.0	100
Score Ranges		0-2	3-4	5-9	10-14	15-19	20-24	25-26	27-37	38-43	44-47	48-50	N/A	Max 50

For privacy reasons, a gender with less than 5 students assessed has been assigned to the category of NR (Not Reported).

Summary Statistics:	
Mean	41.7
Std Dev	7.6
Median	A

Not Assessed:	
Male	9
Female	3
Gender X	0
Total	12

Total Enrolments incl. Not Assessed:	
Male	51
Female	73
Gender X	0
Total	124



Gender X numbers are too low for a graph to be meaningful

The Victorian Curriculum and Assessment Authority provides high quality curriculum, assessment and reporting to enable learning for life.

LOTE Persian

Graded Assessment 3 ORAL AND WRITTEN EXAMINATION

2017

Table of Grade Distribution by Gender

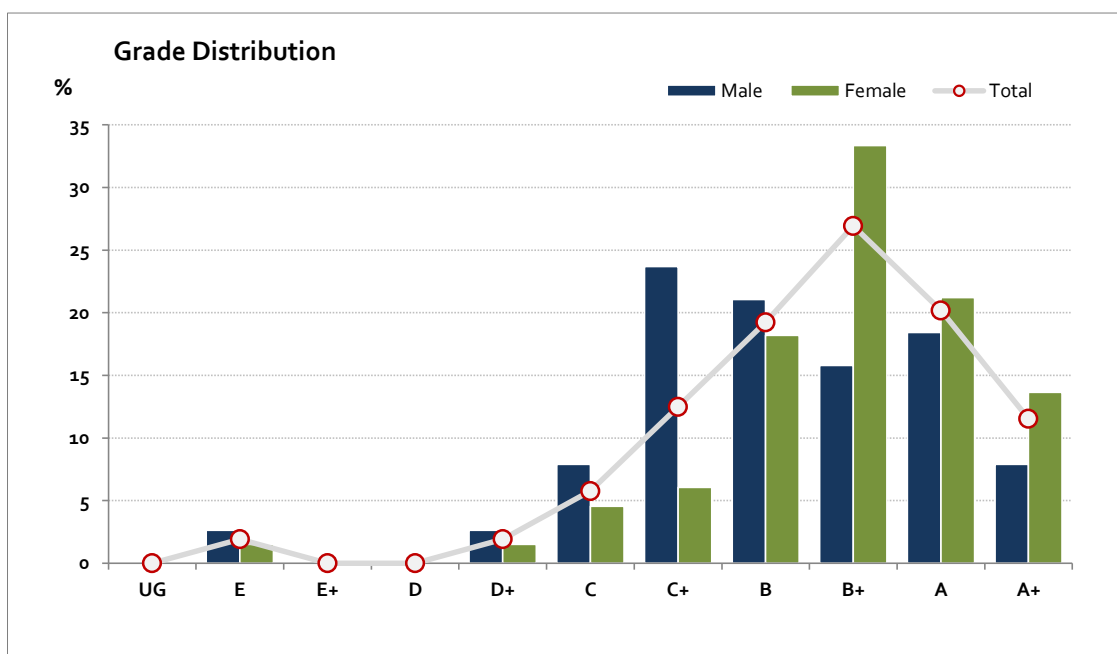
Grade		UG	E	E+	D	D+	C	C+	B	B+	A	A+	NR	Total
Male	n	0	1	0	0	1	3	9	8	6	7	3	0	38
	%	0.0	2.6	0.0	0.0	2.6	7.9	23.7	21.1	15.8	18.4	7.9	0.0	100.0
Female	n	0	1	0	0	1	3	4	12	22	14	9	0	66
	%	0.0	1.5	0.0	0.0	1.5	4.5	6.1	18.2	33.3	21.2	13.6	0.0	100.0
Gender X	n	0	0	0	0	0	0	0	0	0	0	0	0	0
	%	0.0	0.0	0.0	0.0	0.0	0.0	0.0	0.0	0.0	0.0	0.0	0.0	0.0
Total	n	0	2	0	0	2	6	13	20	28	21	12	0	104
	%	0.0	1.9	0.0	0.0	1.9	5.8	12.5	19.2	26.9	20.2	11.5	0.0	100
Score Ranges		0-39	40-79	80-119	120-159	160-199	200-220	221-254	255-292	293-323	324-348	349-400	N/A	Max 400

For privacy reasons, a gender with less than 5 students assessed has been assigned to the category of NR (Not Reported).

Summary Statistics:	
Mean	293.4
Std Dev	56.1
Median	B+

Not Assessed:	
Male	13
Female	7
Gender X	0
Total	20

Total Enrolments incl. Not Assessed:	
Male	51
Female	73
Gender X	0
Total	124



Gender X numbers are too low for a graph to be meaningful

The Victorian Curriculum and Assessment Authority provides high quality curriculum, assessment and reporting to enable learning for life.