

## LOTE Turkish

### Graded Assessment 1 COURSEWORK UNIT 3

2017

Table of Grade Distribution by Gender

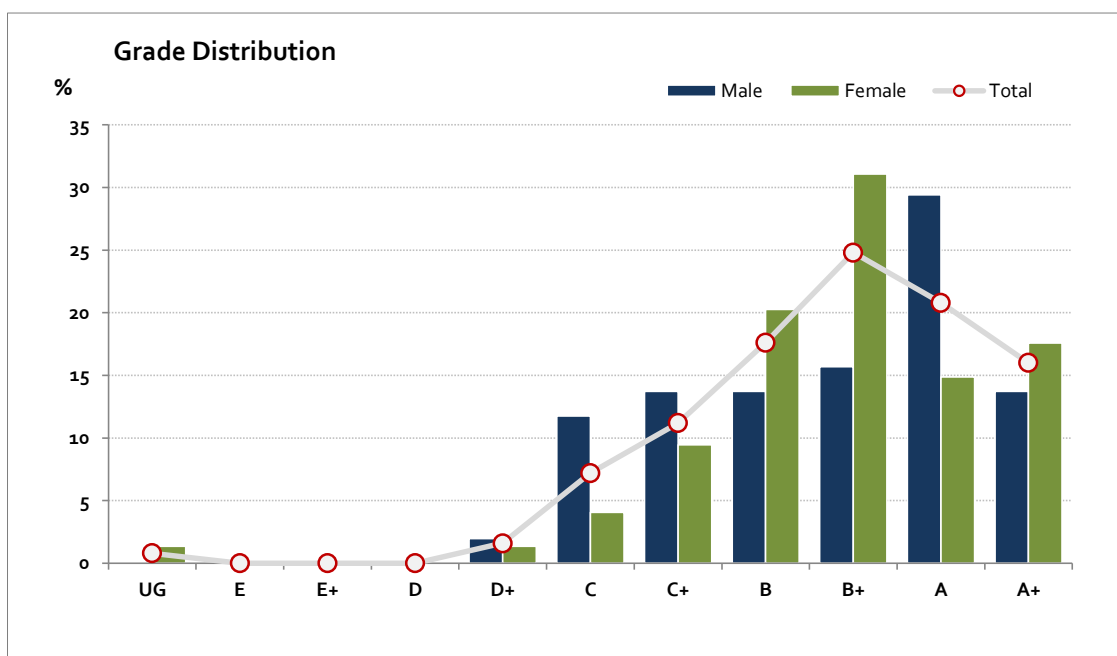
Grade		UG	E	E+	D	D+	C	C+	B	B+	A	A+	NR	Total
Male	n	0	0	0	0	1	6	7	7	8	15	7	0	51
	%	0.0	0.0	0.0	0.0	2.0	11.8	13.7	13.7	15.7	29.4	13.7	0.0	100.0
Female	n	1	0	0	0	1	3	7	15	23	11	13	0	74
	%	1.4	0.0	0.0	0.0	1.4	4.1	9.5	20.3	31.1	14.9	17.6	0.0	100.0
Gender X	n	0	0	0	0	0	0	0	0	0	0	0	0	0
	%	0.0	0.0	0.0	0.0	0.0	0.0	0.0	0.0	0.0	0.0	0.0	0.0	0.0
Total	n	1	0	0	0	2	9	14	22	31	26	20	0	125
	%	0.8	0.0	0.0	0.0	1.6	7.2	11.2	17.6	24.8	20.8	16.0	0.0	100
Score Ranges		0-4	5-9	10-14	15-19	20-21	22-29	30-33	34-37	38-40	41-43	44-50	N/A	Max 50

For privacy reasons, a gender with less than 5 students assessed has been assigned to the category of NR (Not Reported).

Summary Statistics:	
Mean	37.7
Std Dev	6.8
Median	B+

Not Assessed:	
Male	1
Female	2
Gender X	0
Total	3

Total Enrolments incl. Not Assessed:	
Male	52
Female	76
Gender X	0
Total	128



Gender X numbers are too low for a graph to be meaningful

The Victorian Curriculum and Assessment Authority provides high quality curriculum, assessment and reporting to enable learning for life.

## LOTE Turkish

### Graded Assessment 2 COURSEWORK UNIT 4

2017

Table of Grade Distribution by Gender

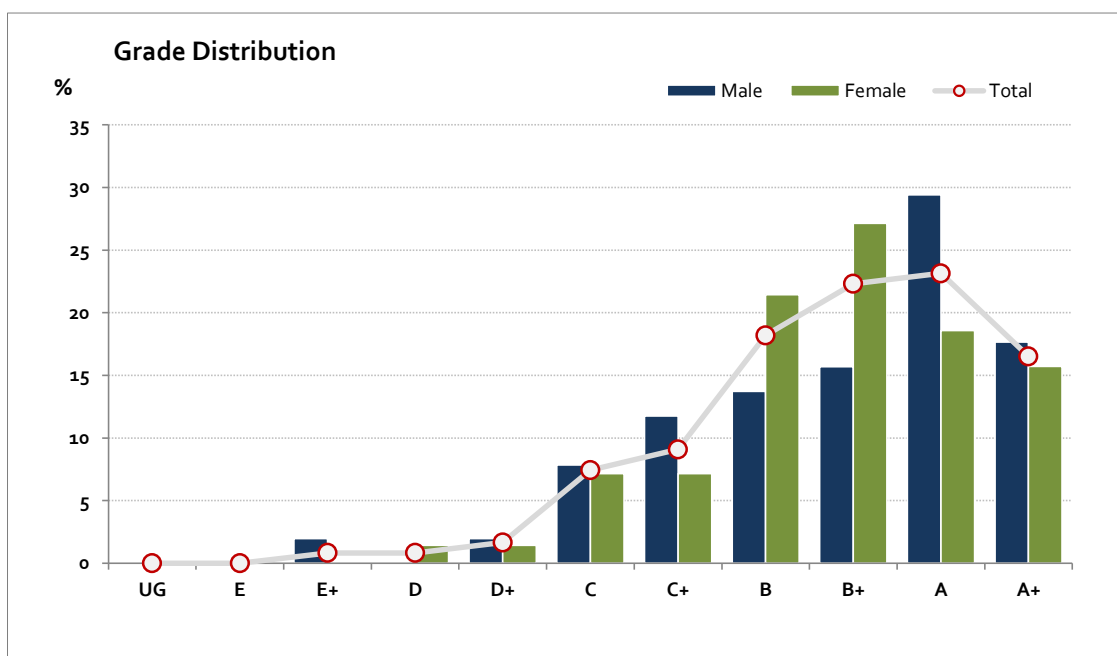
Grade		UG	E	E+	D	D+	C	C+	B	B+	A	A+	NR	Total
Male	n	0	0	1	0	1	4	6	7	8	15	9	0	51
	%	0.0	0.0	2.0	0.0	2.0	7.8	11.8	13.7	15.7	29.4	17.6	0.0	100.0
Female	n	0	0	0	1	1	5	5	15	19	13	11	0	70
	%	0.0	0.0	0.0	1.4	1.4	7.1	7.1	21.4	27.1	18.6	15.7	0.0	100.0
Gender X	n	0	0	0	0	0	0	0	0	0	0	0	0	0
	%	0.0	0.0	0.0	0.0	0.0	0.0	0.0	0.0	0.0	0.0	0.0	0.0	0.0
Total	n	0	0	1	1	2	9	11	22	27	28	20	0	121
	%	0.0	0.0	0.8	0.8	1.7	7.4	9.1	18.2	22.3	23.1	16.5	0.0	100
Score Ranges		0-4	5-9	10-14	15-19	20-21	22-27	28-32	33-37	38-41	42-45	46-50	N/A	Max 50

For privacy reasons, a gender with less than 5 students assessed has been assigned to the category of NR (Not Reported).

Summary Statistics:	
Mean	38.2
Std Dev	7.6
Median	B+

Not Assessed:	
Male	1
Female	6
Gender X	0
Total	7

Total Enrolments incl. Not Assessed:	
Male	52
Female	76
Gender X	0
Total	128



Gender X numbers are too low for a graph to be meaningful

The Victorian Curriculum and Assessment Authority provides high quality curriculum, assessment and reporting to enable learning for life.

## LOTE Turkish

### Graded Assessment 3 ORAL AND WRITTEN EXAMINATION

2017

Table of Grade Distribution by Gender

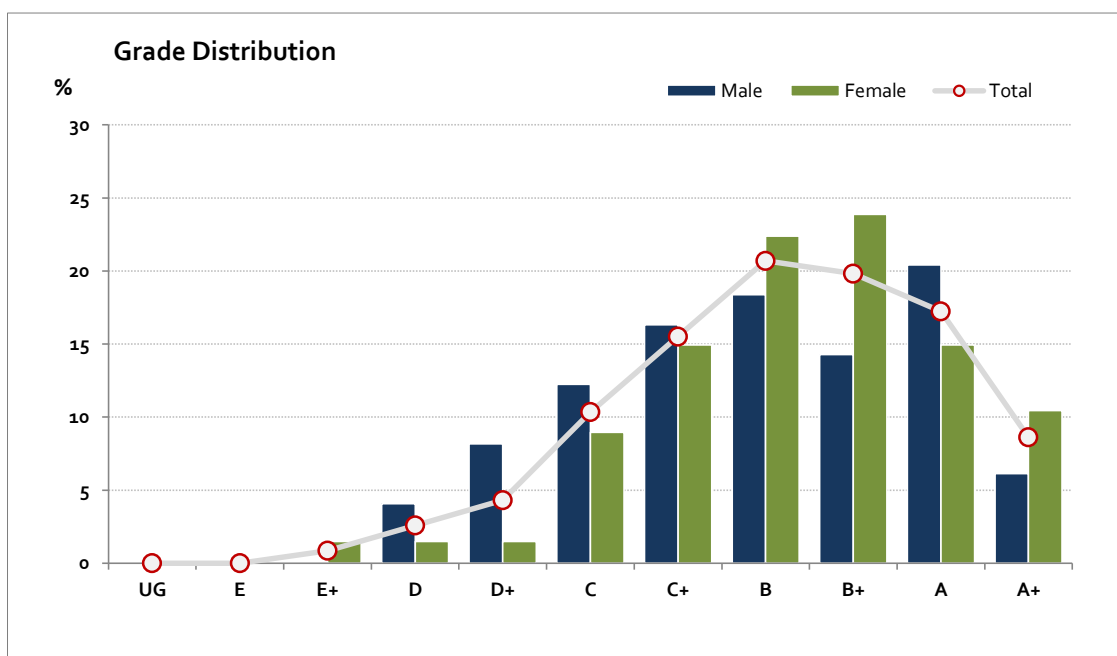
Grade		UG	E	E+	D	D+	C	C+	B	B+	A	A+	NR	Total
Male	n	0	0	0	2	4	6	8	9	7	10	3	0	49
	%	0.0	0.0	0.0	4.1	8.2	12.2	16.3	18.4	14.3	20.4	6.1	0.0	100.0
Female	n	0	0	1	1	1	6	10	15	16	10	7	0	67
	%	0.0	0.0	1.5	1.5	1.5	9.0	14.9	22.4	23.9	14.9	10.4	0.0	100.0
Gender X	n	0	0	0	0	0	0	0	0	0	0	0	0	0
	%	0.0	0.0	0.0	0.0	0.0	0.0	0.0	0.0	0.0	0.0	0.0	0.0	0.0
Total	n	0	0	1	3	5	12	18	24	23	20	10	0	116
	%	0.0	0.0	0.9	2.6	4.3	10.3	15.5	20.7	19.8	17.2	8.6	0.0	100
Score Ranges		0-39	40-79	80-119	120-155	156-180	181-205	206-245	246-279	280-295	296-323	324-400	N/A	Max 400

For privacy reasons, a gender with less than 5 students assessed has been assigned to the category of NR (Not Reported).

Summary Statistics:	
Mean	261.8
Std Dev	51.9
Median	B

Not Assessed:	
Male	3
Female	9
Gender X	0
Total	12

Total Enrolments incl. Not Assessed:	
Male	52
Female	76
Gender X	0
Total	128



Gender X numbers are too low for a graph to be meaningful

The Victorian Curriculum and Assessment Authority provides high quality curriculum, assessment and reporting to enable learning for life.