

LOTE Vietnamese First Language

Graded Assessment 1 COURSEWORK UNIT 3

2017

Table of Grade Distribution by Gender

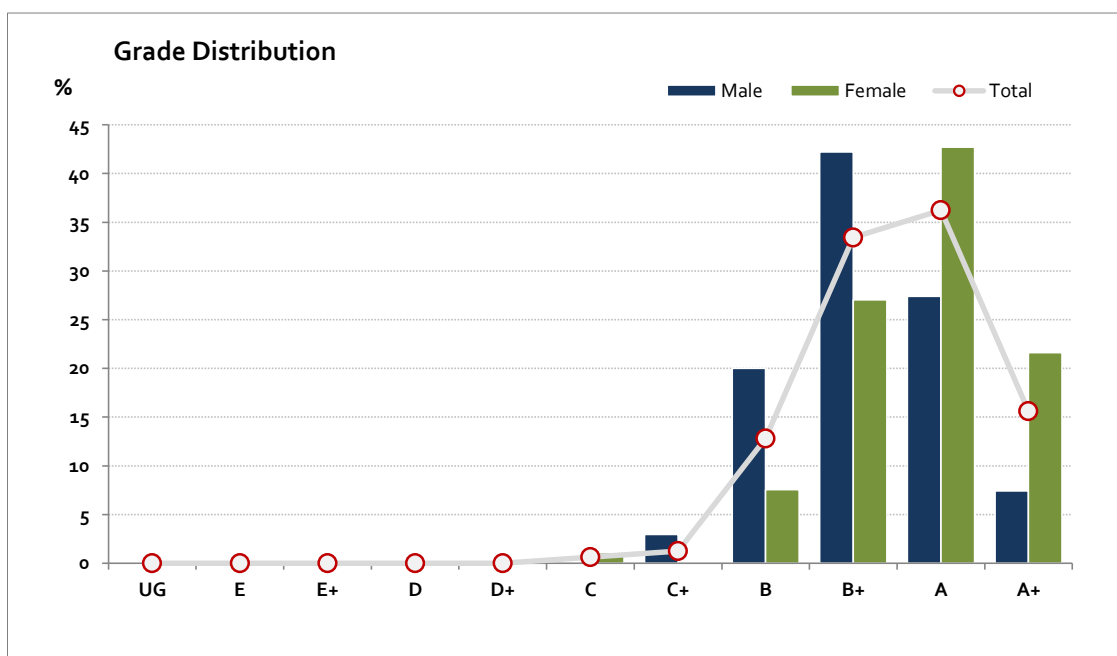
Grade		UG	E	E+	D	D+	C	C+	B	B+	A	A+	NR	Total
Male	n	0	0	0	0	0	0	4	27	57	37	10	0	135
	%	0.0	0.0	0.0	0.0	0.0	0.0	3.0	20.0	42.2	27.4	7.4	0.0	100.0
Female	n	0	0	0	0	0	2	0	14	50	79	40	0	185
	%	0.0	0.0	0.0	0.0	0.0	1.1	0.0	7.6	27.0	42.7	21.6	0.0	100.0
Gender X	n	0	0	0	0	0	0	0	0	0	0	0	0	0
	%	0.0	0.0	0.0	0.0	0.0	0.0	0.0	0.0	0.0	0.0	0.0	0.0	0.0
Total	n	0	0	0	0	0	2	4	41	107	116	50	0	320
	%	0.0	0.0	0.0	0.0	0.0	0.6	1.3	12.8	33.4	36.3	15.6	0.0	100
Score Ranges		0-2	3-4	5-9	10-14	15-19	20-24	25-29	30-38	39-43	44-47	48-50	N/A	Max 50

For privacy reasons, a gender with less than 5 students assessed has been assigned to the category of NR (Not Reported).

Summary Statistics:	
Mean	43.1
Std Dev	4.7
Median	A

Not Assessed:	
Male	4
Female	5
Gender X	0
Total	9

Total Enrolments incl. Not Assessed:	
Male	139
Female	190
Gender X	0
Total	329



Gender X numbers are too low for a graph to be meaningful

The Victorian Curriculum and Assessment Authority provides high quality curriculum, assessment and reporting to enable learning for life.

LOTE Vietnamese First Language

Graded Assessment 2 COURSEWORK UNIT 4

2017

Table of Grade Distribution by Gender

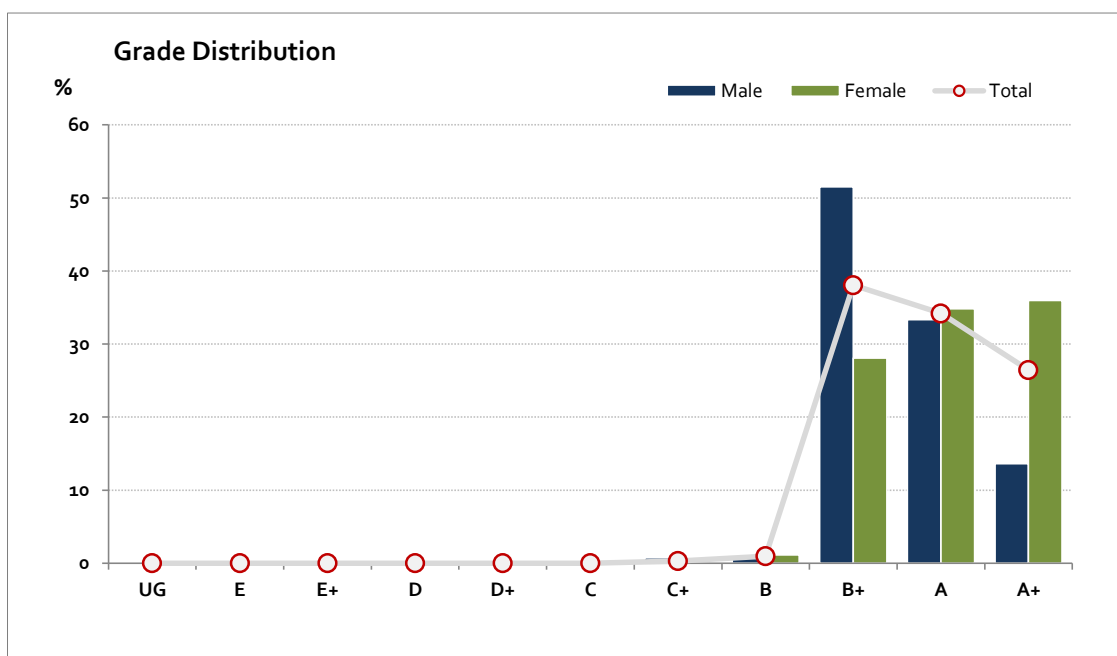
Grade		UG	E	E+	D	D+	C	C+	B	B+	A	A+	NR	Total
Male	n	0	0	0	0	0	0	1	1	68	44	18	0	132
	%	0.0	0.0	0.0	0.0	0.0	0.0	0.8	0.8	51.5	33.3	13.6	0.0	100.0
Female	n	0	0	0	0	0	0	0	2	50	62	64	0	178
	%	0.0	0.0	0.0	0.0	0.0	0.0	0.0	1.1	28.1	34.8	36.0	0.0	100.0
Gender X	n	0	0	0	0	0	0	0	0	0	0	0	0	0
	%	0.0	0.0	0.0	0.0	0.0	0.0	0.0	0.0	0.0	0.0	0.0	0.0	0.0
Total	n	0	0	0	0	0	0	1	3	118	106	82	0	310
	%	0.0	0.0	0.0	0.0	0.0	0.0	0.3	1.0	38.1	34.2	26.5	0.0	100
Score Ranges		0-2	3-4	5-9	10-14	15-19	20-24	25-29	30-33	34-43	44-47	48-50	N/A	Max 50

For privacy reasons, a gender with less than 5 students assessed has been assigned to the category of NR (Not Reported).

Summary Statistics:	
Mean	44.2
Std Dev	4.2
Median	A

Not Assessed:	
Male	7
Female	12
Gender X	0
Total	19

Total Enrolments incl. Not Assessed:	
Male	139
Female	190
Gender X	0
Total	329



Gender X numbers are too low for a graph to be meaningful

The Victorian Curriculum and Assessment Authority provides high quality curriculum, assessment and reporting to enable learning for life.

LOTE Vietnamese First Language

Graded Assessment 3 ORAL AND WRITTEN EXAMINATION

2017

Table of Grade Distribution by Gender

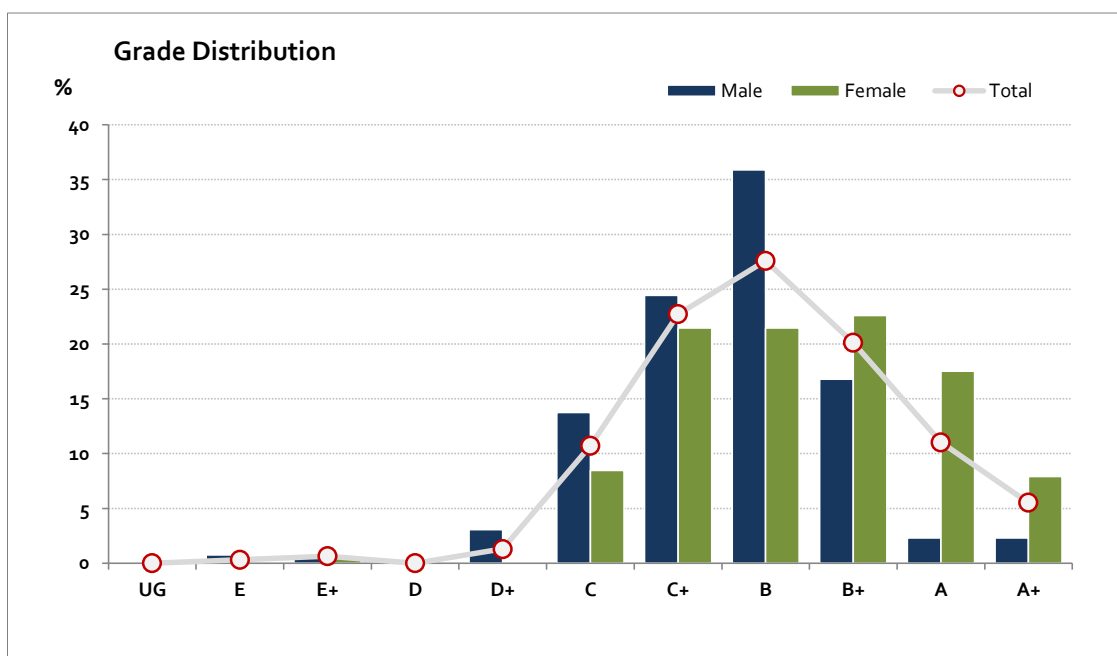
Grade		UG	E	E+	D	D+	C	C+	B	B+	A	A+	NR	Total
Male	n	0	1	1	0	4	18	32	47	22	3	3	0	131
	%	0.0	0.8	0.8	0.0	3.1	13.7	24.4	35.9	16.8	2.3	2.3	0.0	100.0
Female	n	0	0	1	0	0	15	38	38	40	31	14	0	177
	%	0.0	0.0	0.6	0.0	0.0	8.5	21.5	21.5	22.6	17.5	7.9	0.0	100.0
Gender X	n	0	0	0	0	0	0	0	0	0	0	0	0	0
	%	0.0	0.0	0.0	0.0	0.0	0.0	0.0	0.0	0.0	0.0	0.0	0.0	0.0
Total	n	0	1	2	0	4	33	70	85	62	34	17	0	308
	%	0.0	0.3	0.6	0.0	1.3	10.7	22.7	27.6	20.1	11.0	5.5	0.0	100
Score Ranges		0-9	10-23	24-39	40-84	85-109	110-139	140-154	155-166	167-175	176-182	183-200	N/A	Max 200

For privacy reasons, a gender with less than 5 students assessed has been assigned to the category of NR (Not Reported).

Summary Statistics:	
Mean	157.8
Std Dev	21.2
Median	B

Not Assessed:	
Male	8
Female	13
Gender X	0
Total	21

Total Enrolments incl. Not Assessed:	
Male	139
Female	190
Gender X	0
Total	329



Gender X numbers are too low for a graph to be meaningful

The Victorian Curriculum and Assessment Authority provides high quality curriculum, assessment and reporting to enable learning for life.